

[54] **WRISTWATCH**

[75] **Inventor: Michel P. Ratajski, Bienne, Switzerland**

[73] **Assignee: Severin Montres AG, Zug, Switzerland**

[**] **Term: 14 Years**

[21] **Appl. No.: 57,155**

[22] **Filed: Jun. 1, 1987**

[30] **Foreign Application Priority Data**

Dec. 8, 1986 [GB] United Kingdom DMA/000558

[52] **U.S. Cl. D10/32**

[58] **Field of Search D10/1-39, D10/122-132; 368/276-277, 280-282, 285**

[56] **References Cited**

U.S. PATENT DOCUMENTS

- D. 262,692 1/1982 Kurowsky D10/39
- D. 266,058 9/1982 Kanoui D10/39
- D. 284,949 8/1986 Kong D10/128
- D. 302,134 7/1989 Woormer D10/32 X

FOREIGN PATENT DOCUMENTS

- 1005235 4/1952 France 368/282
- 269722 4/1927 United Kingdom 368/282

OTHER PUBLICATIONS

Swiss Watch & Jewelry Journal, 2/82, p. 237-Watch at left.

Jewelers Circular-Keystone, 8/56, p. 31-Watch.

Primary Examiner—Nelson C. Holtje

Attorney, Agent, or Firm—McGlew and Tuttle

[57] **CLAIM**

The ornamental design for a wristwatch, as shown and described.

DESCRIPTION

FIG. 1 is a front elevational view of a wristwatch showing my new design;


FIG. 2 is a rear elevational view thereof;

FIG. 3 is a bottom plan view thereof;

FIG. 4 is a top plan view thereof;

FIG. 5 is a right side elevational view thereof; and

FIG. 6 is a left side elevational view thereof.






FIG. 1




FIG. 2



FIG. 5

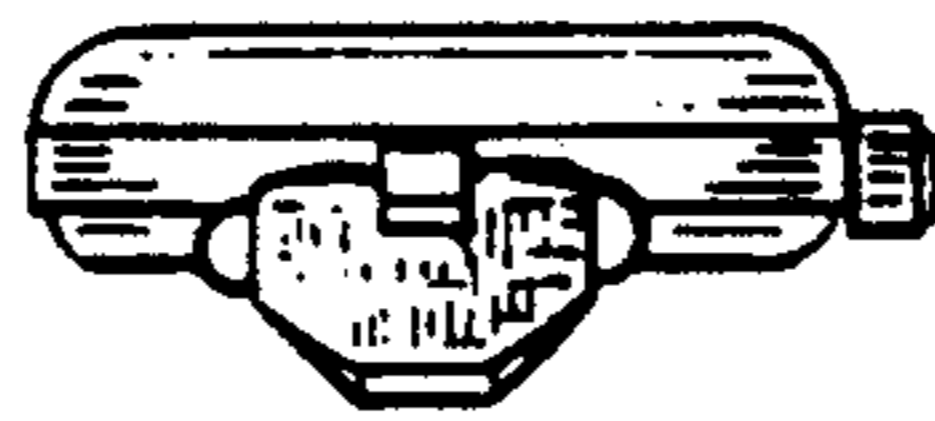


FIG. 3



FIG. 4



FIG. 6