

# United States Patent [19]

Baughman

[11] Patent Number: **Des. 315,309**

[45] Date of Patent: **\*\* Mar. 12, 1991**

[54] **PLASTIC INTERNALLY THREADED  
CONTAINER INSERT**

[75] Inventor: **Gary M. Baughman, Auburn, Ind.**

[73] Assignee: **Rieke Corporation, Auburn, Ind.**

[\*\*] Term: **14 Years**

[21] Appl. No.: **57,861**

[22] Filed: **Jun. 4, 1987**

[52] U.S. Cl. .... **D9/456; D9/434;  
D9/454**

[58] Field of Search ..... **D7/317, 392-392.1,  
D7/397, 399; D9/377, 434-435, 436, 445, 447,  
499, 452, 454-456; D25/119, 122; 220/23.4, 24  
R, 85 SP, 352; 222/566, 567, 568, 569, 570**

[56] **References Cited**

### U.S. PATENT DOCUMENTS

D. 217,085 4/1970 Zenger et al. .... D9/447  
D. 264,441 5/1982 Smith ..... D9/452

D. 268,394 3/1983 MacEwen ..... D9/454  
3,101,844 8/1963 Myers ..... 220/352

### FOREIGN PATENT DOCUMENTS

0014109 1/1911 Denmark ..... 220/352  
0212164 3/1924 United Kingdom ..... 220/352

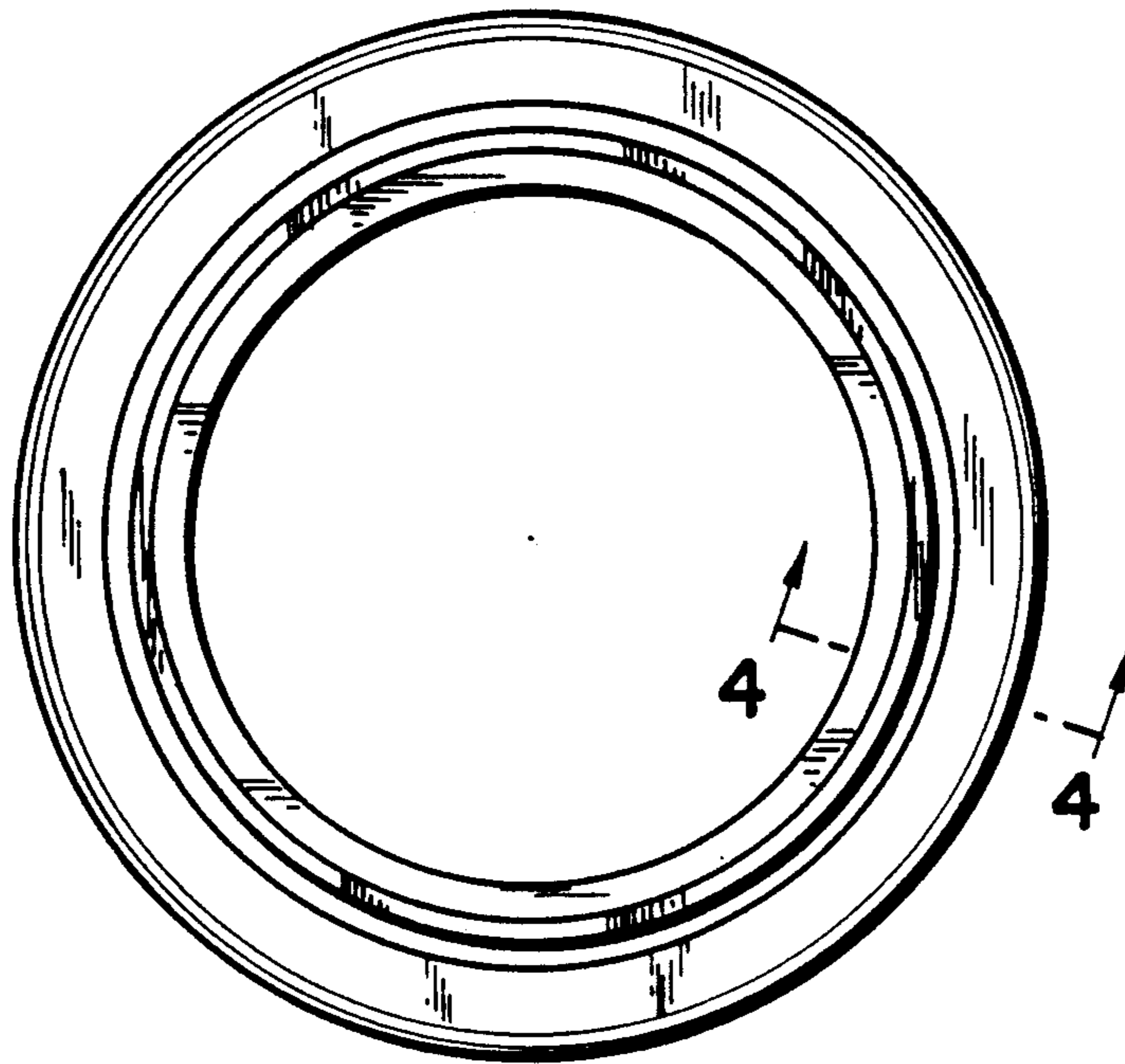
*Primary Examiner*—A. Hugo Word  
*Assistant Examiner*—Celia A. Murphy  
*Attorney, Agent, or Firm*—Woodard, Emhardt,  
Naughton, Moriarty & McNett

### [57] CLAIM

The ornamental design for a plastic internally threaded container insert, as shown and described.

### DESCRIPTION

FIG. 1 is a top plan view of a plastic internally threaded container insert showing my new design;  
FIG. 2 is a side elevational view thereof;  
FIG. 3 is a bottom plan view thereof;  
FIG. 4 is a sectional view thereof, taken on line 4—4 of FIG. 1.



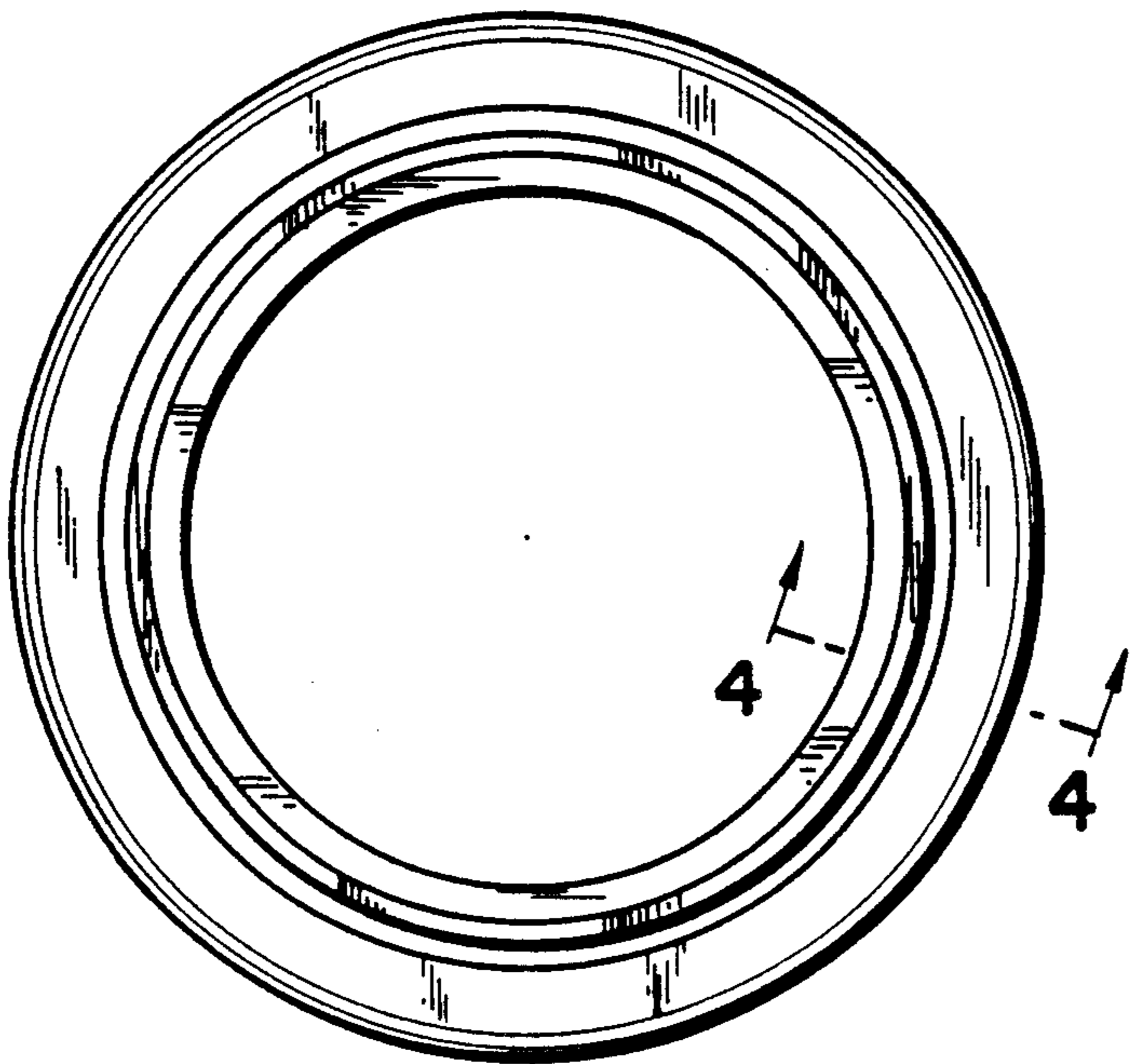


Fig. 1



Fig. 2

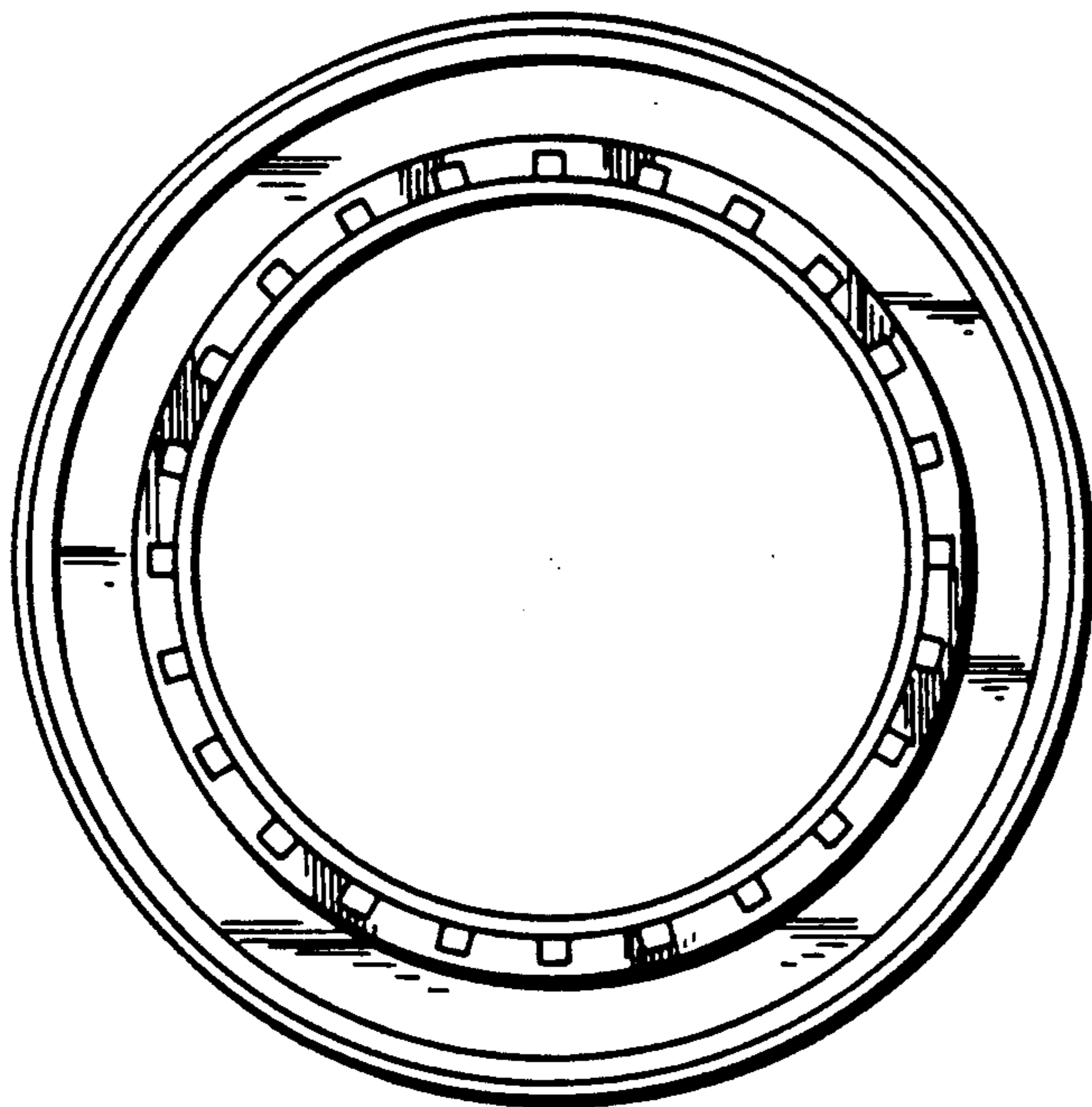


Fig. 3



Fig. 4