

[54] **DISPENSING CLOSURE**
 [75] **Inventor: John vanKerkhoven, Wausau, Wis.**
 [73] **Assignee: Specialty Packaging Group, Inc., Wausau, Wis.**
 [**] **Term: 14 Years**
 [21] **Appl. No.: 161,669**
 [22] **Filed: Feb. 29, 1988**
 [52] **U.S. Cl. D9/450**
 [58] **Field of Search D9/447, 450, 454, 434; 222/484-486, 516, 541, 548, 554, 565, 512; 220/253, 258, 267; 239/394**

2,777,615 1/1957 Shazor, Jr. .
 2,777,616 1/1957 Shazor, Jr. .
 2,954,148 9/1960 Corrinet et al. 222/541
 2,969,895 1/1961 Rucki, Jr. .
 3,486,665 12/1969 Croce .
 3,912,128 10/1975 Ziemann et al. 222/541
 4,308,979 1/1982 Otterson .
 4,567,995 2/1986 Kreiseder et al. .
 4,611,725 9/1986 Kacalieff .

Primary Examiner—Melvin B. Feifer
Assistant Examiner—Dominic Simone
Attorney, Agent, or Firm—Cushman, Darby & Cushman

[56] **References Cited**
U.S. PATENT DOCUMENTS
 D. 58,909 9/1921 Hyatt D9/447
 D. 253,338 11/1979 Hasegawa D9/447 X
 D. 291,536 8/1987 Crawford et al. D9/447 X
 D. 292,380 10/1987 Smith D9/435
 844,640 2/1907 West 222/541
 868,721 10/1907 Summers .
 1,896,976 2/1933 Schifferdecker .

[57] **CLAIM**
 The ornamental design for a dispensing closure, as shown and described.

DESCRIPTION
 FIG. 1 is a perspective view of a dispensing closure showing my new design;
 FIG. 2 is a side elevational view thereof, all sides being identical;
 FIG. 3 is a top plan view thereof;
 FIG. 4 is a bottom plan view thereof.

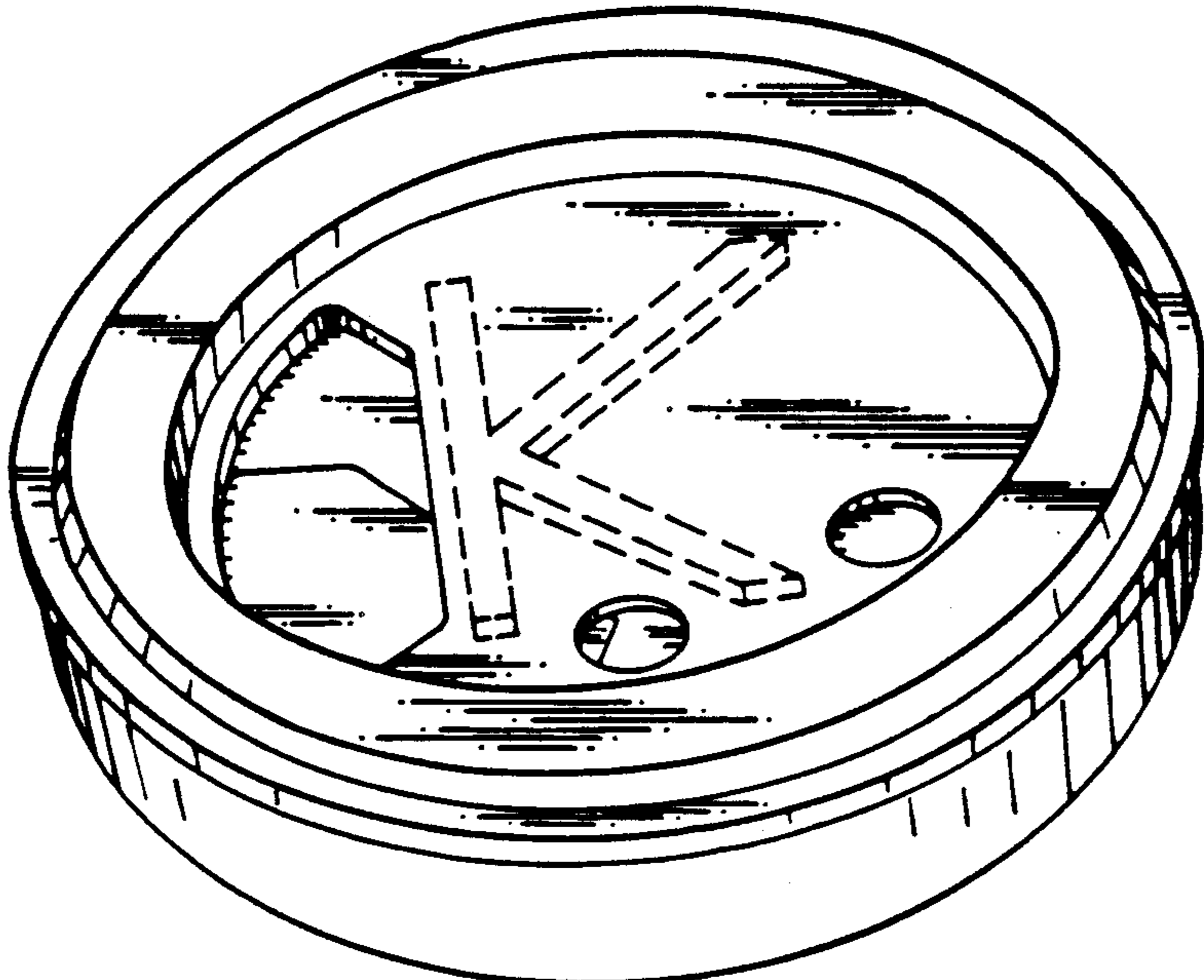


FIG. 1

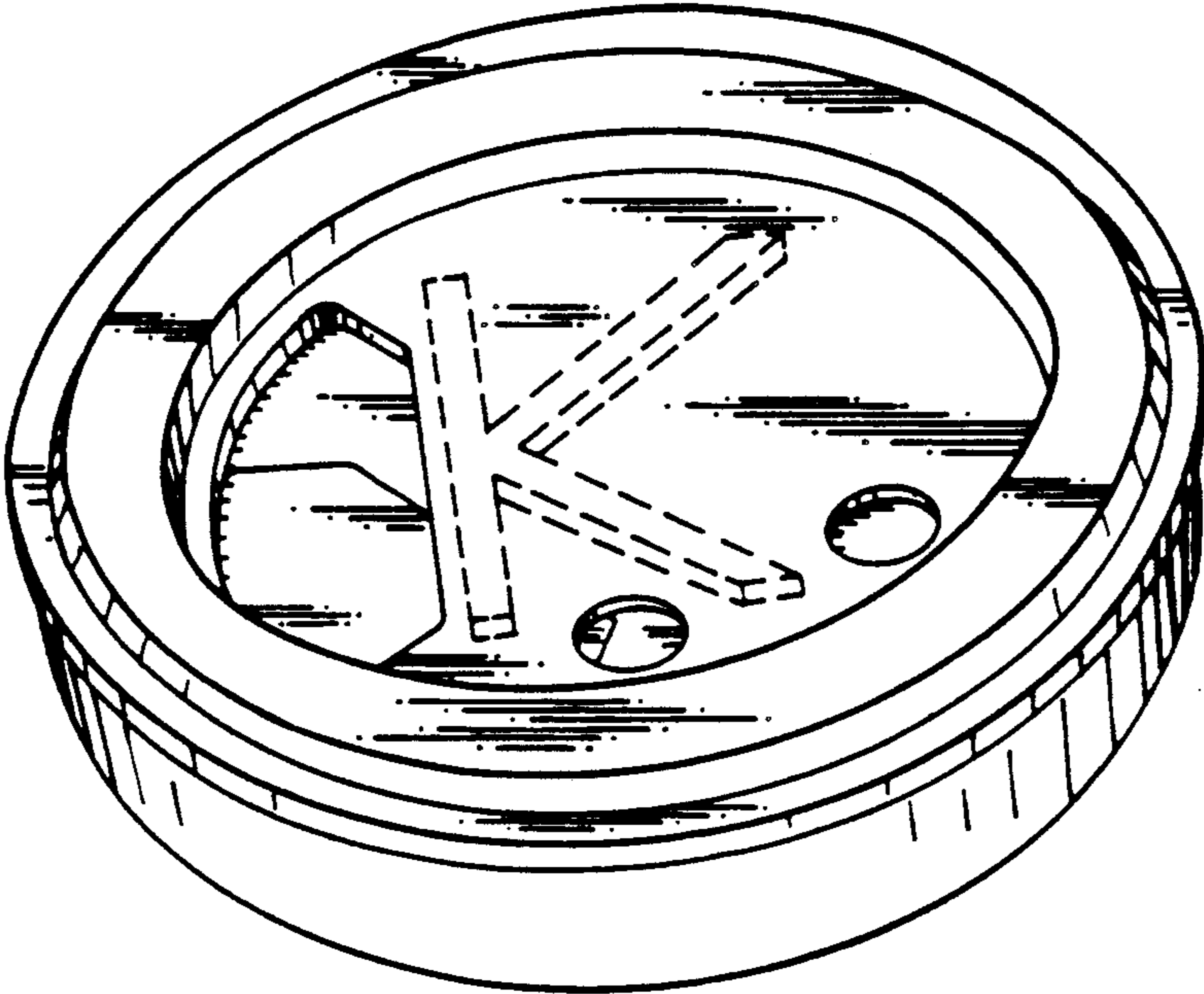


FIG. 2

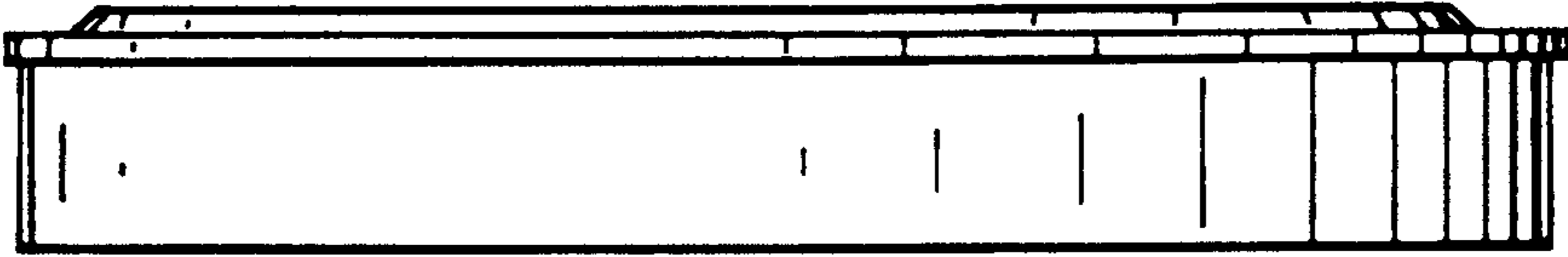


FIG. 3

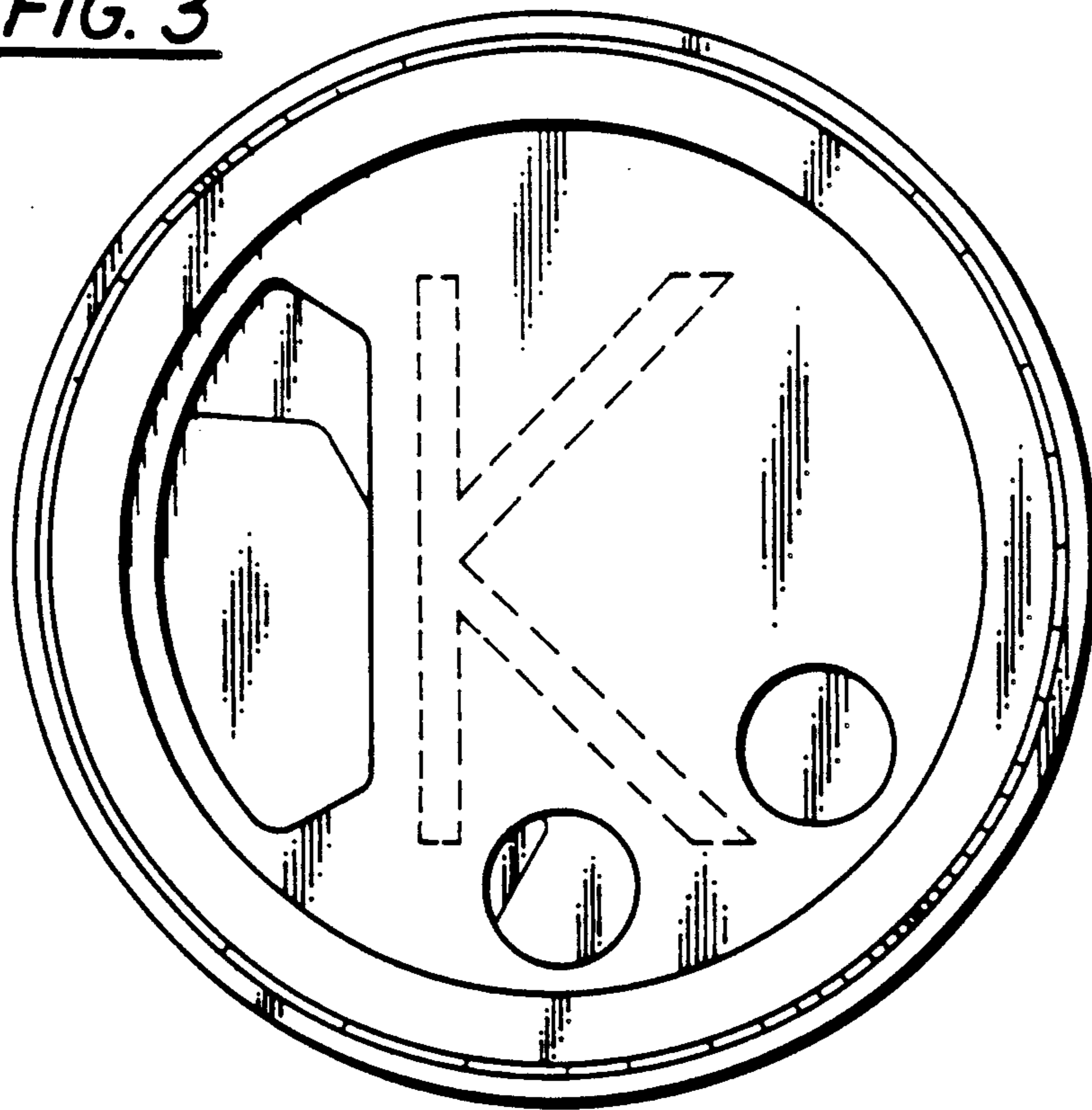


FIG. 4

