

[54] **SPRAY DISPENSER**  
[75] **Inventor: Richard H. Seager, Mystic, Conn.**  
[73] **Assignee: MB Group plc, Reading, England**  
[\*\*] **Term: 14 Years**  
[21] **Appl. No.: 254,297**  
[22] **Filed: Oct. 6, 1988**  
[52] **U.S. Cl. .... D9/300**  
[58] **Field of Search ..... D9/300, 353, 377, 399,  
D9/403, 435, 445, 447, 448, 449, 453;  
D28/91.1; D24/62; 239/337, 355; 222/635,  
402.13, 402.21**

3,161,330 12/1964 Sagarin et al. .... 239/337 X  
3,471,065 10/1969 Malone ..... D9/300 X

**FOREIGN PATENT DOCUMENTS**

2327158 10/1977 France ..... 222/402.13

*Primary Examiner*—B. J. Bullock  
*Assistant Examiner*—C. Tuttle  
*Attorney, Agent, or Firm*—St. Onge Steward Johnston & Reens

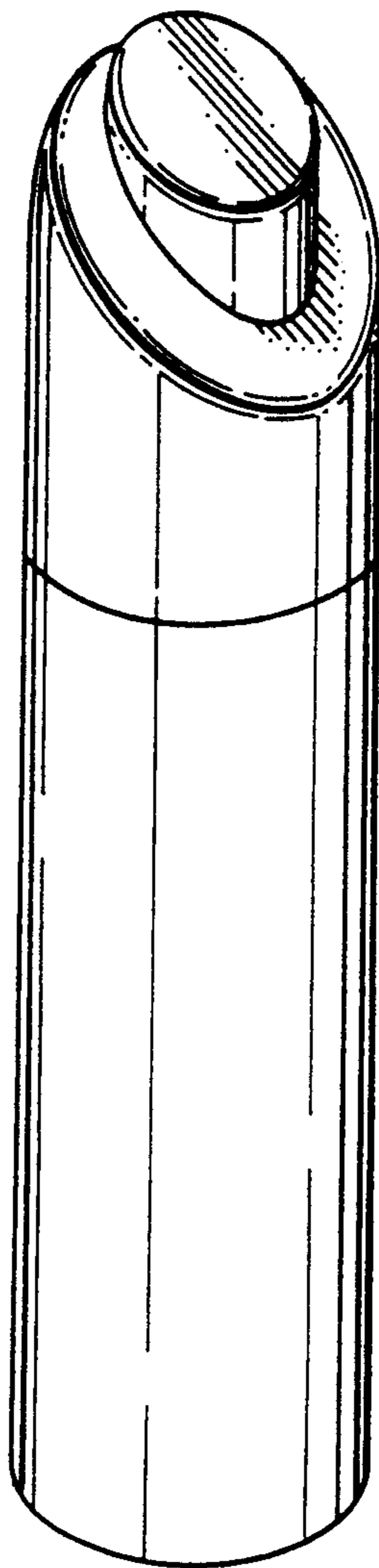
**CLAIM**

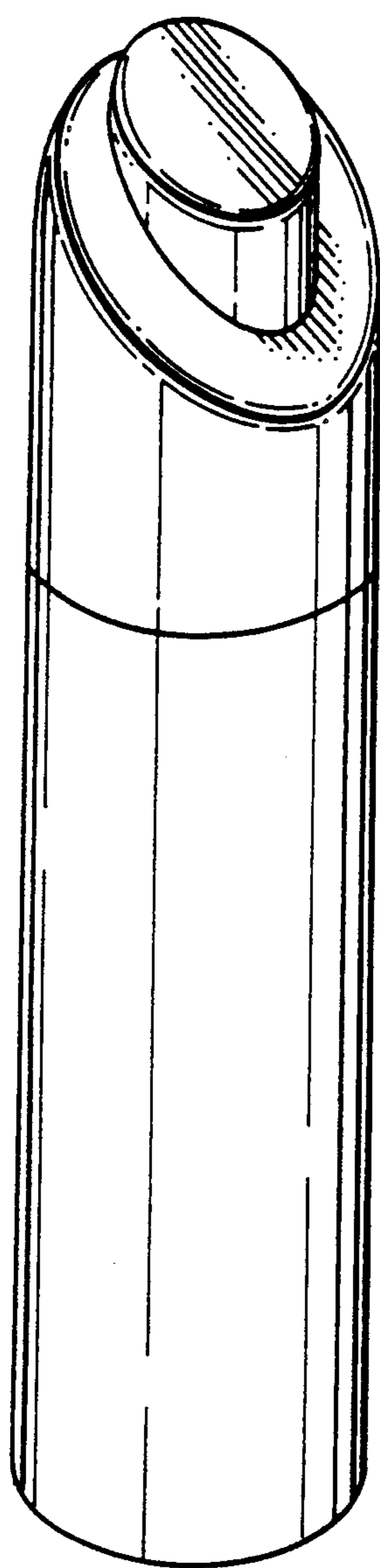
[57] The ornamental design for a spray dispenser, as shown and described.

**DESCRIPTION**


FIG. 1 is a top front perspective view of a spray dispenser showing my new design;  
FIG. 2 is a left side elevational view thereof;  
FIG. 3 is a rear elevational view thereof;  
FIG. 4 is a top plan view thereof; and  
FIG. 5 is a bottom plan view thereof.

[56] **References Cited**  
**U.S. PATENT DOCUMENTS**  
D. 191,487 10/1961 Sagarin ..... D9/300  
D. 219,506 12/1970 Gach ..... D9/448  
D. 301,205 5/1989 Joyaux et al. .... D9/448  
D. 307,542 5/1990 De Montagailhard ..... D9/300






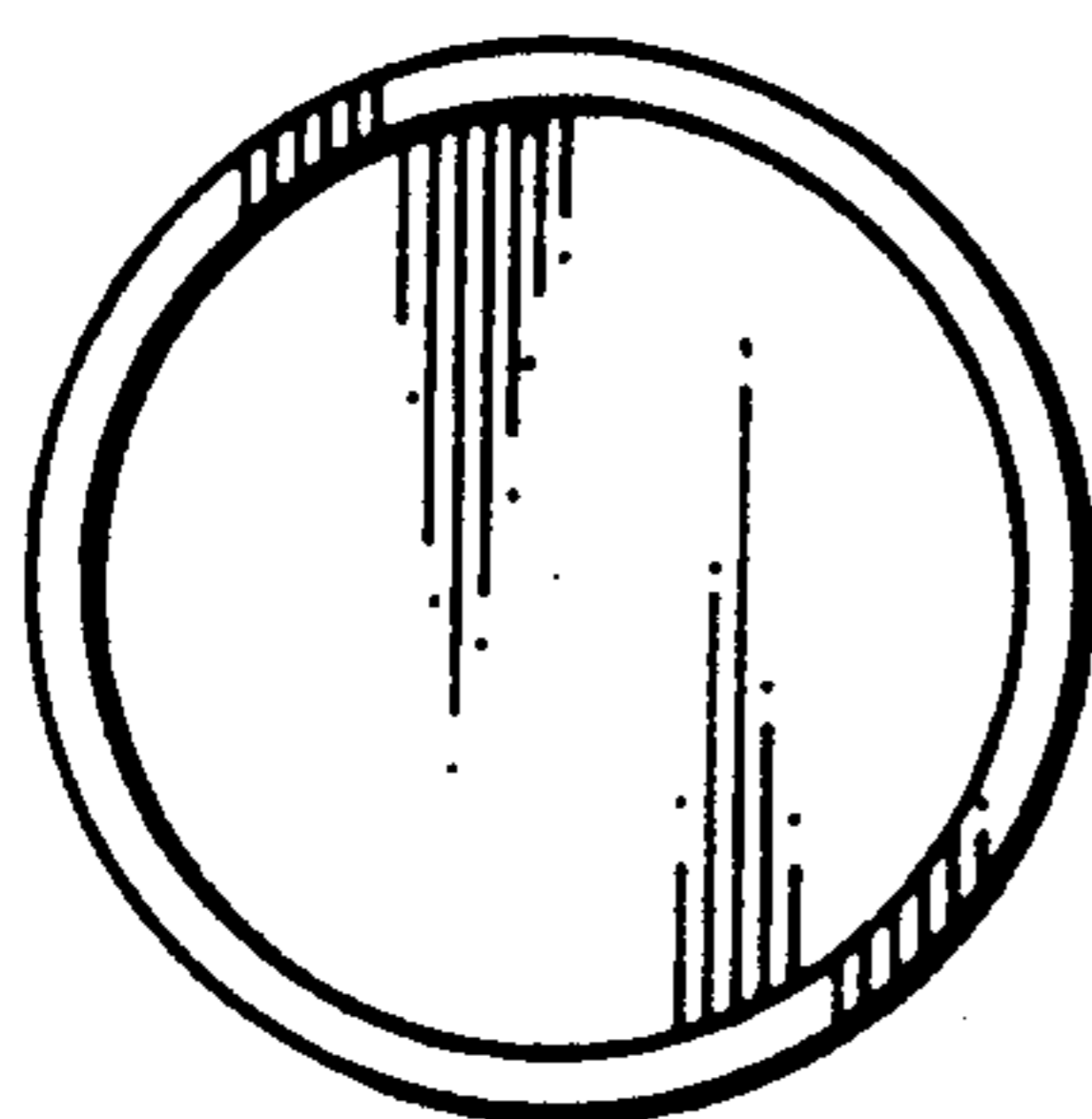
*FIG. 1*



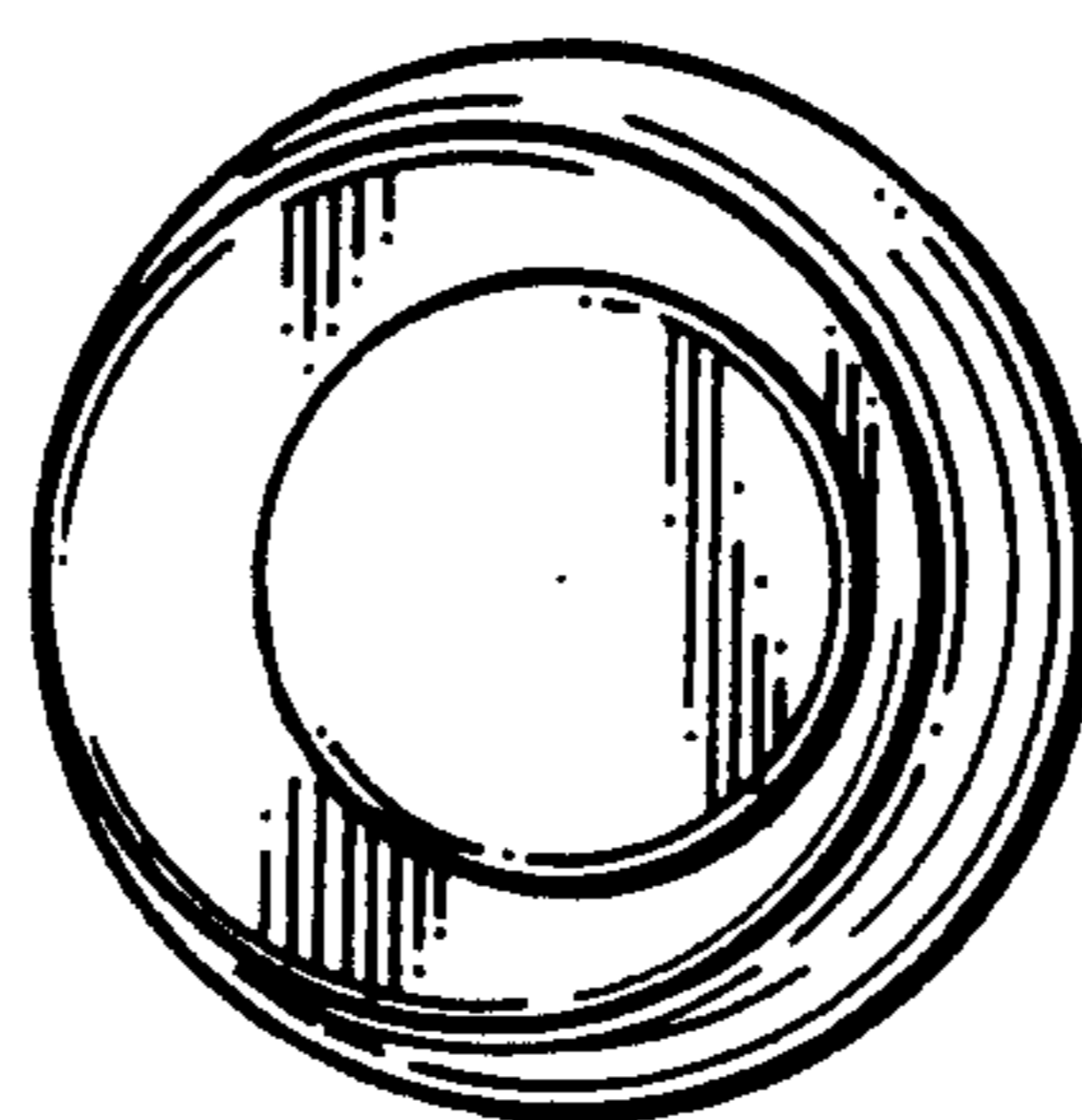
*FIG. 2*



*FIG. 3*



*FIG. 5*



*FIG. 4*