

[54] **GRILL BRANDING IRONS**

[76] **Inventor:** Marcia A. Pilgeram, P.O. Box 52,
 Gold Creek, Mont. 59733

[**] **Term:** 14 Years

[21] **Appl. No.:** 927,685

[22] **Filed:** Nov. 6, 1986

[52] **U.S. Cl.** D7/672; D30/155

[58] **Field of Search** D30/154, 155, 160;
 119/117, 121, 124; 219/227, 228, 384; 38/74;
 99/430, 388; 26/3; 101/31; 126/401, 402;
 428/13, 14

[56] **References Cited**

U.S. PATENT DOCUMENTS

D. 5,136	7/1871	Frantz	D30/155
D. 16,657	4/1886	Banning	D30/155
D. 17,021	12/1886	Kostmayer	D30/155
D. 29,308	9/1898	Shaw	D30/155
60,439	12/1866	Todd	101/31
D. 135,979	7/1943	Weyl	D30/155
D. 175,556	9/1955	Krone	99/388
D. 186,927	12/1959	Andrews	D7/99
D. 195,929	8/1963	Lyman	D7/99
D. 268,536	4/1983	Davis	D30/155
475,884	5/1892	Murrey	99/388
1,892,117	11/1930	Perkins	99/388
2,153,289	4/1939	Wyman	126/402
2,358,452	9/1944	Garstang	99/388
2,483,669	10/1949	Reid	99/388
2,514,618	7/1950	Ancell, III	101/31
3,358,648	12/1967	Berens	126/402

OTHER PUBLICATIONS

Brochure from the George S. Thompson Corporation
 in Monterey Park, CA., Showing Steak Branding Iron.

Primary Examiner—A. Hugo Word
Assistant Examiner—CathyAnne MacCormac
Attorney, Agent, or Firm—Richard C. Conover

[57] **CLAIM**

The ornamental design of grill branding irons, as shown and described.

DESCRIPTION

FIG. 1 is a perspective view taken from the front and left side of the grill branding iron showing my new design;

FIG. 2 is a front elevational view thereof;

FIG. 3 is a rear elevational view thereof;

FIG. 4 is a top plan view thereof;

FIG. 5 is a bottom plan view thereof;

FIG. 6 is a right side elevational view thereof;

FIG. 7 is a perspective view taken from the front and left side of a second embodiment of the grill branding iron shown in FIG. 1;

FIG. 8 is a front elevational view of FIG. 7;

FIG. 9 is a rear elevational view of FIG. 7;

FIG. 10 is a top plan view of FIG. 7;

FIG. 11 is a bottom plan view of FIG. 7;

FIG. 12 is a right side elevational view thereof, the left side being a mirror image of the right side shown;

FIG. 13 is a perspective view taken from the front and left side of a third embodiment of the grill branding iron shown in FIG. 1;

FIG. 14 is a front elevational view of FIG. 13;

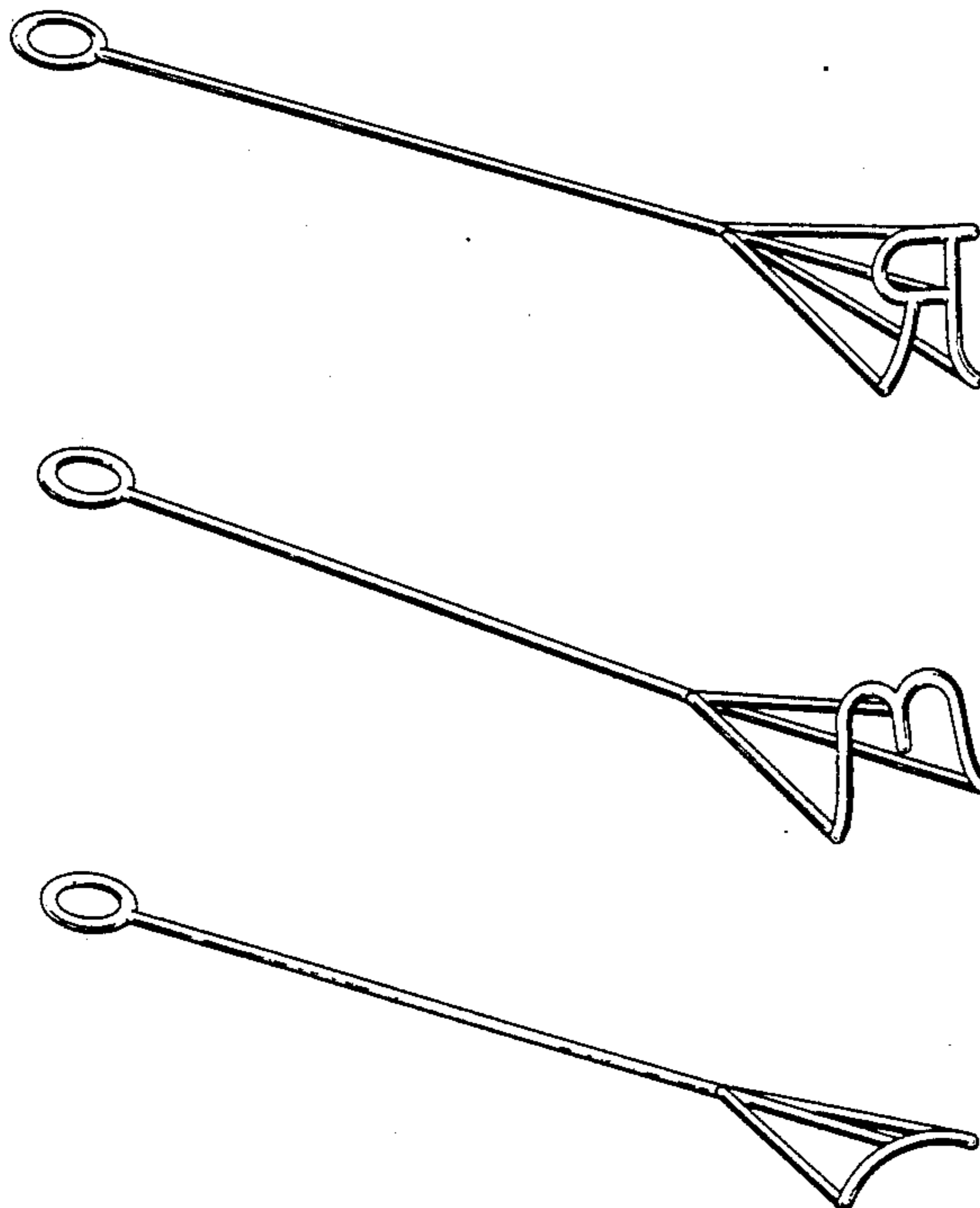
FIG. 15 is a rear elevational view of FIG. 13;

FIG. 16 is a top plan view of FIG. 13;

FIG. 17 is a bottom plan view of FIG. 13; and

FIG. 18 is a right side elevational view thereof, the left side being a mirror image of the right side shown.

The centers of FIGS. 4-6, 10-12, and 16-18 are broken away for the convenience of illustration only.



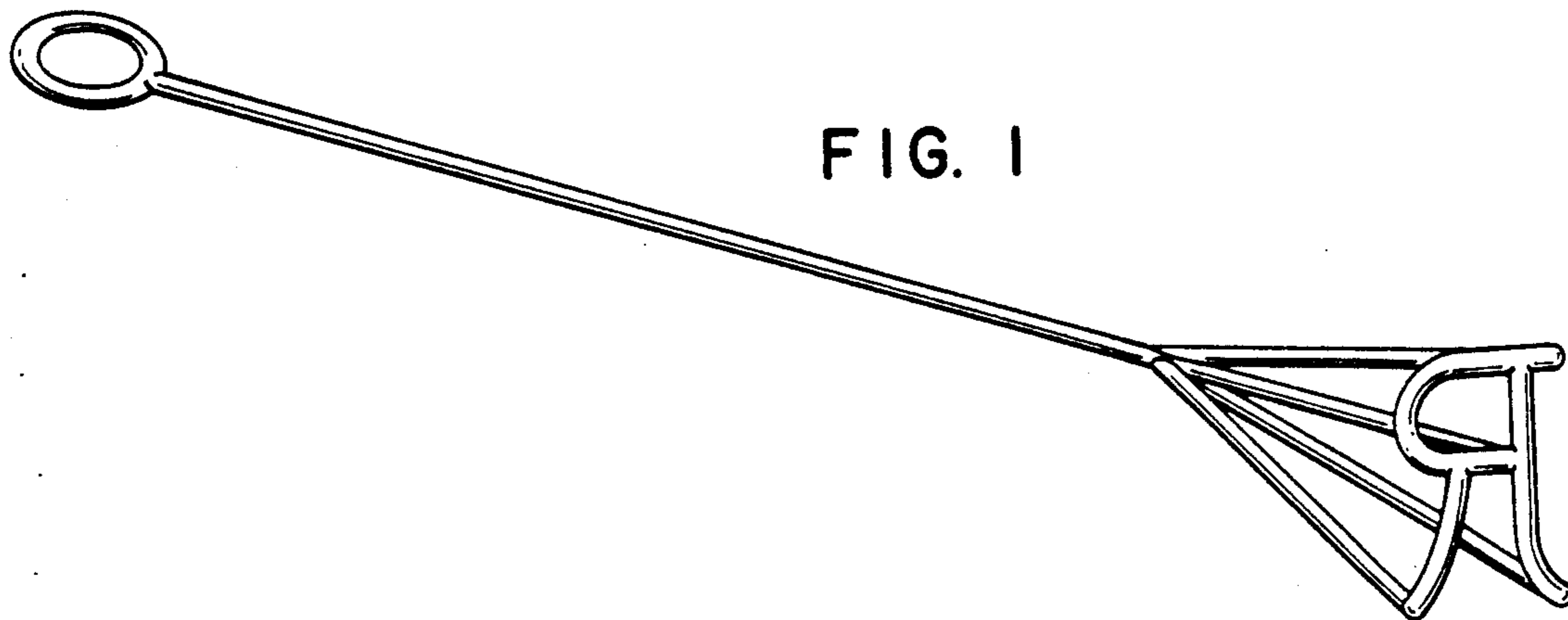


FIG. 1




FIG. 2




FIG. 3

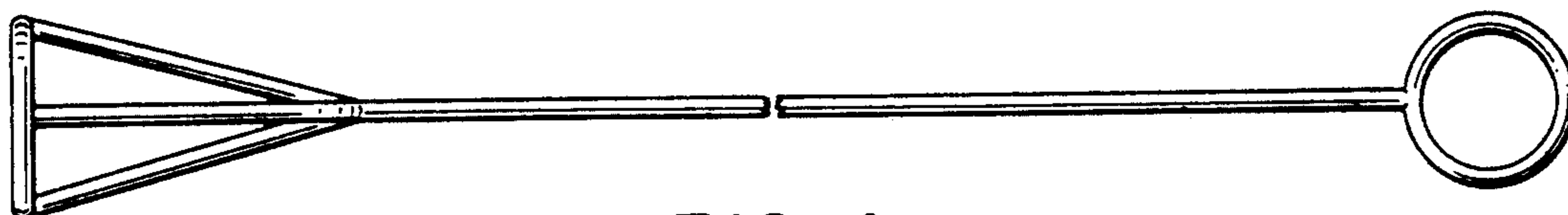


FIG. 4




FIG. 5

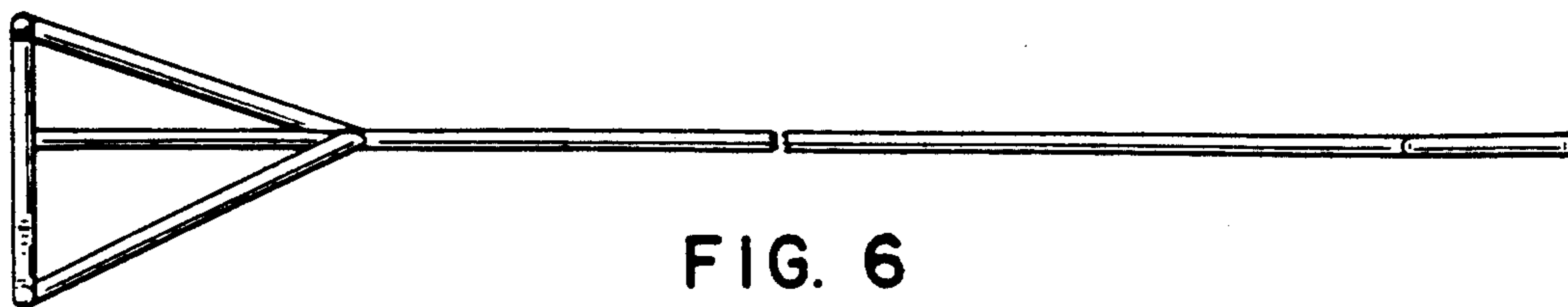


FIG. 6

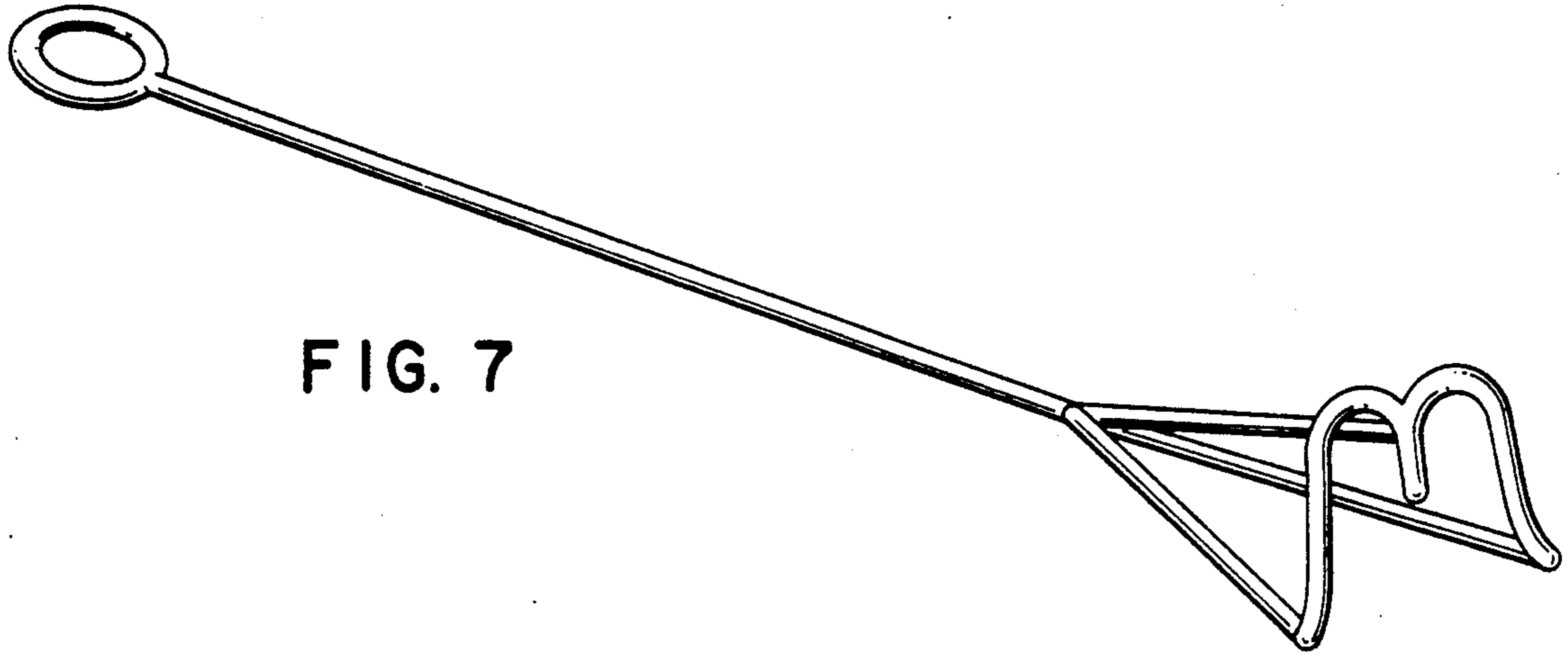


FIG. 7

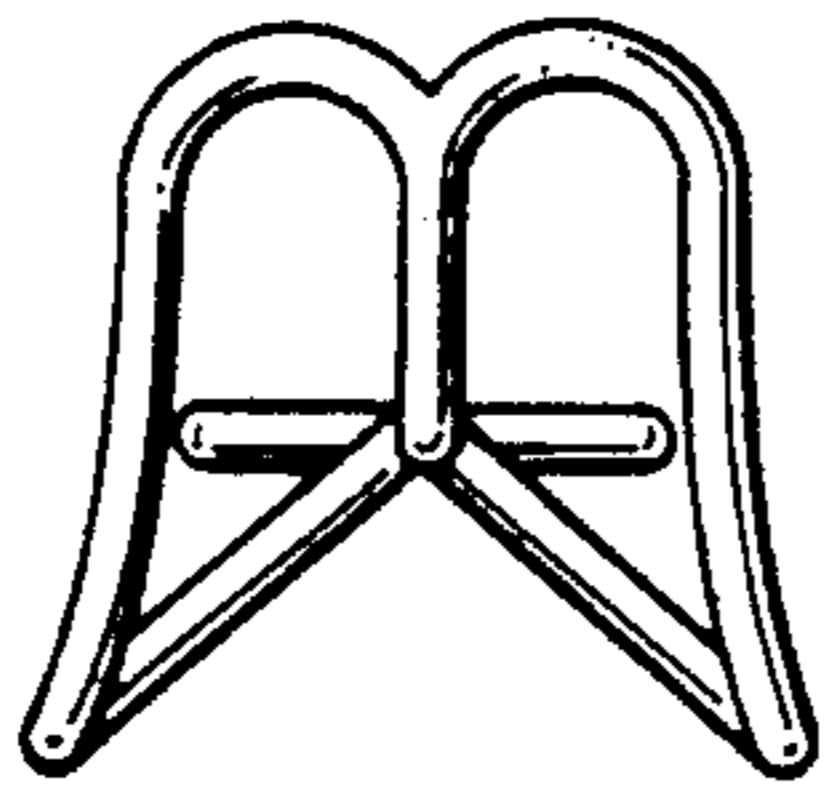


FIG. 8




FIG. 9

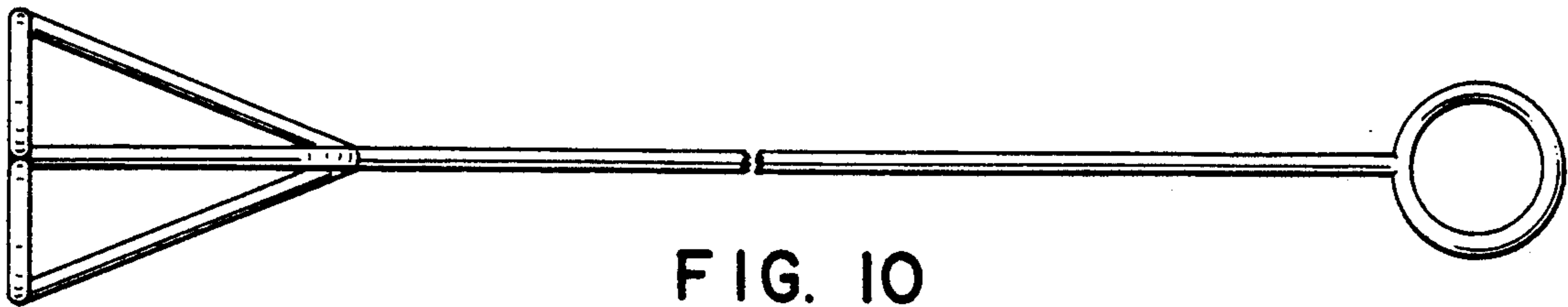


FIG. 10

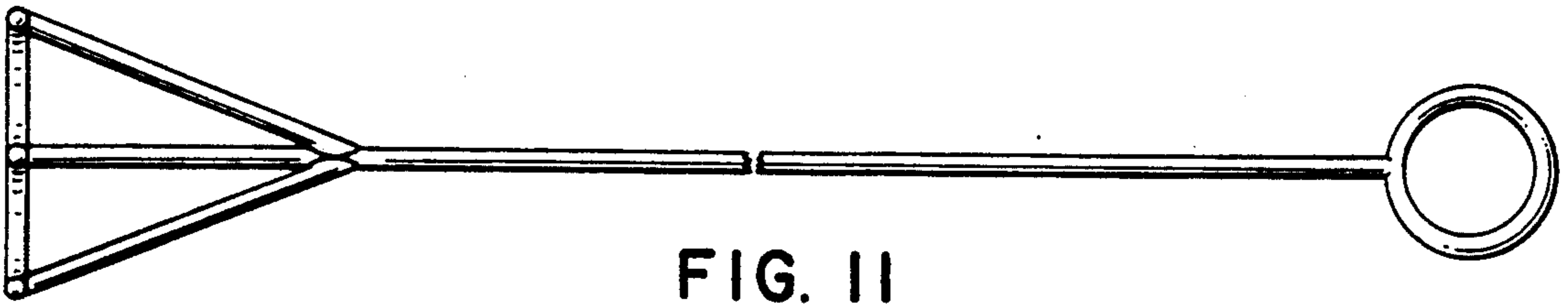


FIG. 11




FIG. 12

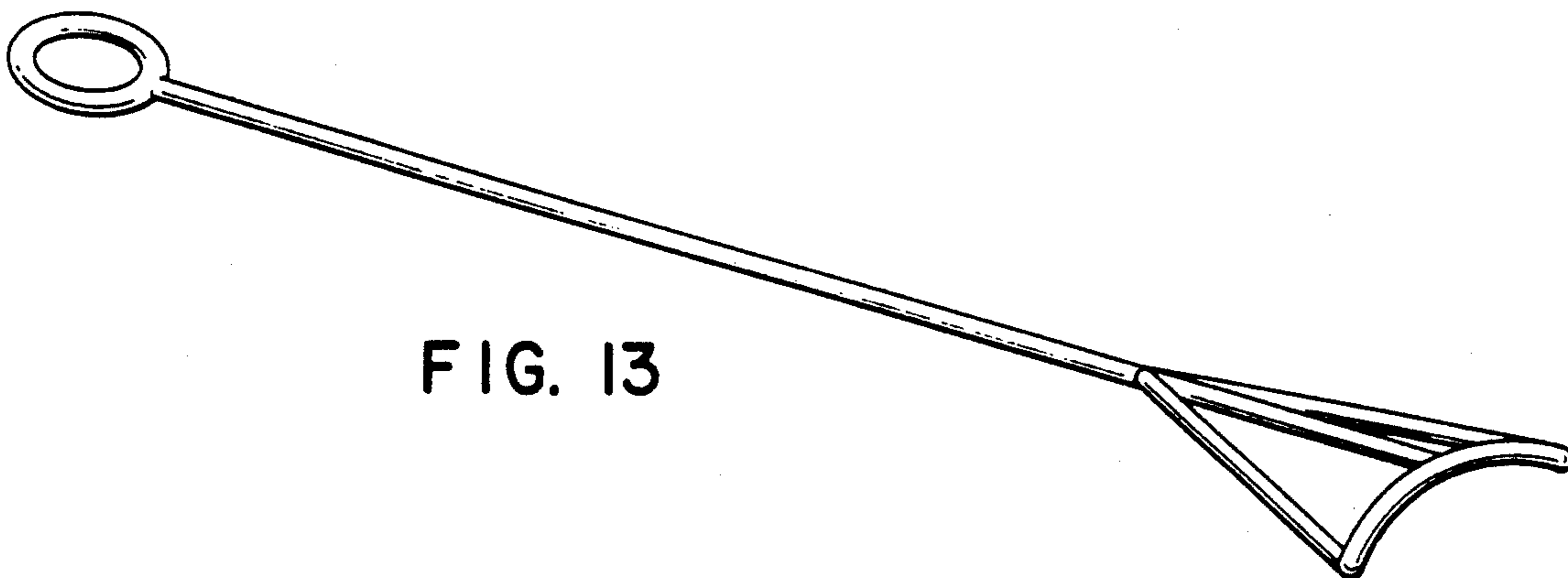


FIG. 13

FIG. 14



FIG. 15

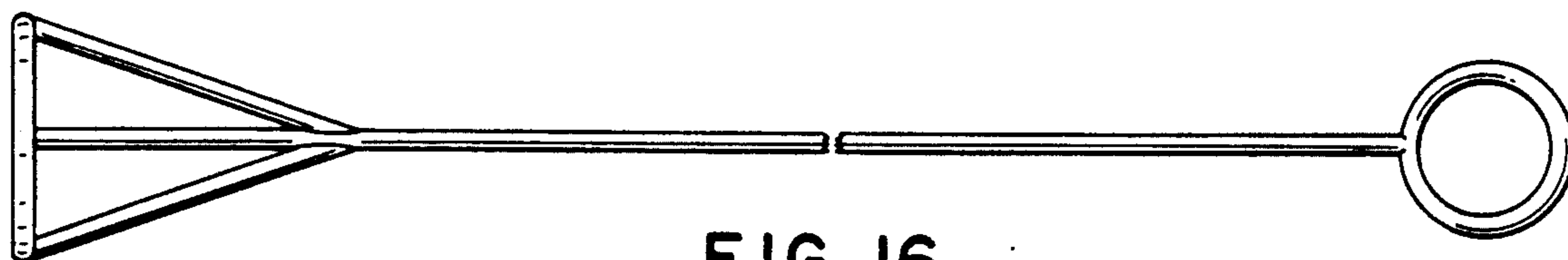


FIG. 16

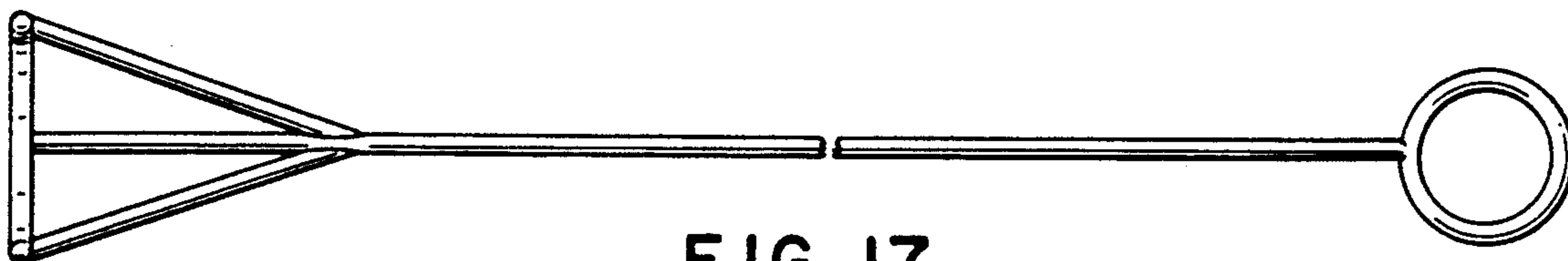


FIG. 17



FIG. 18