

[54] **FURNITURE LEG**

[76] **Inventor: John W. T. Duffey, 491 Seminole Ave., Apartment 10, Atlanta, Ga. 30307**

[**] **Term: 14 Years**

[21] **Appl. No.: 197,903**

[22] **Filed: May 24, 1988**

[52] **U.S. Cl. D6/495**

[58] **Field of Search D6/491, 495, 496, 498, D6/499-502, 486, 366, 393, 480, 482, 489, 363; D12/155**

[56] **References Cited**

U.S. PATENT DOCUMENTS

- D. 40,983 11/1910 Pilon D6/495
- D. 79,644 10/1929 Ekvall D6/495
- D. 81,034 4/1930 Trout D6/495 X
- D. 248,268 6/1978 Fields D6/451 X

OTHER PUBLICATIONS

Interiors, May 1983, p. 232, Table at upper right.

Primary Examiner—Bruce W. Dunkins

Assistant Examiner—Janice E. Seeger

Attorney, Agent, or Firm—Jones, Askew & Lunsford

[57] **CLAIM**

The ornamental design for a furniture leg, as shown and described.

DESCRIPTION

FIG. 1 is a perspective view of a furniture leg, showing my new design;

FIG. 2 is a front elevational view thereof;

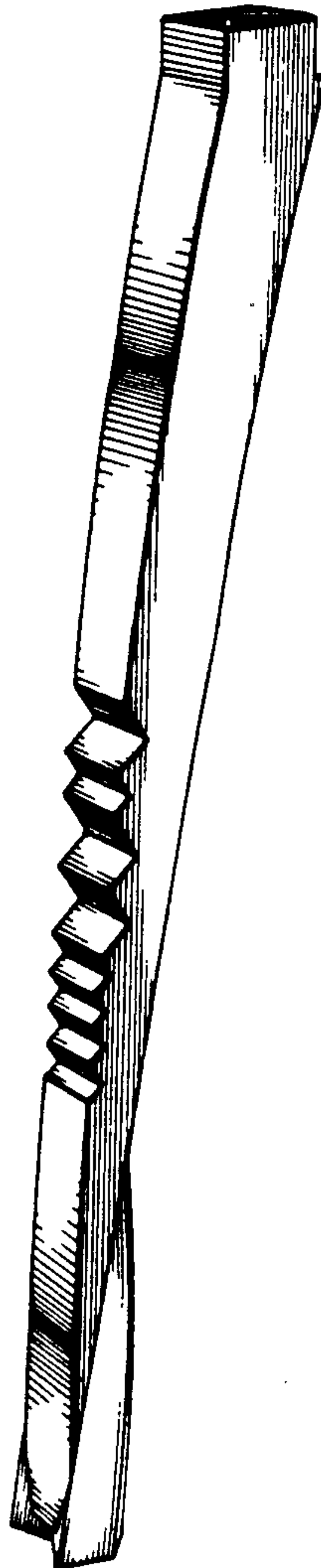
FIG. 3 is a left side elevational view thereof, the right side being a mirror image;

FIG. 4 is a top plan view thereof;

FIG. 5 is a bottom plan view thereof; and

FIG. 6 is a rear elevational view thereof.

FIGS. 2-6 have been drawn to a reduced scale with respect to FIG. 1.



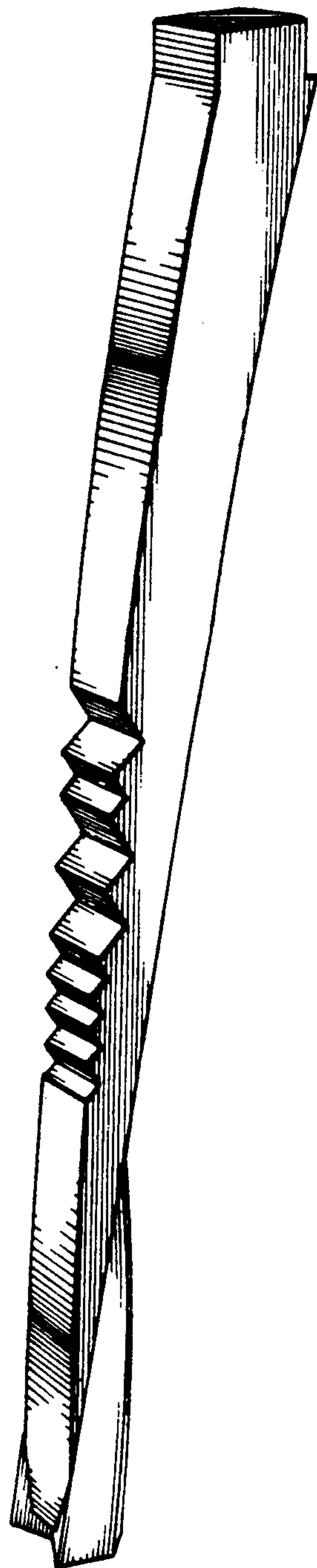


FIG 1



FIG 4




FIG 2

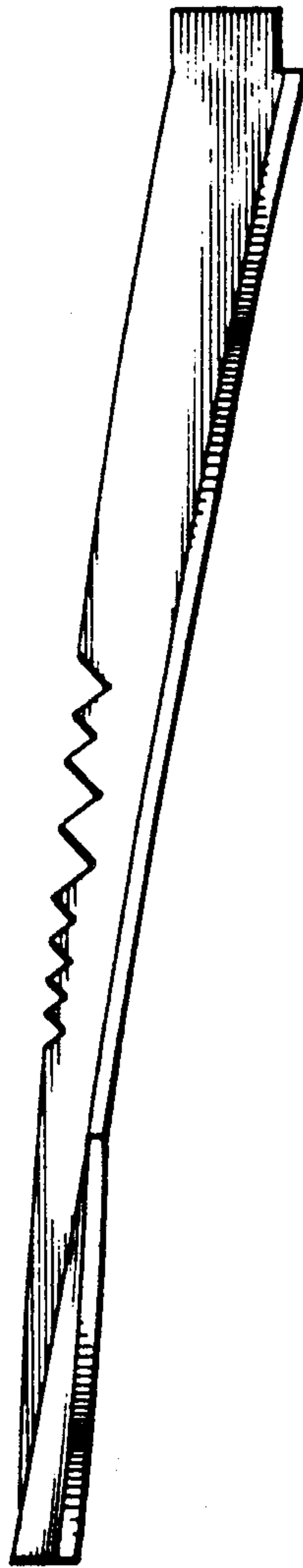


FIG 3

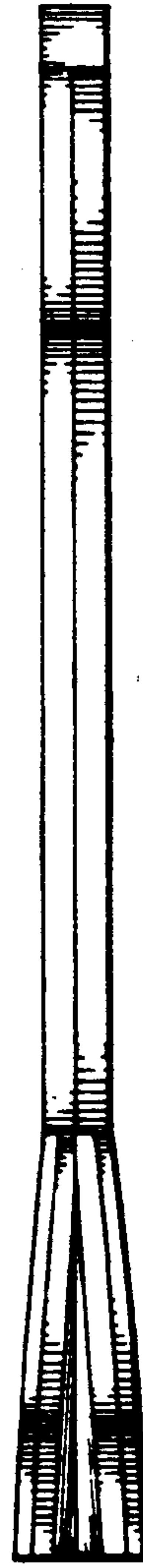


FIG 6




FIG 5