

[54] **CABINET OR SIMILAR ARTICLE**

[76] **Inventor: Robert L. Denningham, 1976**
 Cambridge Dr., Crofton, Md. 21114

[**] **Term: 14 Years**

[21] **Appl. No.: 924,491**

[22] **Filed: Oct. 28, 1986**

[52] **U.S. Cl. D6/438; D6/446;
 D6/447**

[58] **Field of Search D6/432, 434, 436, 435,
 D6/437, 438, 439, 443, 445, 447, 446, 448;
 312/204**

D. 89,043	1/1933	Hallward	D6/435
D. 134,063	10/1942	Witman	D6/438
D. 151,214	10/1948	Buckner	D6/434
D. 154,060	6/1949	Osborn	D6/438
D. 158,432	5/1950	Bevelacqua	D6/438
D. 248,911	8/1978	Handel	D6/447
D. 252,061	6/1979	West	D6/434
D. 262,340	12/1981	Keller	D6/447

Primary Examiner—Nelson C. Holtje
Assistant Examiner—Jeffrey Asch

[57] **CLAIM**

The ornamental design for a cabinet or similar article, as shown and described.


[56] **References Cited**

U.S. PATENT DOCUMENTS

D. 27,020	5/1897	Overall	D6/439
D. 46,792	12/1914	Purcell	D6/447
D. 88,539	12/1932	Hallward	D6/435
D. 89,042	1/1933	Hallward	D6/434 X

DESCRIPTION

FIG. 1 is a perspective view of a cabinet or similar article showing my new design; FIG. 2 is a front elevational view thereof; and FIG. 3 is a left side elevational view, the right side being a mirror image thereof.






FIG. 1

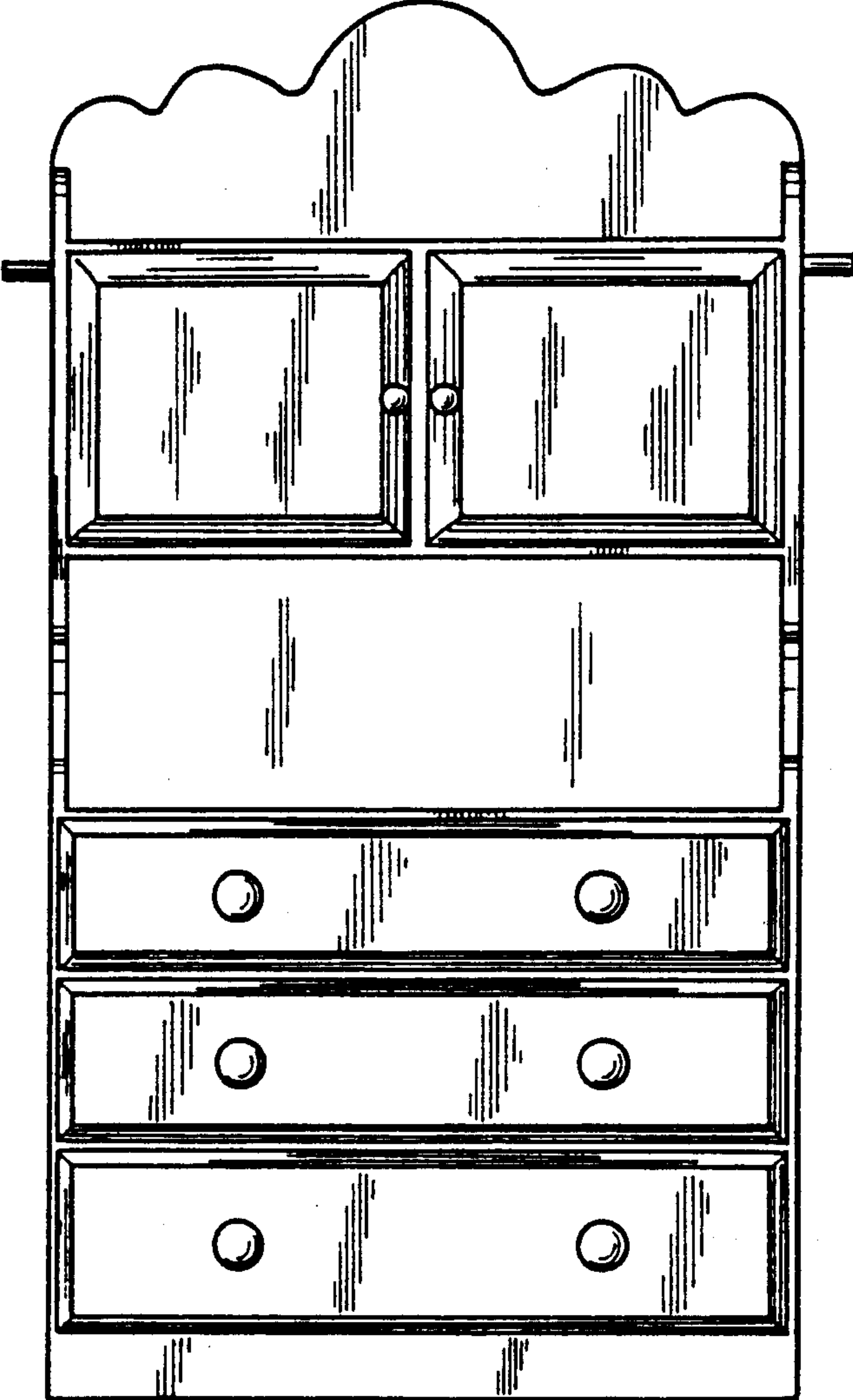


FIG. 2

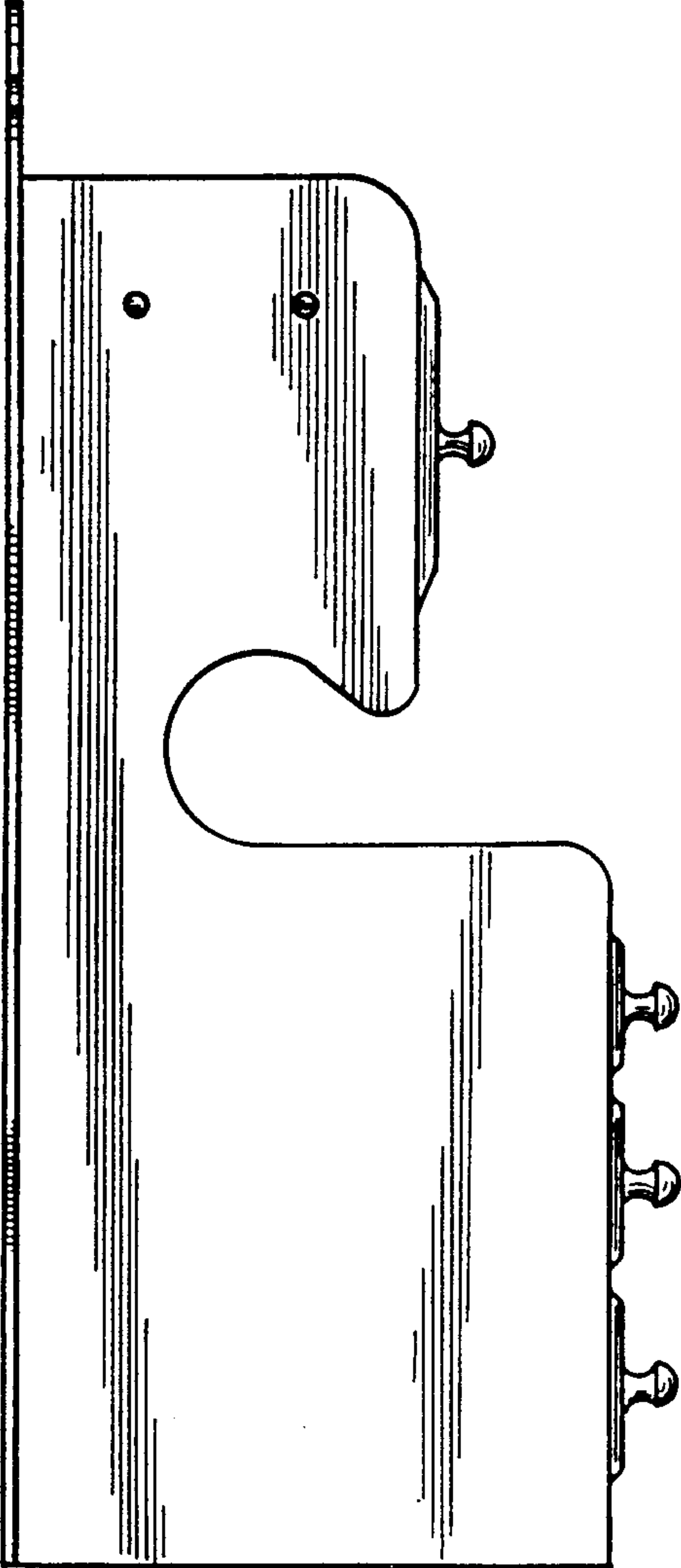


FIG. 3