

[54] **ANGLE BROOM SHROUD**

[75] **Inventor: Joseph Lapin, Montreal, Canada**  
 [73] **Assignee: Rubbermaid Incorporated, Wooster, Ohio**  
 [\*\*] **Term: 14 Years**  
 [21] **Appl. No.: 230,510**  
 [22] **Filed: Aug. 10, 1988**  
 [52] **U.S. Cl. .... D4/199; D32/50**  
 [58] **Field of Search .... D4/132, 135, 199; D32/50-52; 15/146, 159 R, 168, 171, 173-175, DIG. 5**

[56] **References Cited**

**U.S. PATENT DOCUMENTS**

D. 210,997	5/1968	Maloney .....	D4/199
D. 269,827	7/1983	Clark .....	D4/135
D. 289,338	4/1987	Sartori .....	D32/50
D. 300,584	4/1989	Sartori .....	D4/132
4,215,448	8/1980	Burns et al. ....	15/210 R
4,384,383	8/1983	Bryant .....	15/159 R
4,541,139	9/1985	Jones et al. ....	15/171
4,756,039	7/1988	Pardo .....	15/DIG. 15

**OTHER PUBLICATIONS**

Sell sheet, Viking Brush Limited, 5317 rue Drolet St., Montreal, Quebec, Canada H2T 2H5, publication date unknown.

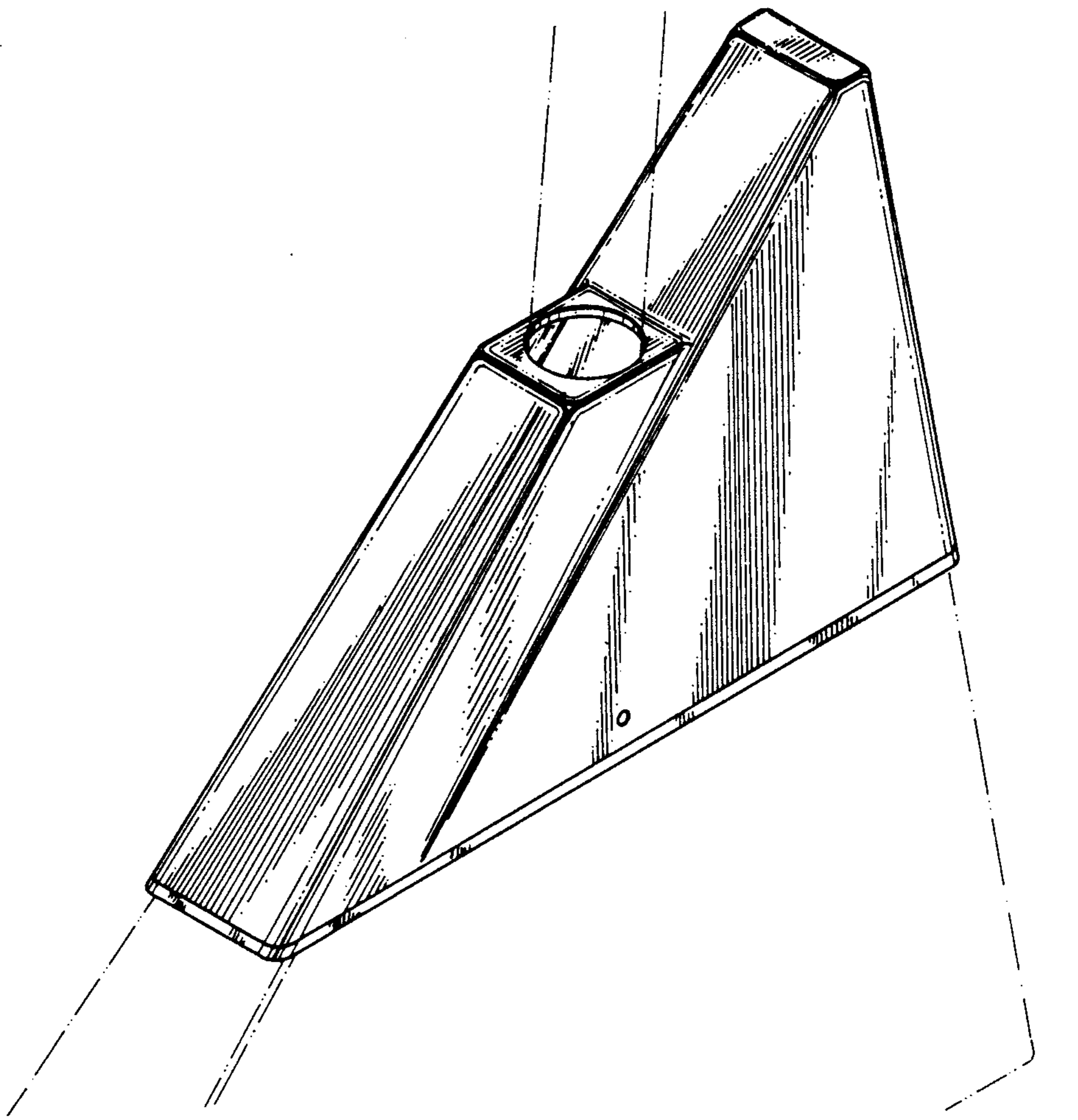
*Primary Examiner*—Wallace R. Burke  
*Assistant Examiner*—Lavone D. Tabor  
*Attorney, Agent, or Firm*—Richard B. O'Planick

[57] **CLAIM**

The ornamental design for an angle broom shroud, as shown and described.

**DESCRIPTION**

FIG. 1 is a front perspective view of an angle broom shroud showing my new design.  
 FIG. 2 is a top plan view thereof.  
 FIG. 3 is a bottom plan view thereof.  
 FIG. 4 is a side elevational view as seen from the left of FIG. 2.  
 FIG. 5 is a right side elevational view thereof.  
 FIG. 6 is a rear elevational view thereof.  
 The broken lines showing of a handle and broom bristles in FIG. 1 and a handle in FIG. 6 are for illustrative purposes only and form no part of the claimed design.



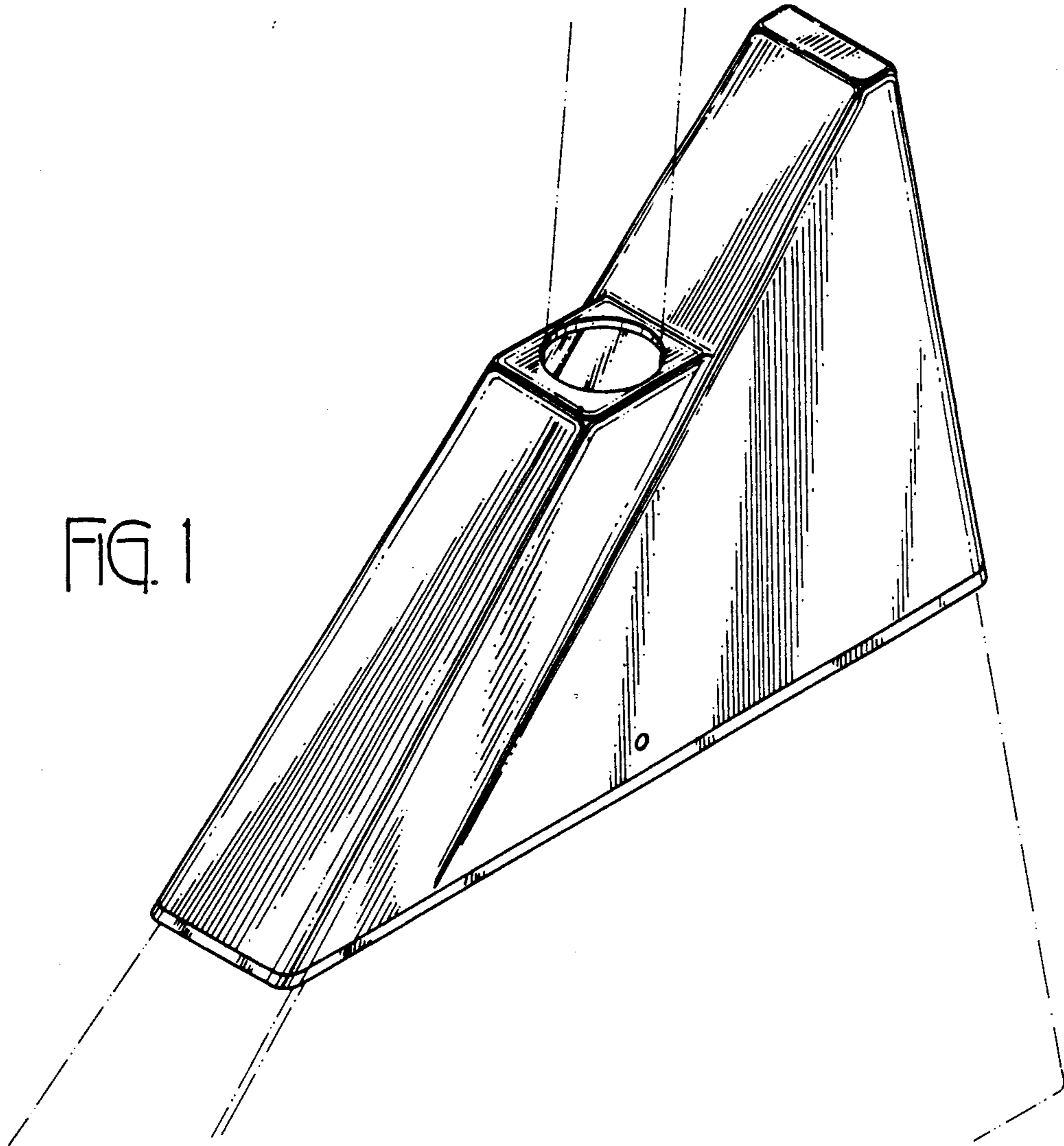


FIG. 1

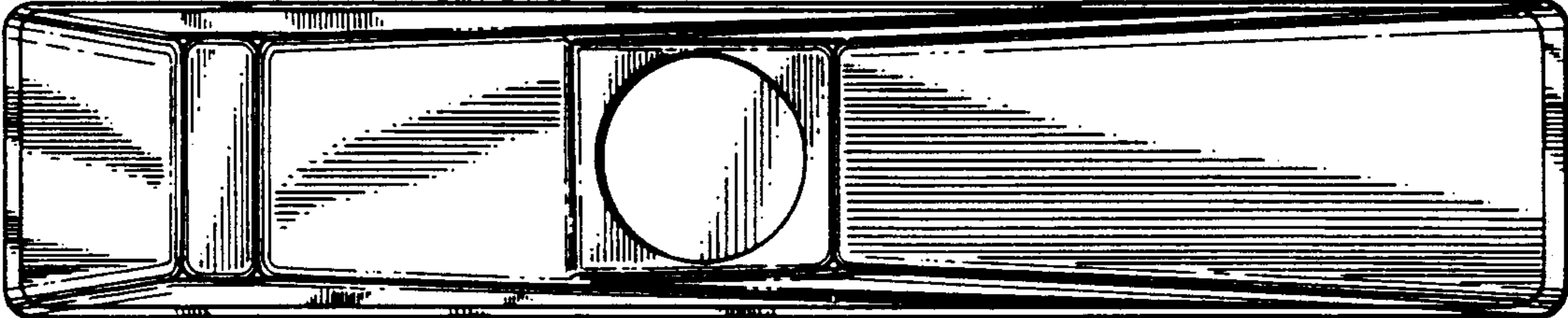


FIG. 2




FIG. 3




FIG. 4




FIG. 5

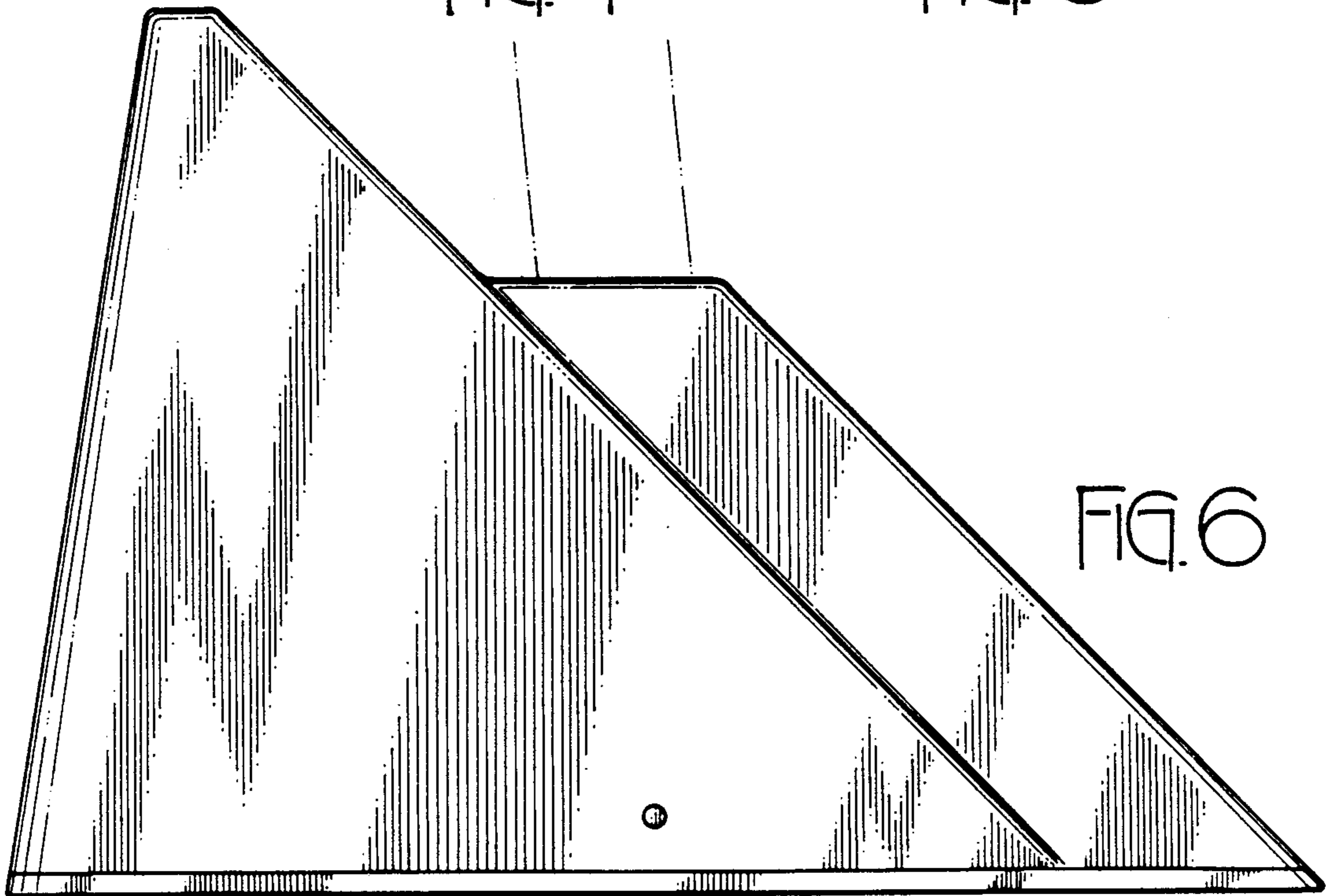


FIG. 6