

United States Patent [19]

Tilson

[11] Patent Number: **Des. 315,249**

[45] Date of Patent: **** Mar. 12, 1991**

[54] **INSULATED MEDICAL BAG**

[76] Inventor: **Linda M. Tilson, 114 Island Cir., Sarasota, Fla. 34242**

[**] Term: **14 Years**

[21] Appl. No.: **8,396**

[22] Filed: **Jan. 29, 1987**

[52] U.S. Cl. **D3/79; D3/30.1; D3/42; D3/74**

[58] Field of Search **D3/74, 30.1, 78-79, D3/42, 52, 99; D24/51; D7/605, 607; 383/91, 110, 85, 86, 83, 99, 61; 190/114, 119; 206/370, 545, 548, 549, 570-571, 439, 828**

[56] **References Cited**

U.S. PATENT DOCUMENTS

- D. 134,053 10/1942 Botham D3/76 X
- D. 253,556 12/1979 D'Aio D3/76 X
- D. 273,941 5/1984 Farber D3/79 X
- D. 281,546 12/1985 Bradshaw D7/607
- D. 292,843 11/1987 Frezza D3/79

- 2,837,132 6/1958 Daust 190/119 X
- 3,215,335 11/1965 Turpin 383/83 X
- 4,421,150 12/1983 Masters 383/91 X
- 4,537,313 8/1985 Workman 206/549 X
- 4,578,814 3/1986 Skamser 206/545 X

FOREIGN PATENT DOCUMENTS

- 0092053 7/1958 Norway 383/110

Primary Examiner—A. Hugo Word

Assistant Examiner—Doris V. Cole

Attorney, Agent, or Firm—Charles J. Prescott

[57] **CLAIM**

The ornamental design for an insulated medical bag, as shown and described.

DESCRIPTION

FIG. 1 is a top plan view of an insulated medical bag, showing my new design;
 FIG. 2 is a front elevational view thereof;
 FIG. 3 is a bottom plan view thereof;
 FIG. 4 is a right side elevational view thereof; and
 FIG. 5 is a left side and rear perspective view thereof.

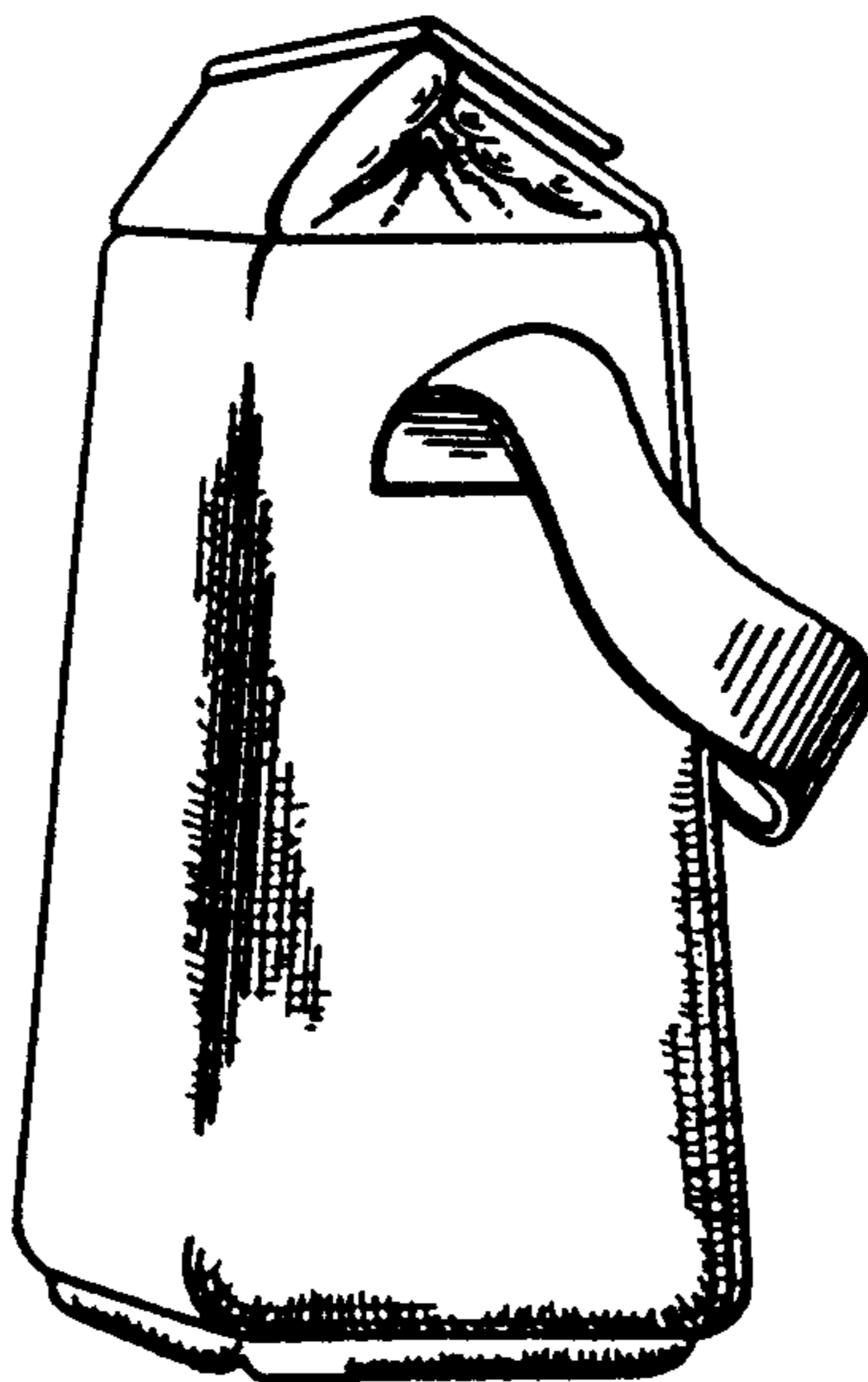


Fig. 1

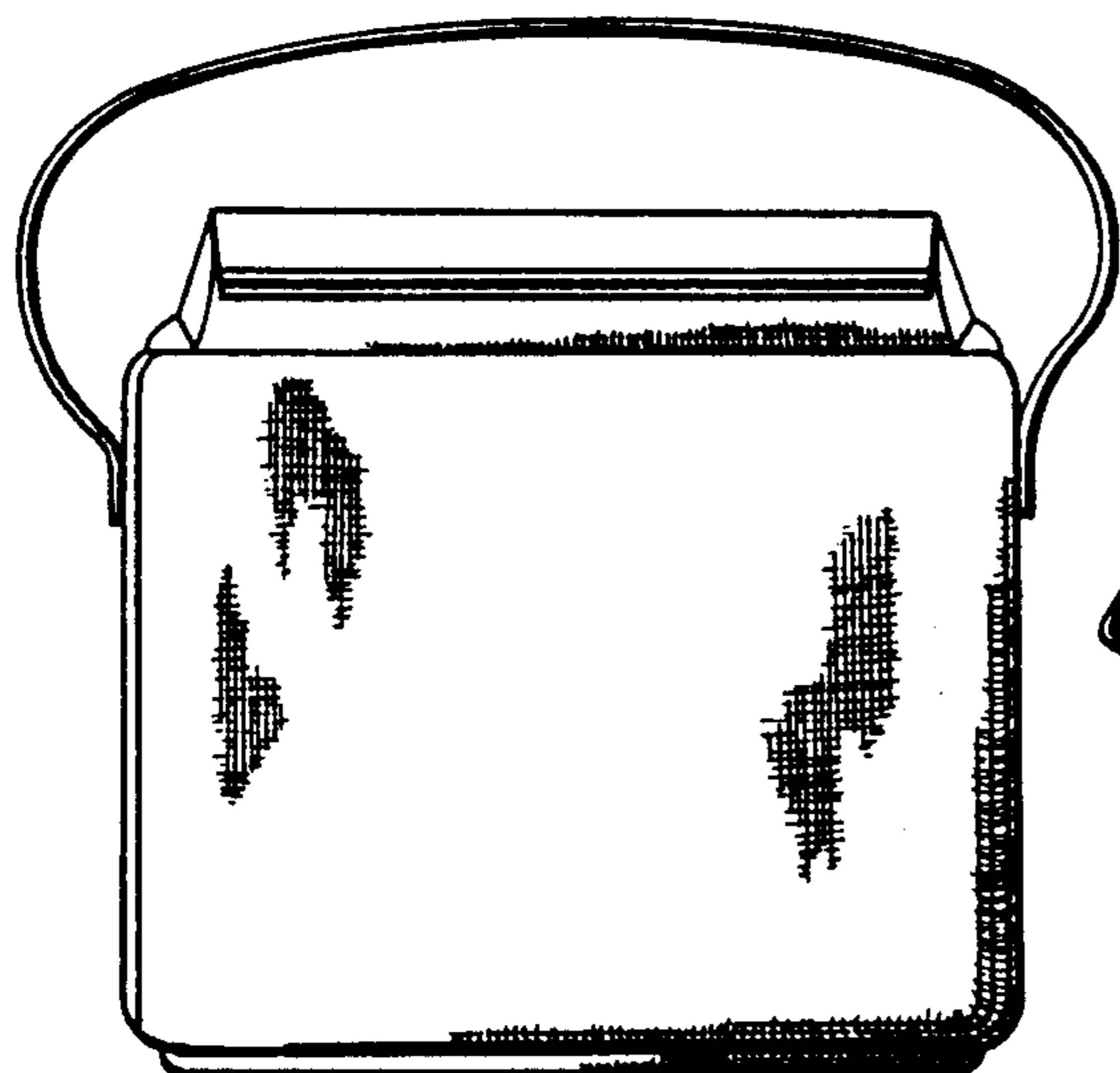



Fig. 2

Fig. 4

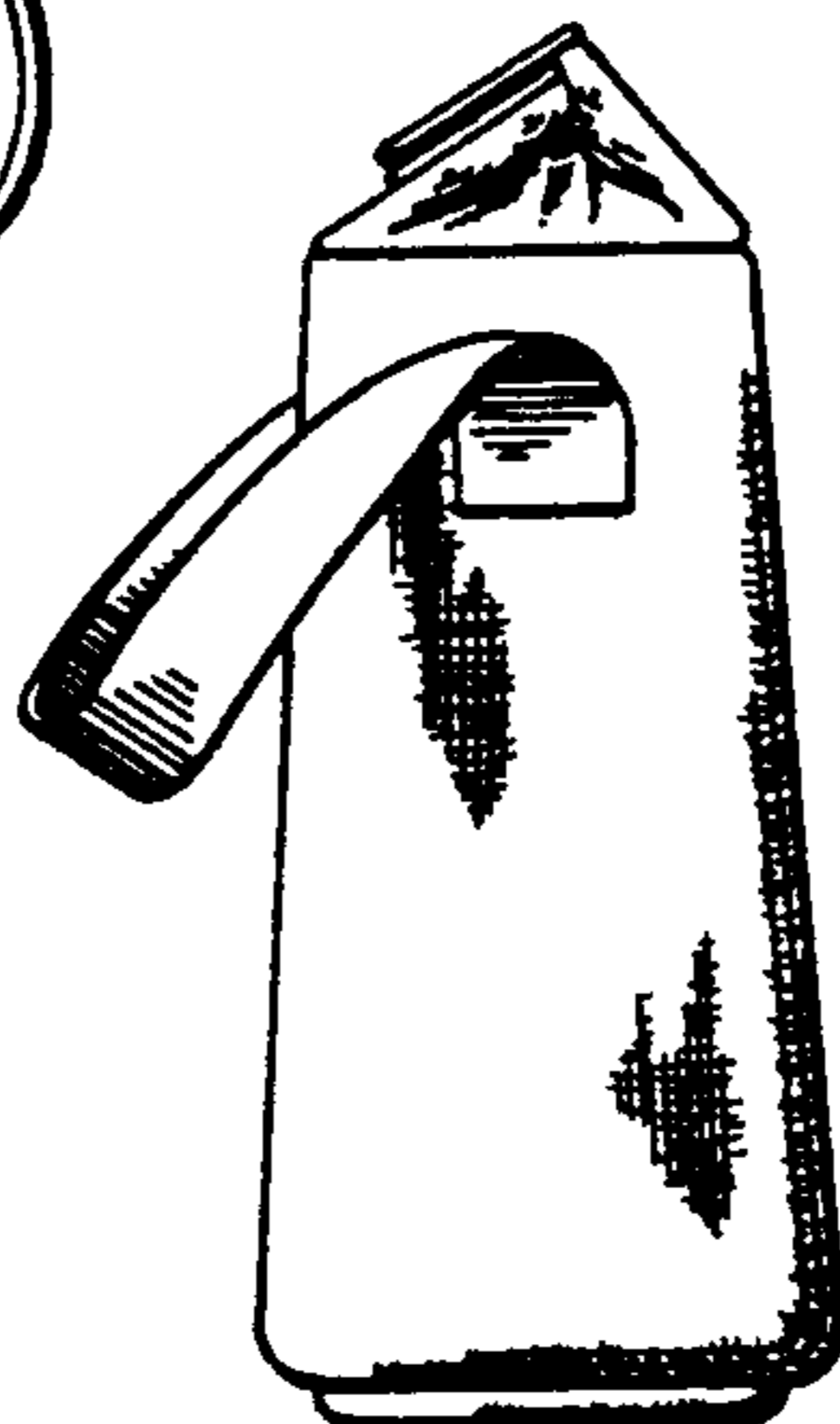


Fig. 5

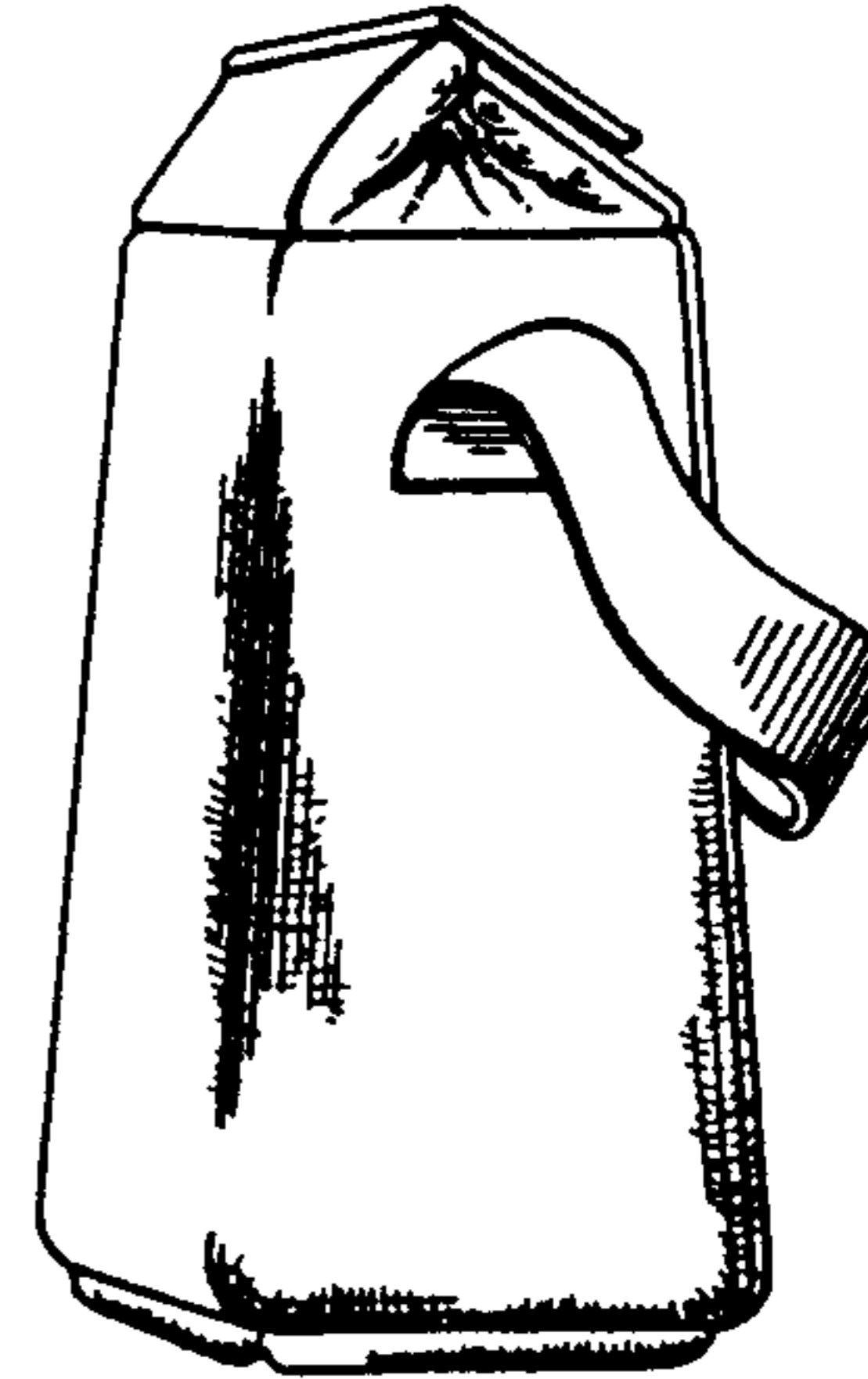


Fig. 3

