

[54] **DUAL TRACK RETAINER OR SIMILAR ARTICLE**
[75] **Inventor: John Schnebly, Albany, N.Y.**
[73] **Assignee: Comfortex Corporation, Cohoes, N.Y.**
[**] **Term: 14 Years**
[21] **Appl. No.: 202,422**
[22] **Filed: Jun. 6, 1988**
[52] **U.S. Cl. D25/119**
[58] **Field of Search D25/48, 119-125; 49/501, 504; 52/495, 282; 16/87.2, 87 R, 94 R, 96 R**

3,190,408 6/1965 Petterson 52/282
4,587,774 5/1986 Wendt 52/282
4,670,938 6/1987 Fowlston 16/225
4,828,132 5/1989 Franics, Jr. et al. 16/225

Primary Examiner—A. Hugo Word
Assistant Examiner—Doris Clark
Attorney, Agent, or Firm—Schmeiser, Morelle & Watts

[57] **CLAIM**

The ornamental design for a dual track retainer or similar article, as shown.

DESCRIPTION

FIG. 1 is a rear perspective view of a dual track retainer or similar article showing our new design; FIG. 2 is a front elevational view thereof; FIG. 3 is a side elevational view thereof; FIG. 4 is an end elevational view thereof; and FIG. 5 is a rear elevational view thereof;

[56] **References Cited**
U.S. PATENT DOCUMENTS
3,082,848 3/1963 Keller 52/311




FIG. 1

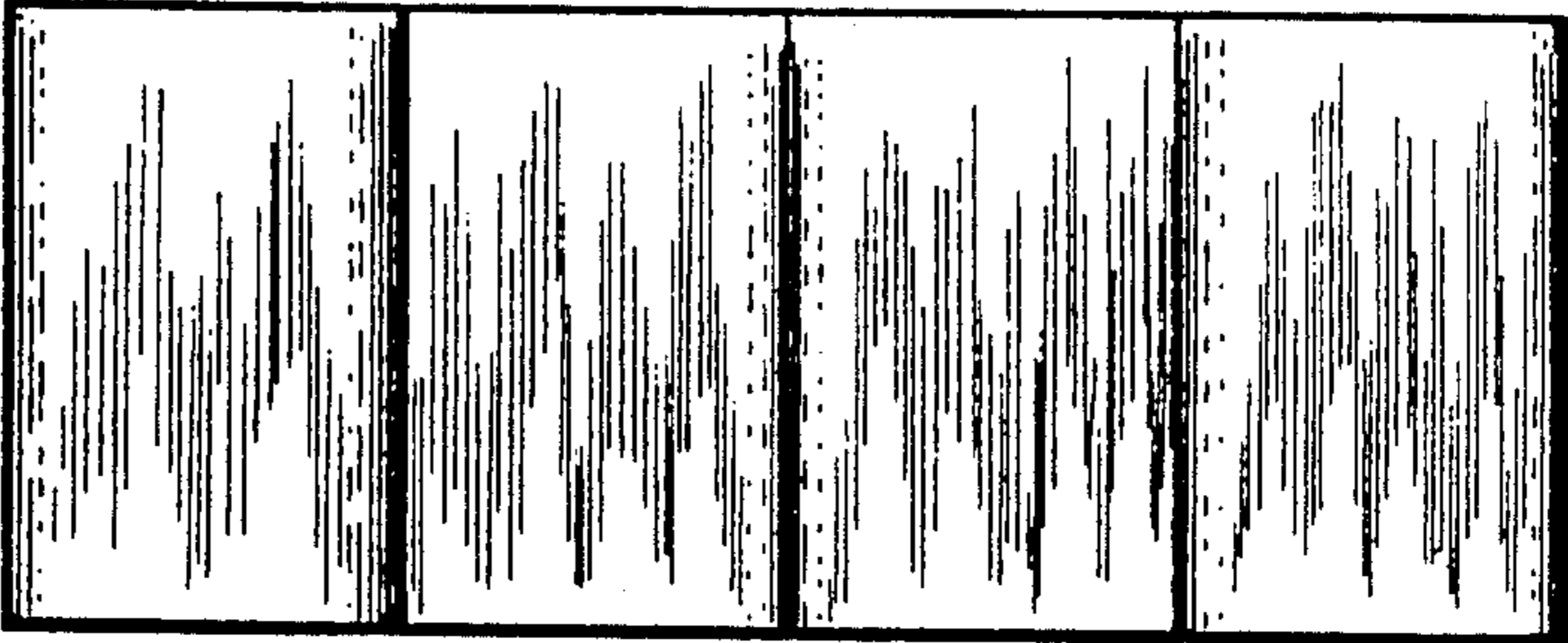
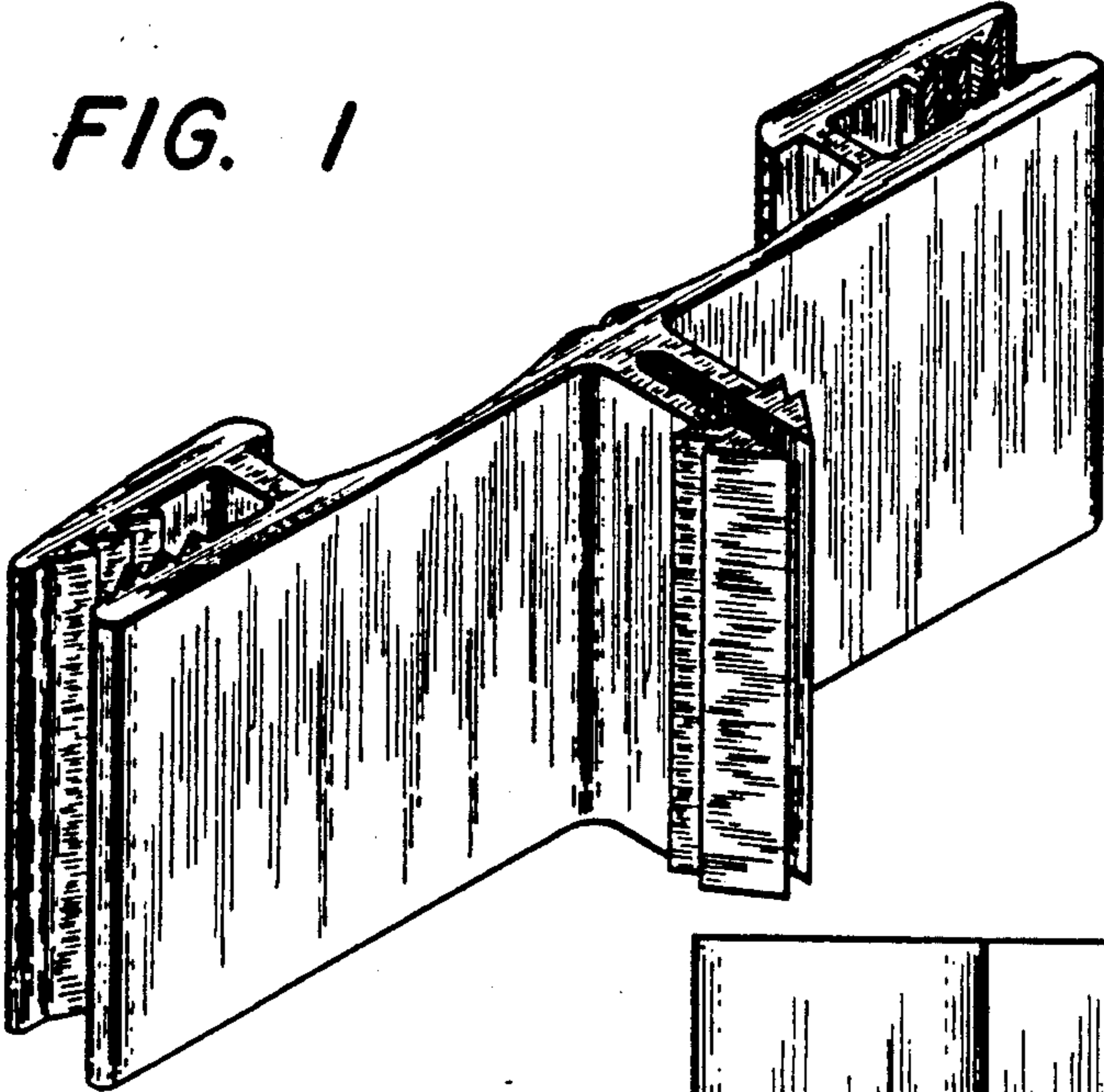


FIG. 2




FIG. 3

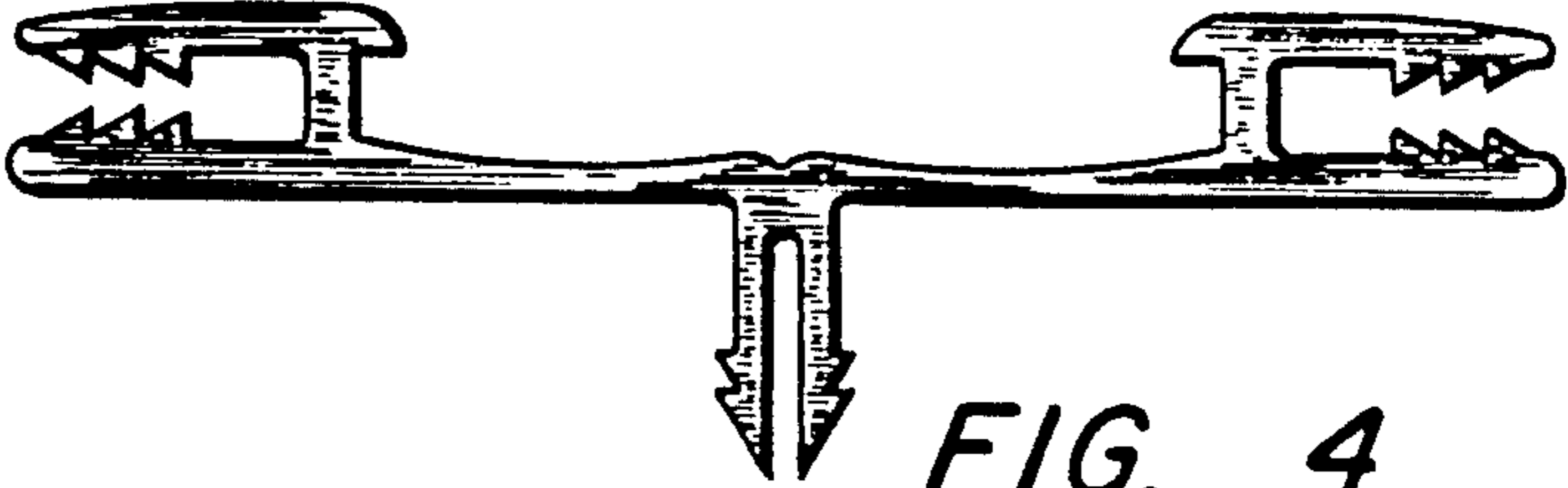


FIG. 4

FIG. 5

