

United States Patent [19]

Takahashi et al.

[11] Patent Number: **Des. 315,178**

[45] Date of Patent: **** Mar. 5, 1991**

[54] TOY PIANO

[75] Inventors: **Takehiko Takahashi; Yoshiyasu Ishii; Taira Hanashima**, all of Tokyo, Japan

[73] Assignee: **Combi Co., Ltd.**, Tokyo, Japan

[**] Term: **14 Years**

[21] Appl. No.: **212,985**

[22] Filed: **Jun. 29, 1988**

[30] **Foreign Application Priority Data**

Jan. 7, 1988 [JP] Japan 63-215

[52] U.S. Cl. **D21/64**

[58] Field of Search D21/59, 63, 64, 109; 446/227, 264, 267, 397, 418, 419, 420, 421, 422; D17/10, 1, 2, 7, 8; 84/420, 423 R

[56] **References Cited**

U.S. PATENT DOCUMENTS

D. 156,465 12/1949 Ruskin D21/64
D. 169,321 4/1953 Kratt et al. D21/64
D. 227,574 7/1973 Wyatt D21/64
D. 255,370 6/1980 Hayama et al. D21/64
D. 276,633 12/1984 Nielsen D21/65

Primary Examiner—Charles A. Rademaker
Attorney, Agent, or Firm—Sughrue, Mion, Zinn, Macpeak & Seas

[57] **CLAIM**

The ornamental design for a toy piano, as shown.

DESCRIPTION

FIG. 1 is a perspective view of the top, front and one side of a toy piano showing our new design;
FIG. 2 is a front elevational view thereof;
FIG. 3 is a rear elevational view thereof;
FIG. 4 is a side elevational view thereof;
FIG. 5 is a side elevational view of the side opposite that shown in FIG. 4;
FIG. 6 is a top plan view thereof; and
FIG. 7 is a bottom plan view thereof.




FIG. 1




FIG. 2

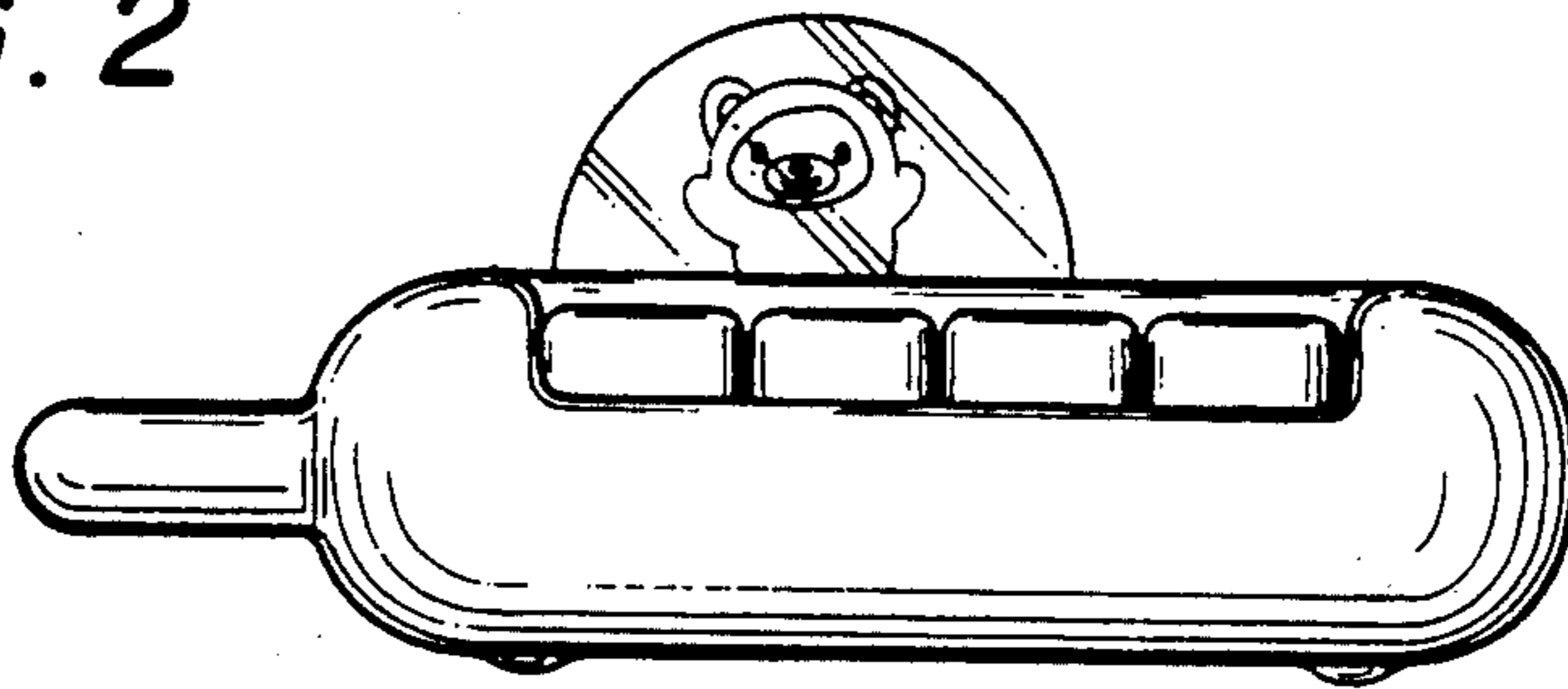


FIG. 3




FIG. 4

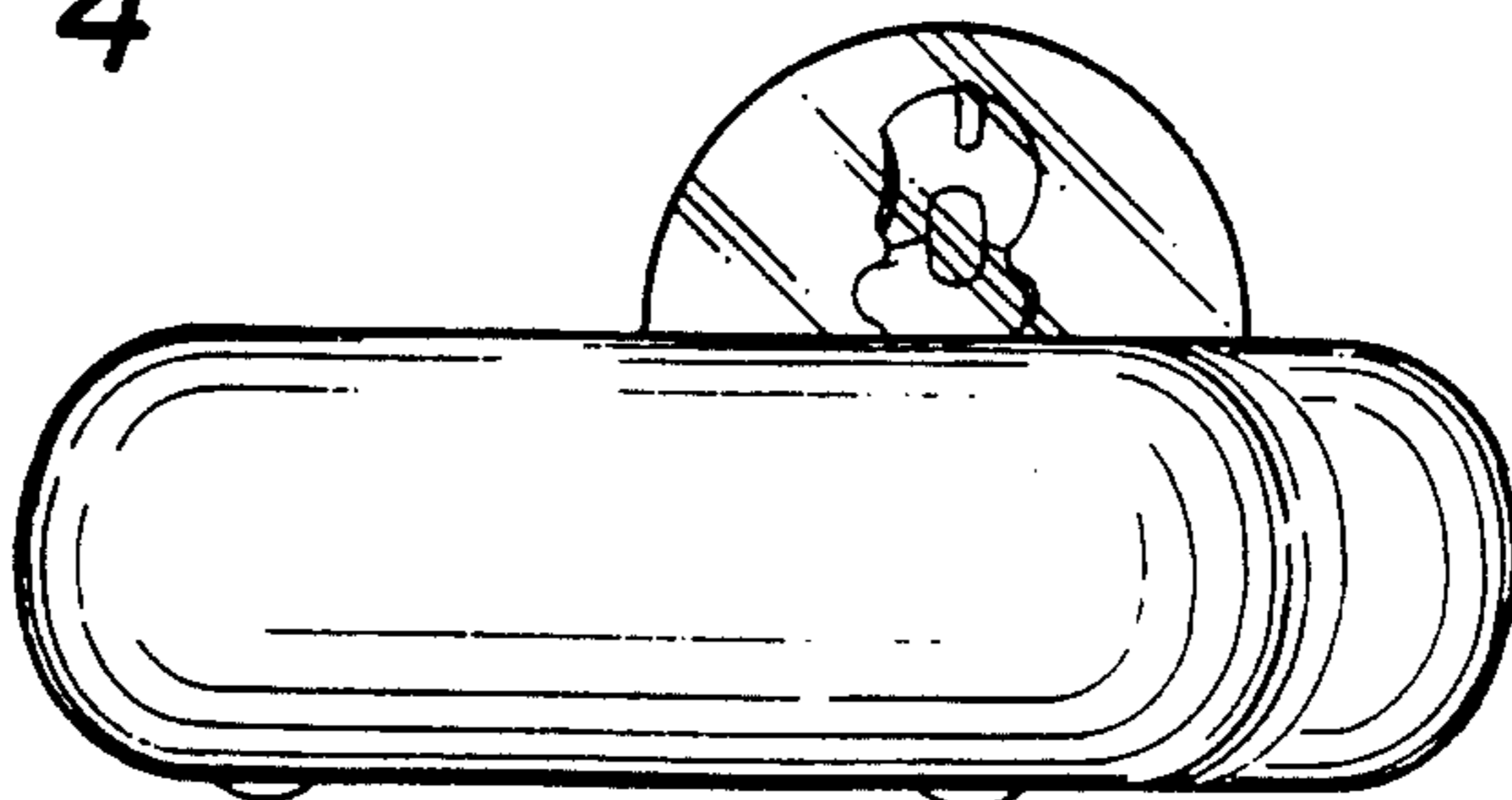


FIG. 5

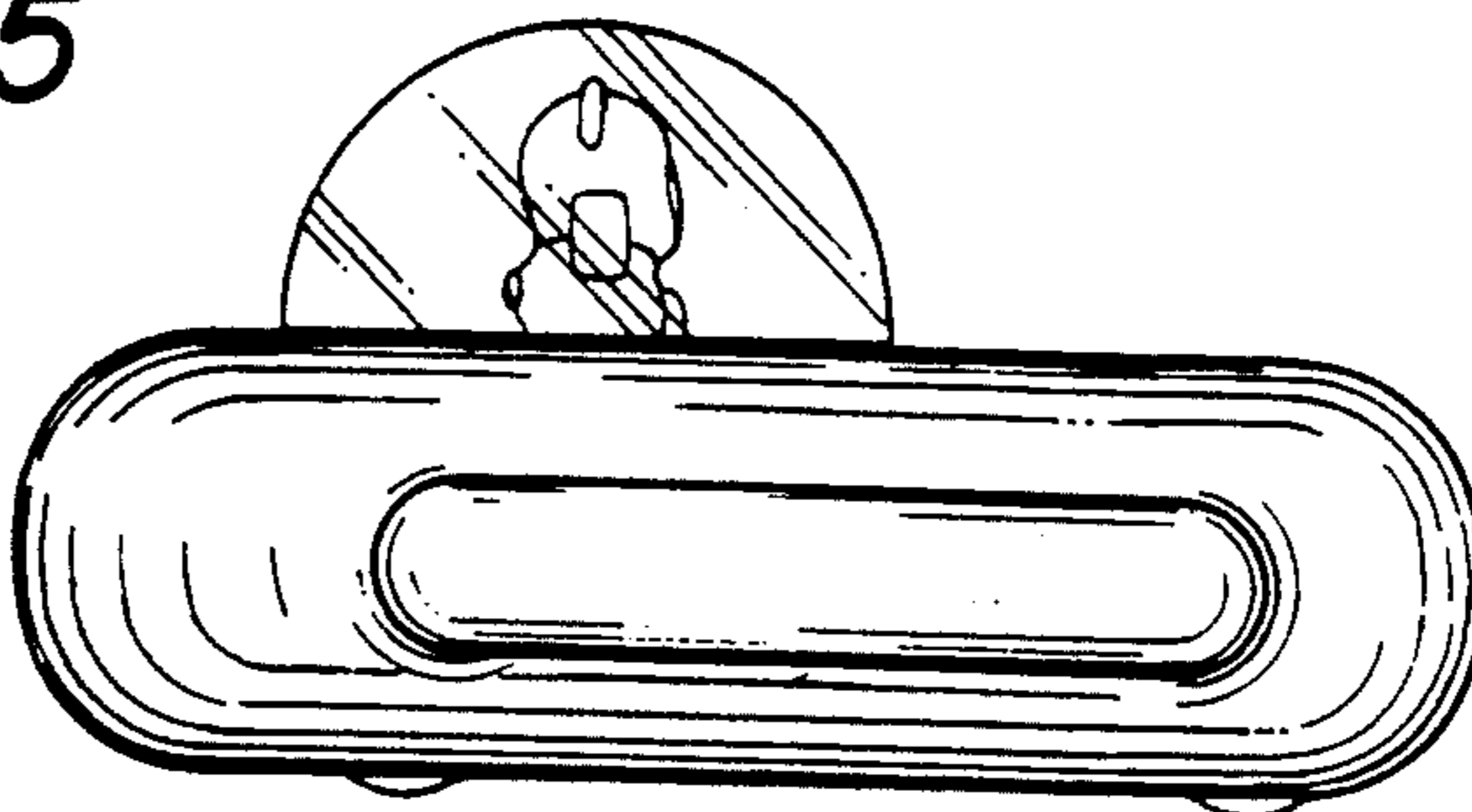


FIG. 6

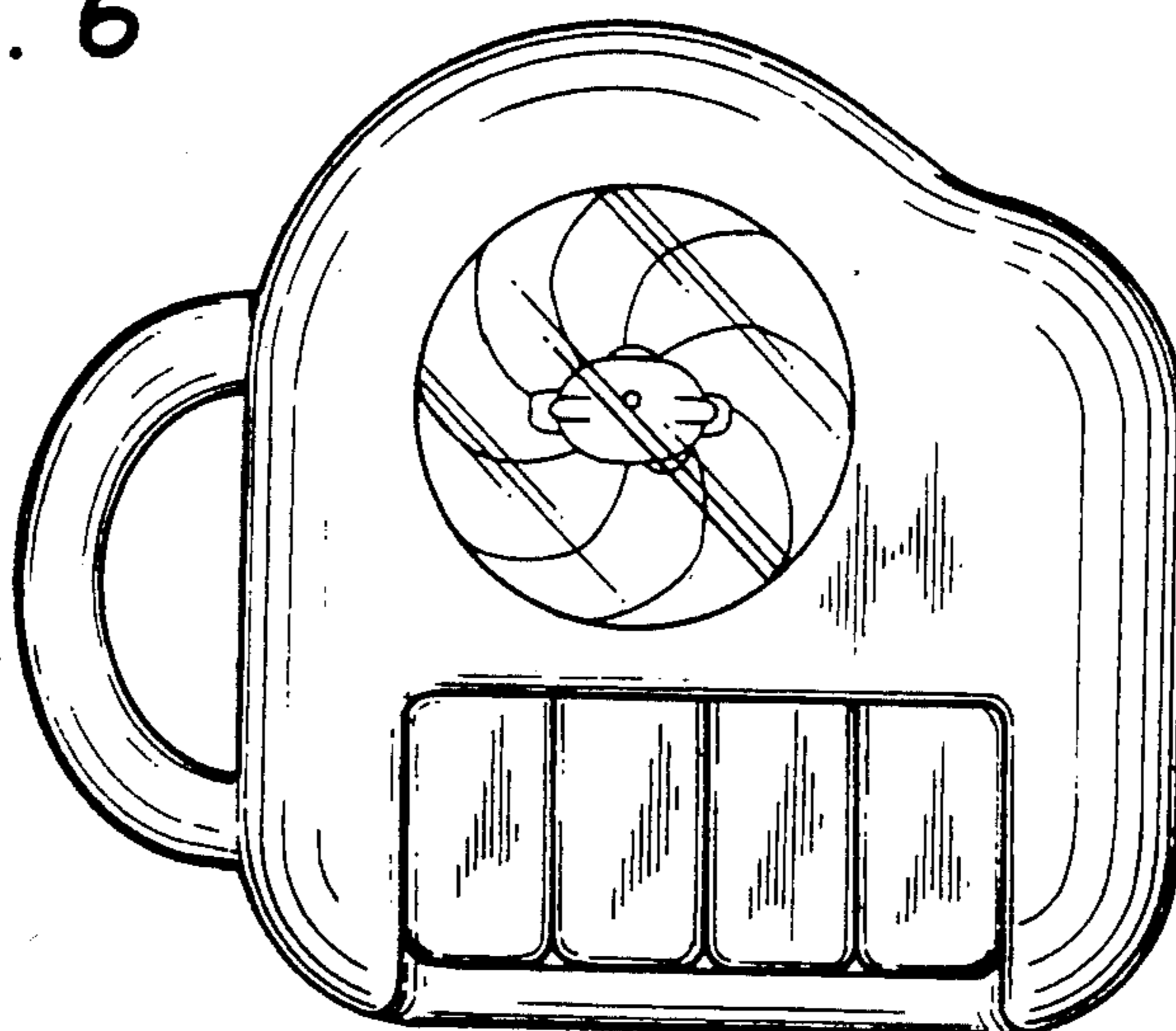


FIG. 7

