

[54] **PILL-TAKING SCHEDULE MONITOR BOARD**

[76] **Inventor: Suzanne B. Sukovich, 511 Ellis Pl., South Plainfield, N.J. 07080**

[\*\*] **Term: 14 Years**

[21] **Appl. No.: 192,890**

[22] **Filed: May 12, 1988**

[52] **U.S. Cl. .... D20/18**

[58] **Field of Search ..... D20/18-19, D20/42; D9/341, 414; D6/513, 553; 206/528-534, 538, 539, 828, 815**

[56] **References Cited**

**U.S. PATENT DOCUMENTS**

D. 252,072	6/1979	Bridges .....	D9/341
D. 255,775	7/1980	Clemens .....	D9/341
D. 281,176	10/1985	Sukovich .....	D20/18
1,046,962	12/1912	Bullock .....	206/528 X
4,664,262	5/1987	White .....	206/531
4,817,819	4/1989	Kelly .....	206/531 X

4,889,236 12/1989 Bartell et al. .... 206/528 X

*Primary Examiner*—Wallace R. Burke  
*Assistant Examiner*—Brian N. Vinson  
*Attorney, Agent, or Firm*—Mathews, Woodbridge, & Collins

[57] **CLAIM**

The ornamental design for a pill-taking schedule monitor board, as shown and described.

**DESCRIPTION**

FIG. 1 is a top, front, and left side perspective view of a pill-taking monitor board showing my new design; FIG. 2 is a front elevational view thereof, the rear being plain and unornamented; FIG. 3 is an exploded right side elevational view thereof, with the detachable pill container shown detached and partially opened; and FIG. 4 is a bottom plan view thereof. The broken-line depiction of pills and the broken-line depiction of lettering on the face of the board being for illustrative purposes only and forming no part of the claimed design.




FIG. 1




FIG. 2

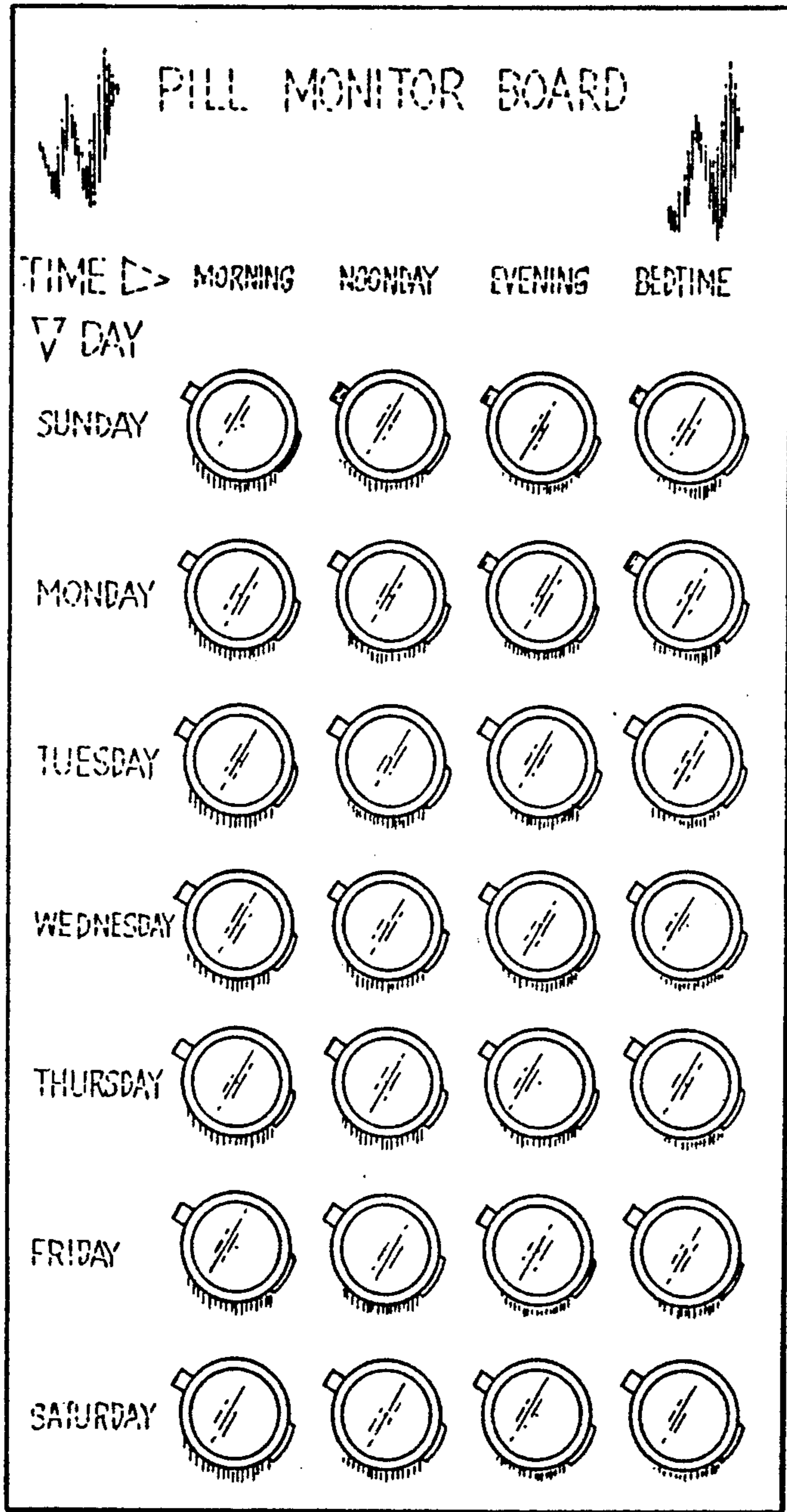


FIG. 3

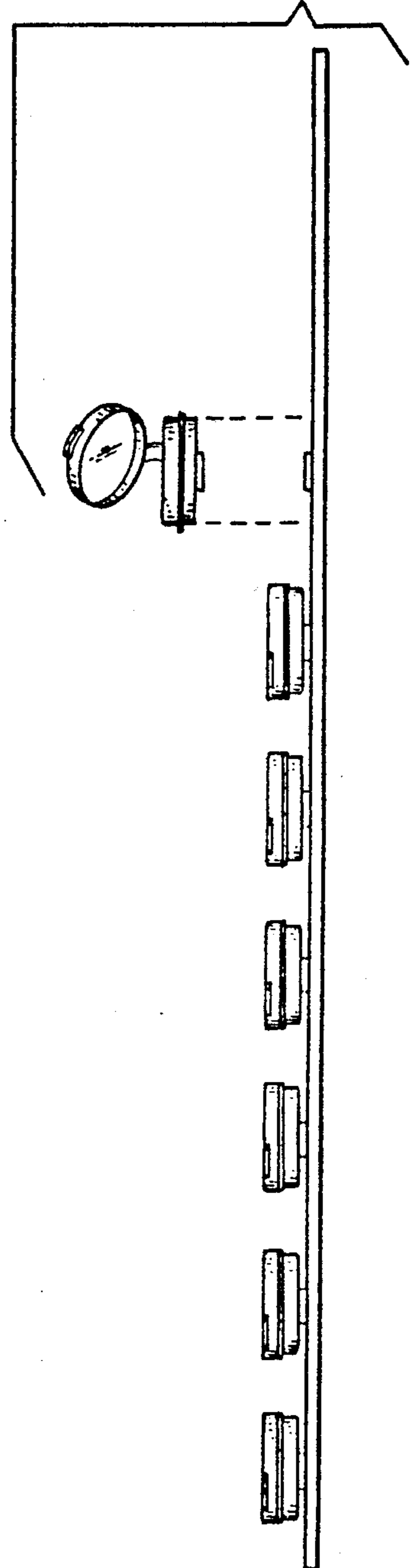


FIG. 4

