

[54] COMBINED HOLDER FOR A WRITING INSTRUMENT AND NOTE PAD

[75] Inventors: Henry Sawatsky; Richard K. Sawatsky; David P. Sawatsky, all of Brampton, Canada

[73] Assignee: PRECISIONCRAFT Limited, Brampton, Canada

[\*\*] Term: 14 Years

[21] Appl. No.: 182,453

[22] Filed: Apr. 18, 1988

[30] Foreign Application Priority Data

Dec. 17, 1987 [CA] Canada ..... 1712876

[52] U.S. Cl. .... D19/78; D19/84; D19/86; D19/90

[58] Field of Search ..... D6/553; D19/65, 75, D19/77, 78, 79, 81, 84, 85, 86, 90, 91, 99, 100; 206/214, 215, 371; 211/69.1

[56] References Cited

U.S. PATENT DOCUMENTS

D. 162,153 2/1951 Gilfert ..... D19/90 X  
D. 172,363 6/1954 Rosenbaum ..... D19/90 X

D. 177,160 3/1956 Vernon ..... D19/85  
D. 227,510 6/1973 Pisciotto ..... D19/78  
D. 296,794 7/1988 Leithauser ..... D19/78  
D. 307,445 4/1990 Greenhut et al. .... D19/78  
D. 309,734 8/1990 Mackin ..... D6/553


Primary Examiner—Bruce W. Dunkins  
Assistant Examiner—Martha Thompson  
Attorney, Agent, or Firm—Rothwell, Figg, Ernst & Kurz

[57] CLAIM

The ornamental design for a combined holder for a writing instrument and note pad, as shown and described.

DESCRIPTION

FIG. 1 is a top front perspective view of a combined holder for a writing instrument and note pad showing our new design;  
FIG. 2 is a front elevational view;  
FIG. 3 is a rear elevational view;  
FIG. 4 is a left side elevational view;  
FIG. 5 is a right side elevational view;  
FIG. 6 is a top plan view; and  
FIG. 7 is a bottom plan view thereof.



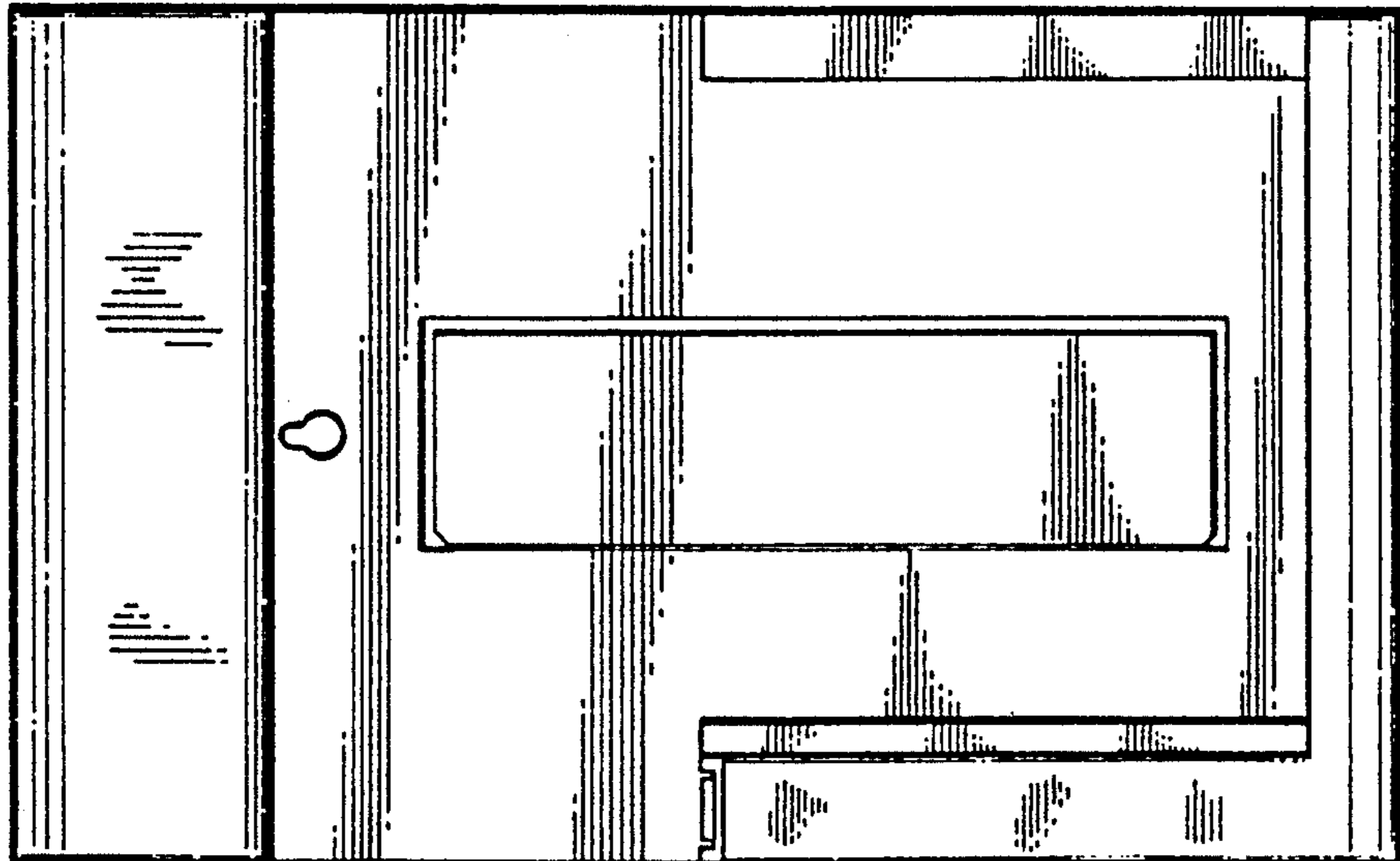


FIG. 2.




FIG. 1.

