

[54] COMPUTER BEZEL

[75] Inventor: Robert A. Welch, Austin, Tex.

[73] Assignee: Compuadd Corporation, Austin, Tex.

[\*\*] Term: 14 Years

[21] Appl. No.: 552,201

[22] Filed: Jul. 11, 1990

[52] U.S. Cl. .... D14/115

[58] Field of Search ..... D14/100, 101, 102, 103, D14/104, 105, 108, 109, 114, 115; D13/162, 184, 199; 360/97-99, 132, 133; 361/331, 332, 380, 381, 390-395, 415, 426; 174/50, 52.1

[56] References Cited

U.S. PATENT DOCUMENTS

- D. 242,467 11/1976 Jenkins ..... D14/115
- D. 249,945 10/1978 Freijd ..... D14/115
- D. 296,434 6/1988 Wilson ..... D14/115 X

- D. 301,472 6/1989 Kurihara ..... D14/109 X
- D. 302,006 7/1989 Kawaguchi ..... D14/109 X

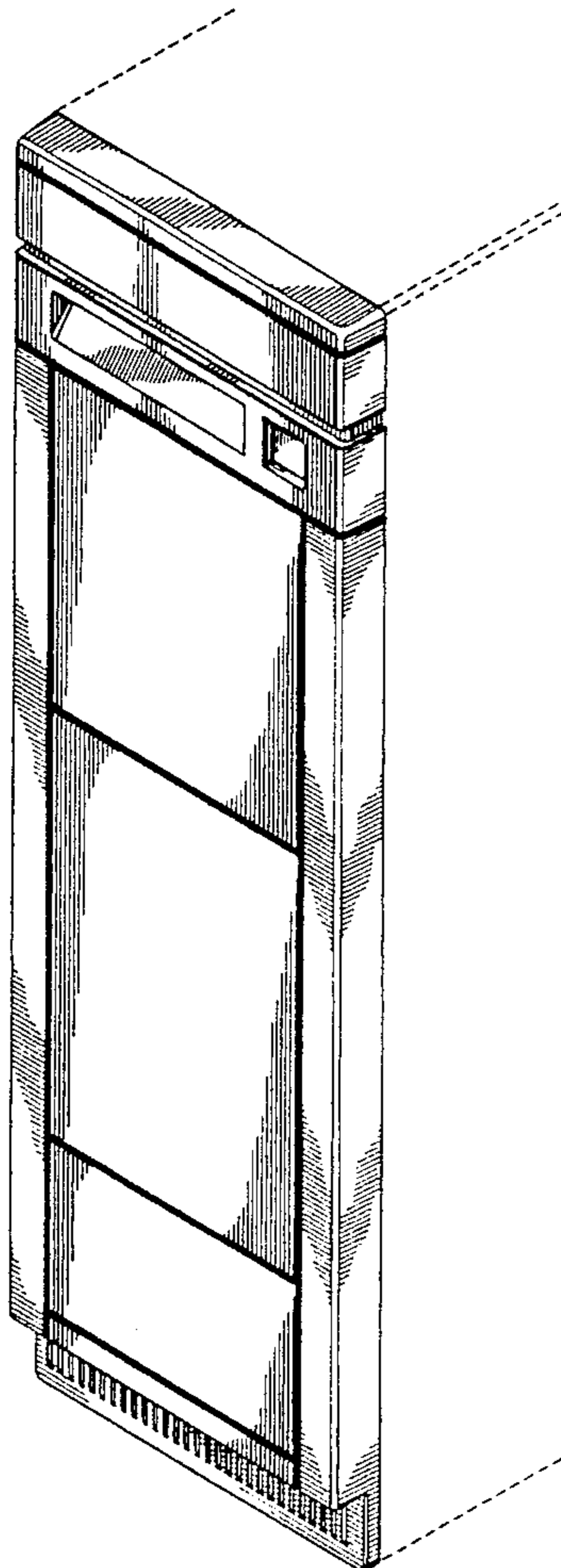
Primary Examiner—Wallace R. Burke  
Assistant Examiner—Freda S. Nunn  
Attorney, Agent, or Firm—Baker & Botts

[57] CLAIM

The ornamental design for a computer bezel, as shown and described.

DESCRIPTION

FIG. 1 is a perspective view of a computer bezel showing my new design, the computer housing being shown in broken lines for illustrative purposes only and form no part of the claimed design;  
 FIG. 2 is a front elevational view thereof;  
 FIG. 3 is a left side elevational view thereof;  
 FIG. 4 is a right side elevational view thereof;  
 FIG. 5 is a top plan view thereof;  
 FIG. 6 is a bottom plan view thereof.  
 The rear of the bezel is plain and unadorned.



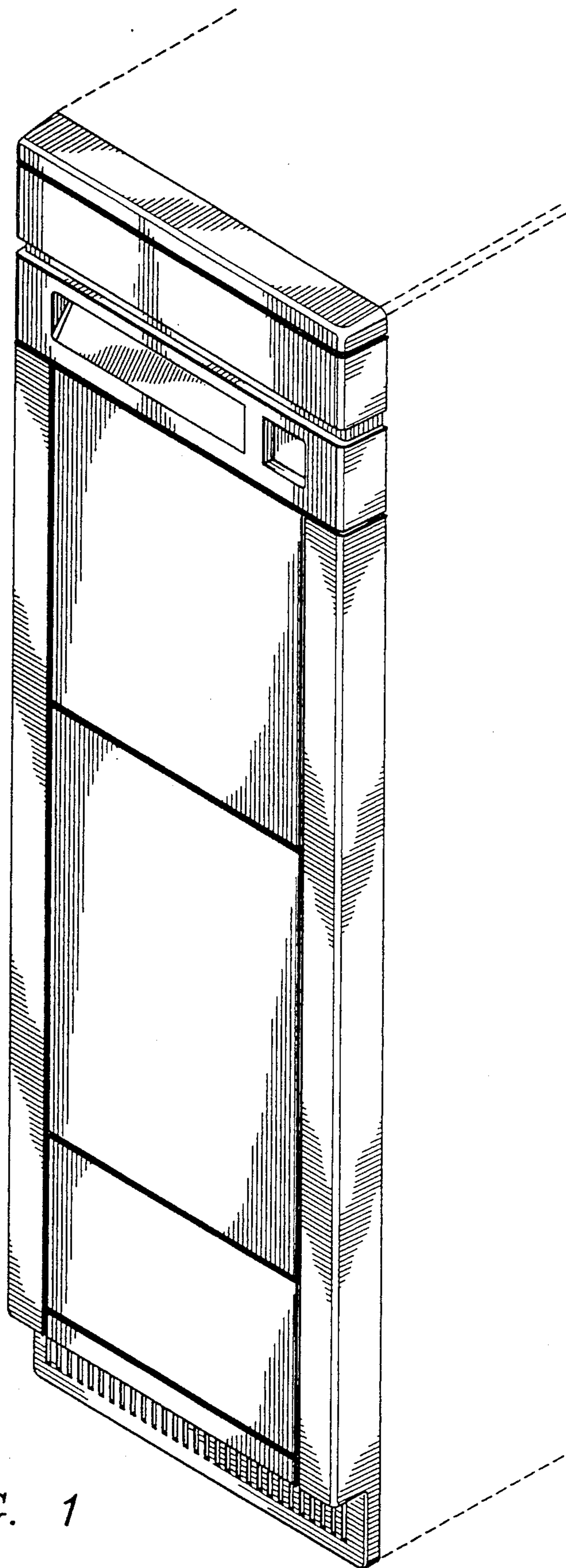


FIG. 1



FIG. 4

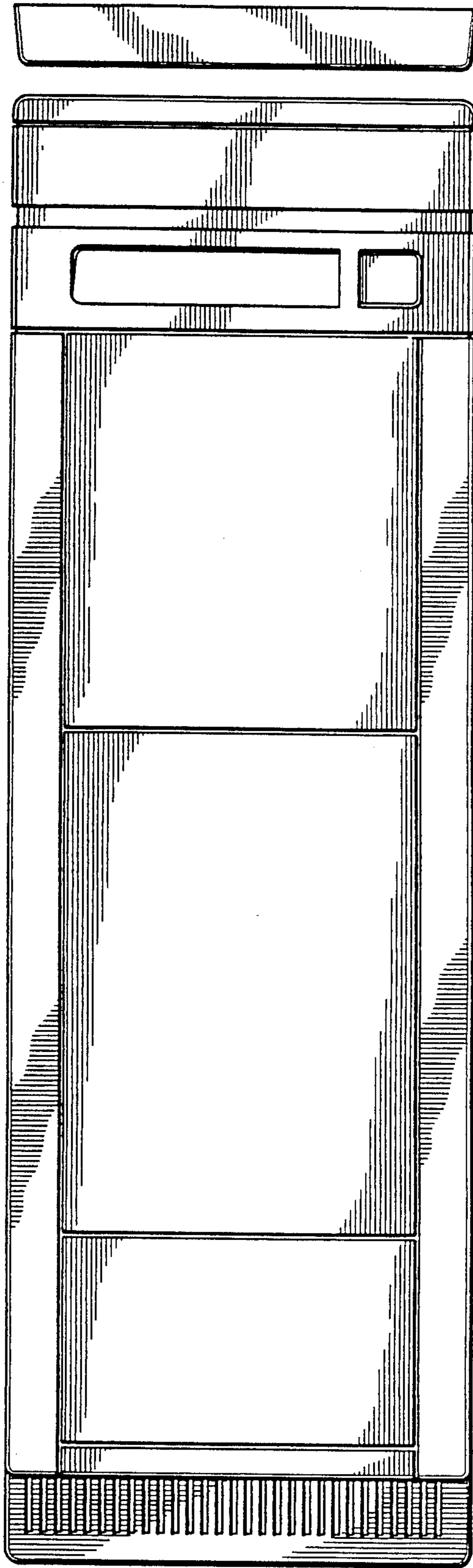


FIG. 2

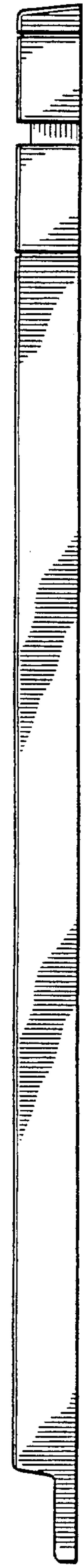


FIG. 3



FIG. 6

FIG. 5