

# United States Patent [19]

Thurman

[11] Patent Number: Des. 315,131

[45] Date of Patent: \*\* Mar. 5, 1991

[54] AUTOMOTIVE ARMREST

[76] Inventor: Billy J. Thurman, Rte. 1, Box 121,  
Santo, Tex. 76472

[\*\*] Term: 14 Years

[21] Appl. No.: 354,694

[22] Filed: May 19, 1989

[52] U.S. Cl. .... D12/155

[58] Field of Search ..... D12/155; D6/501; D3/40;  
296/153; 297/412, 413, 414, 415, 417; 224/275,  
42.11, 42.42

[56]

## References Cited

### U.S. PATENT DOCUMENTS

D. 154,810	8/1949	Schmiege	.....	D12/155
D. 283,217	4/1986	Burnette et al.	.....	D12/155
1,378,704	5/1921	McPartland	.....	297/414
2,256,944	9/1941	Fall	.....	297/415
2,650,650	9/1953	Brown	.....	297/415

2,658,559	11/1953	Beebe	.....	D12/155
2,673,591	3/1954	Cox	.....	297/415
2,691,408	10/1954	Beard	.....	297/415

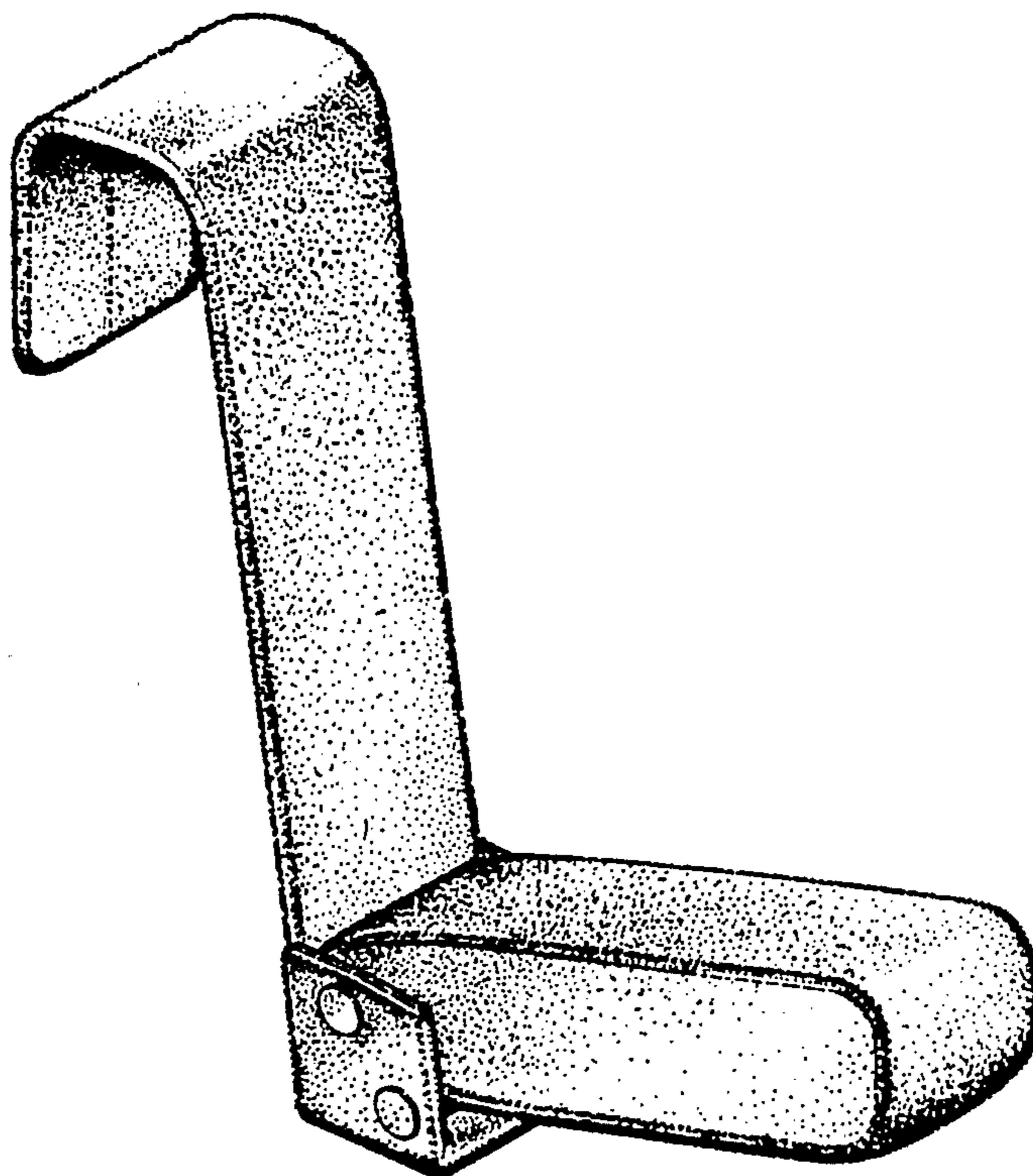
Primary Examiner—James M. Gandy  
Attorney, Agent, or Firm—Robert A. Felsman

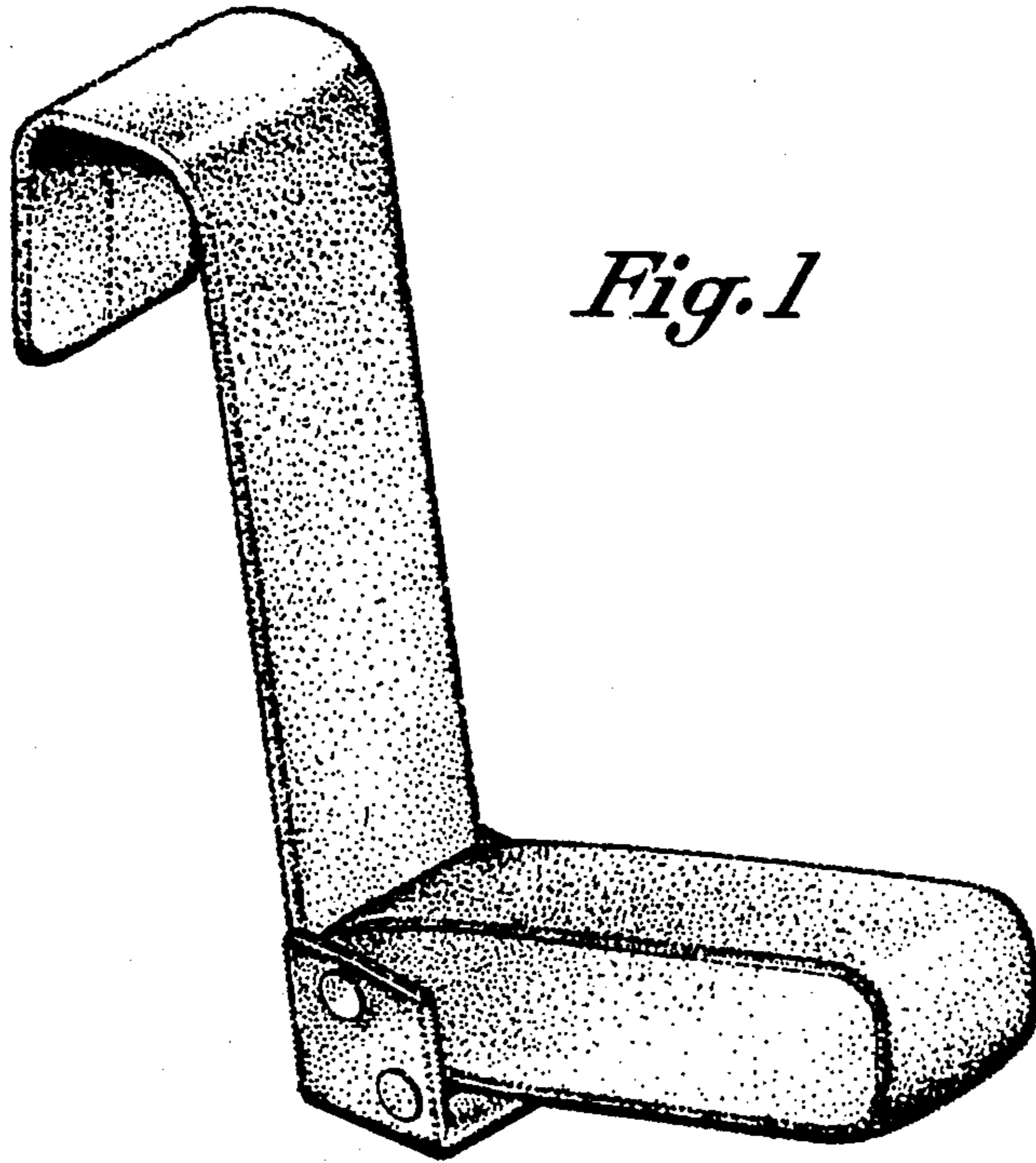
[57] CLAIM

The ornamental design for an automotive armrest, as shown and described.

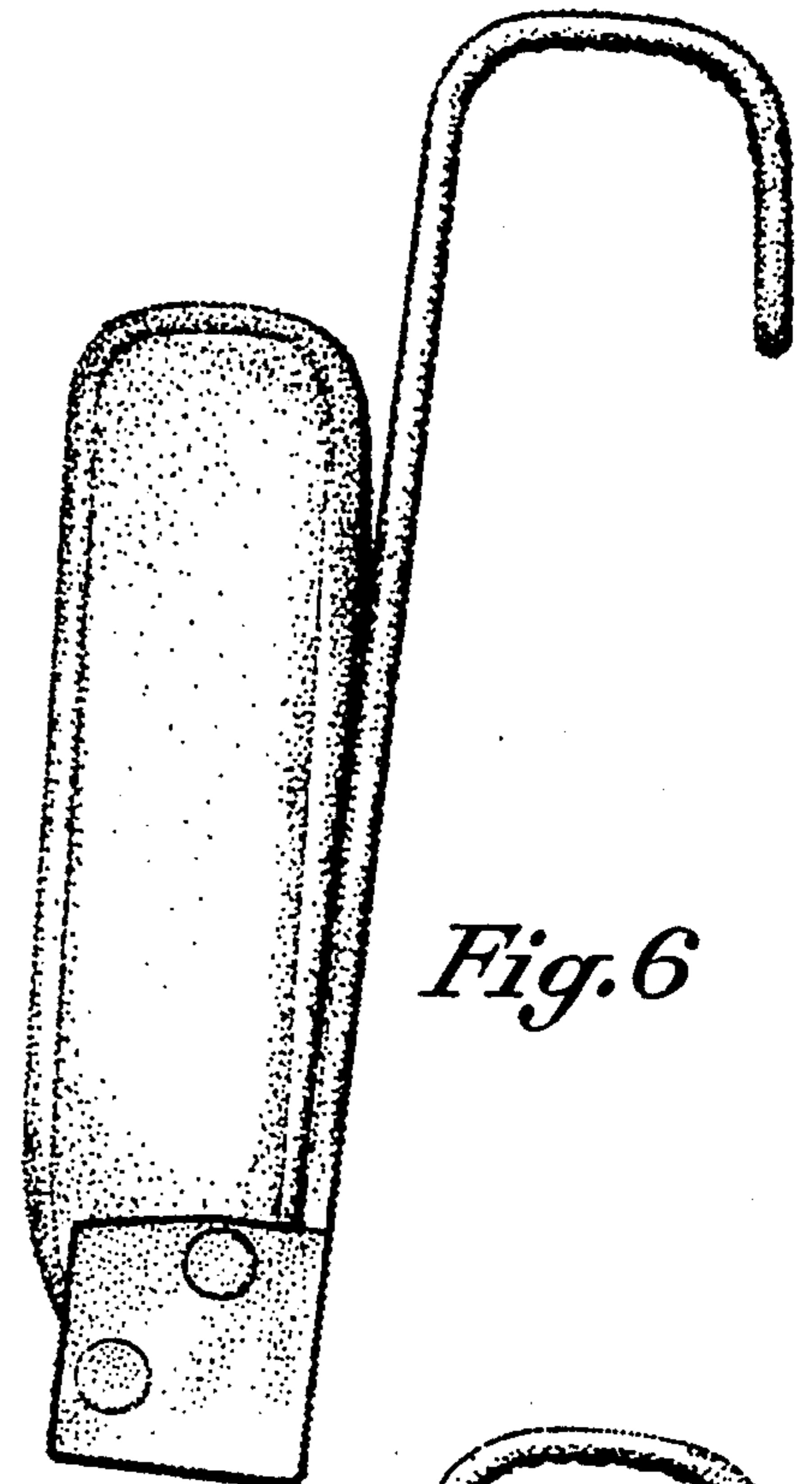
## DESCRIPTION

FIG. 1 is a perspective view of an automotive armrest showing my new design in lowered condition; FIG. 2 is a side elevation view thereof; FIG. 3 is a bottom plan view thereof; FIG. 4 is a top plan view thereof; FIG. 5 is a rear elevation view thereof; FIG. 6 is a side elevation view thereof in raised condition; FIG. 7 is a bottom plan view of FIG. 6; and FIG. 8 is a top plan view of FIG. 6.







*Fig. 1*



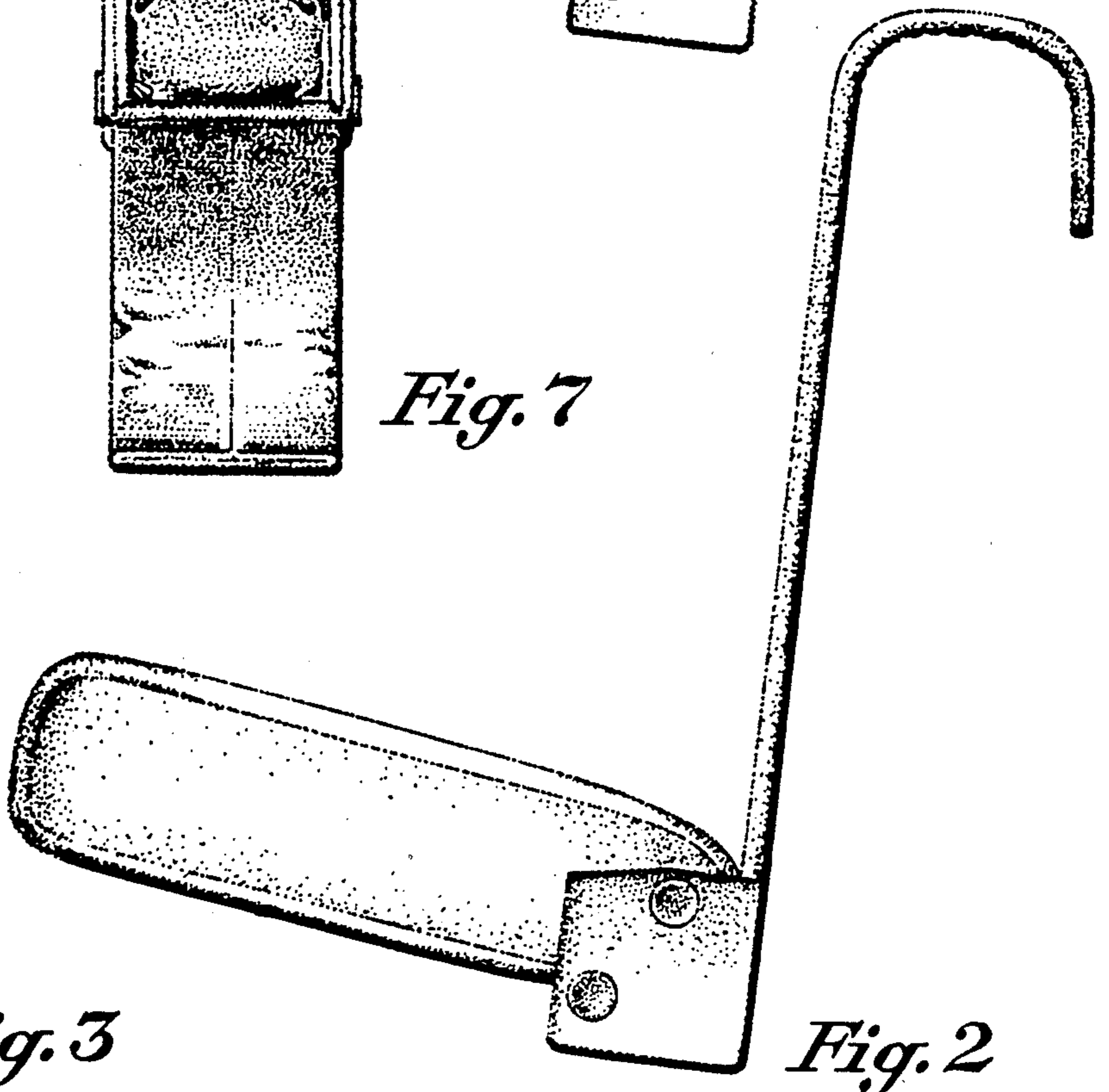
*Fig. 6*




*Fig. 3*



*Fig. 7*




*Fig. 2*



*Fig. 4*



*Fig. 5*



*Fig. 8*