

[54] TIRE

[75] Inventor: Andre E. J. Baus, Bettembourg, Luxembourg

[73] Assignee: The Goodyear Tire & Rubber Company, Akron, Ohio

[\*\*] Term: 14 Years

[21] Appl. No.: 294,539

[22] Filed: Jan. 9, 1989

[52] U.S. Cl. .... D12/146

[58] Field of Search ..... D12/136, 137, 138, 140, D12/146-151; 152/209 R, 209 B, 209 D

[56] References Cited

U.S. PATENT DOCUMENTS

D. 194,579	2/1963	Jones	.....	D12/147
D. 250,946	1/1979	Germain	.....	D12/146
D. 271,960	12/1983	Gorez	.....	D12/147
D. 274,805	7/1984	Dalmas	.....	D12/146
D. 290,244	6/1987	Ghilardi	.....	D12/146
4,572,261	2/1986	Binsfeld	.....	152/209 R

FOREIGN PATENT DOCUMENTS

8448 7/1982 United Kingdom .

OTHER PUBLICATIONS

1984 Tread Design Guide, p. 63, Sava D 741 M&S Steel, 2nd row from top of page.

1988 Tread Design Guide, p. 24, Cordovan Grand Spirit HR+4.

Primary Examiner—James M. Gandy

Attorney, Agent, or Firm—T. P. Lewandowski; L. R. Drayer

[57] CLAIM

The ornamental design for a tire, as shown and described.

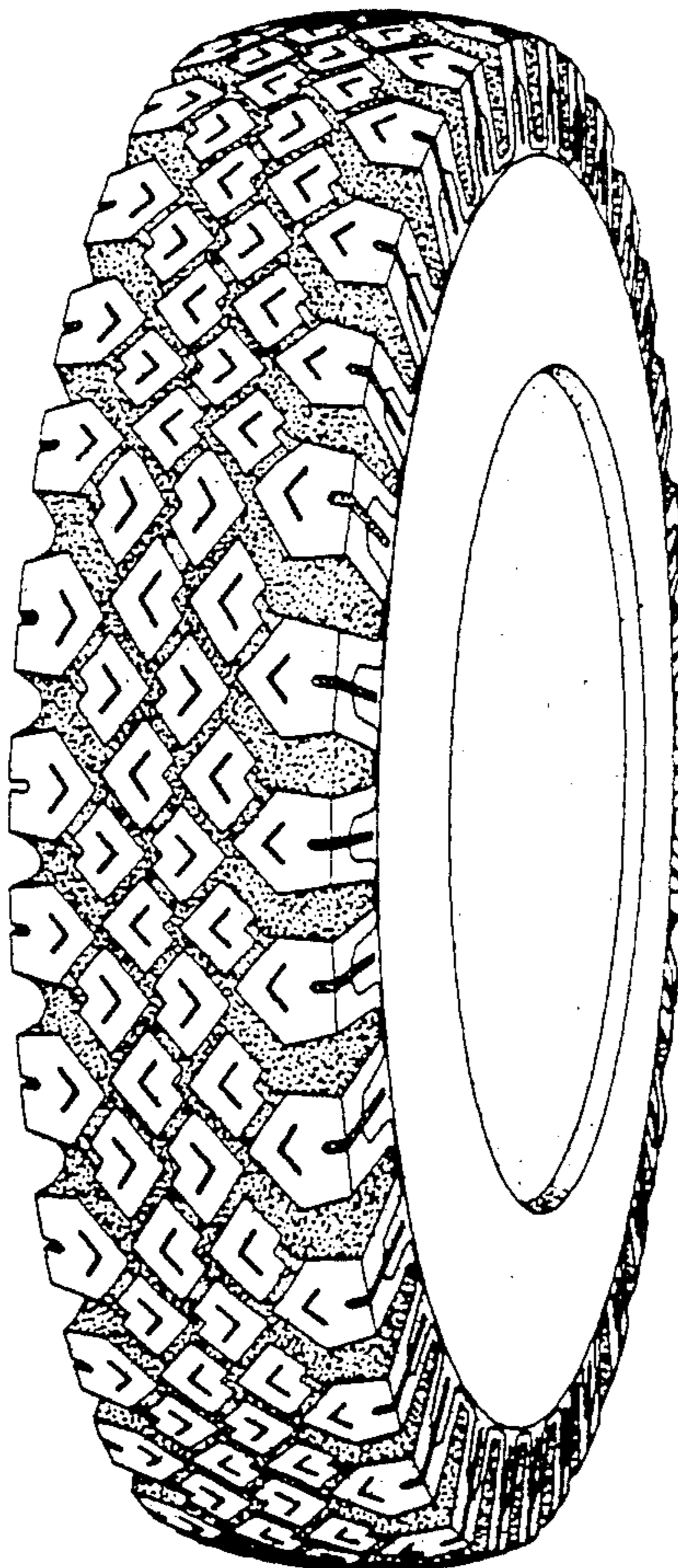
DESCRIPTION

FIG. 1 is a perspective view of a tire showing one embodiment of my new design, it being understood that the tread pattern is repeated throughout the circumference of the tire, the opposite side being substantially the same as that shown;

FIG. 2 is a front elevation view thereof;

FIG. 3 is a side elevation view thereof on a reduced scale; and

FIG. 4 is an enlarged fragmentary plan view thereof.






FIG. 1




FIG. 2

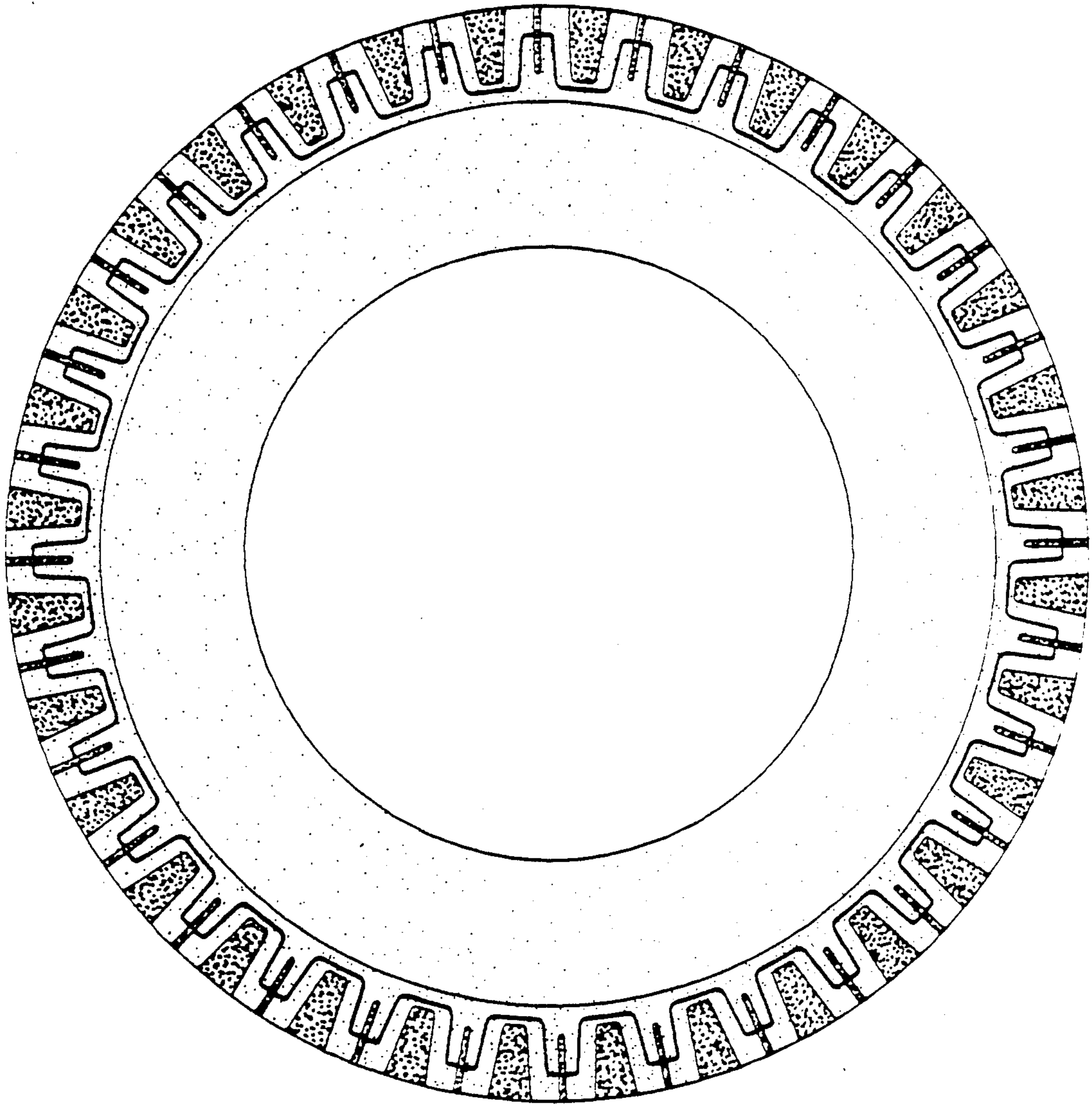


FIG. 3




FIG.4