

[54] **BRACELET OR SIMILAR ARTICLE**

[76] **Inventor:** Pierre Akkelian, 7055 rue Metivier,  
Montreal, Quebec, Canada, H4K  
2M7

[\*\*] **Term:** 14 Years

[21] **Appl. No.:** 254,661

[22] **Filed:** Oct. 7, 1988

[52] **U.S. Cl.** ..... D11/11

[58] **Field of Search** ..... D11/3-4,  
D11/6, 11-13, 15, 17-18, 92-93, 37-39; 63/1.1,  
2-11; 59/78, 80, 82, 83, 84-89, 90

[56] **References Cited**

**U.S. PATENT DOCUMENTS**

D. 66,014	11/1924	Klein	.....	D11/11
D. 171,815	3/1954	Philippe	.....	D11/6
442,917	12/1890	Reynolds	.....	59/80
2,449,167	9/1948	Hopewell	.....	59/78
3,214,824	11/1965	Brown	.....	59/78

*Primary Examiner*—Louis S. Zarfes  
*Assistant Examiner*—R. T. Seifert  
*Attorney, Agent, or Firm*—George A. Seaby

[57] **CLAIM**

The ornamental design for a bracelet or similar article,  
as shown.

**DESCRIPTION**

FIG. 1 is a top plan view of a bracelet or similar article  
showing my new design;

FIG. 2 is a bottom plan view;

FIG. 3 is a left side elevational view;

FIG. 4 is a right side elevational view;

FIG. 5 is a left end elevational view;

FIG. 6 is a right end elevational view;

FIG. 7 is a top plan view of a bracelet or similar article  
showing a second embodiment of my new design;

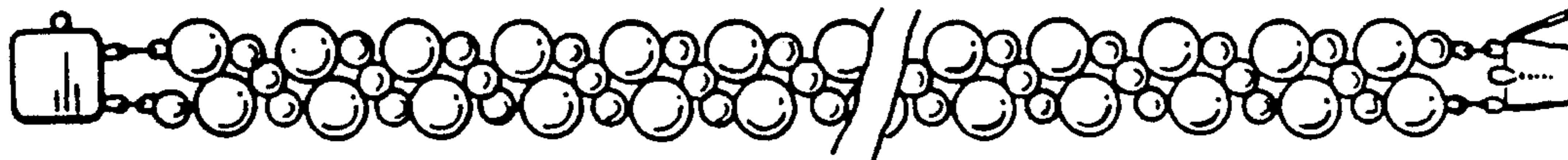
FIG. 8 is a bottom plan view of FIG. 7;

FIG. 9 is a left side elevational view of FIG. 7;

FIG. 10 is a right side elevational view of FIG. 7;

FIG. 11 is a left end elevational view of FIG. 7; and

FIG. 12 is a right end elevational view of FIG. 7.



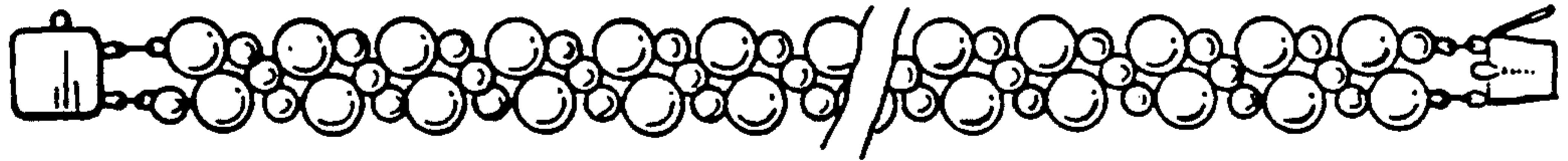


FIG. 1

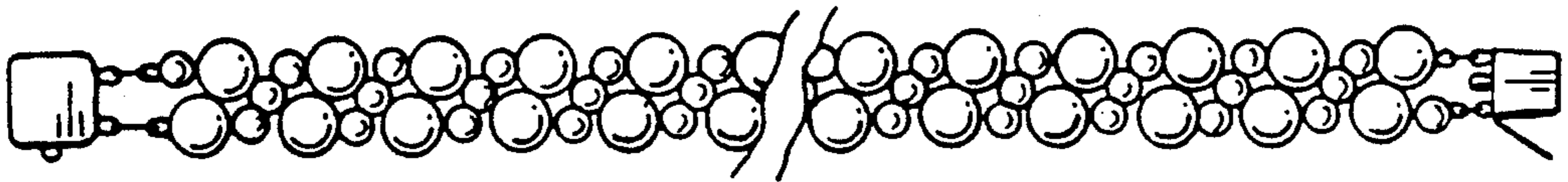


FIG. 2




FIG. 3



FIG. 4



FIG. 5



FIG. 6



FIG. 7

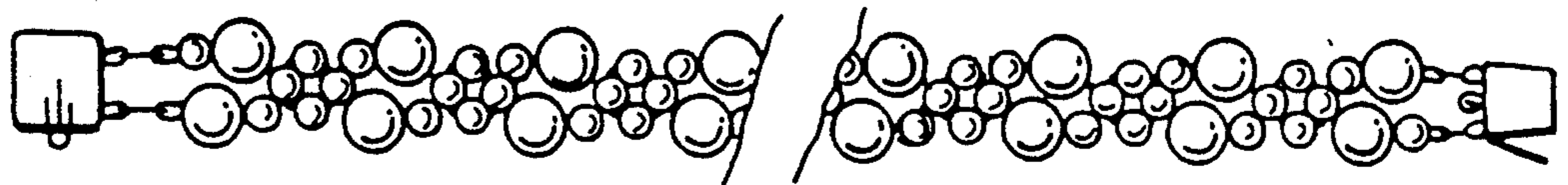


FIG. 8




FIG. 9



FIG. 10



FIG. 12



FIG. 11