

[54] **SIT-UP COUNTER**

[76] **Inventor: Joseph A. Rogalski, 29 Congress St.,  
Apt. 5, Nashua, N.H. 03062**

[\*\*] **Term: 14 Years**

[21] **Appl. No.: 240,041**

[22] **Filed: Sep. 2, 1988**

[52] **U.S. Cl. .... D10/97**

[58] **Field of Search .... D10/30, 31, 32, 46,  
D10/46.1, 96, 97, 122, 123, 128, 129; 116/222,  
225; 235/71 R, 71 A, 78 RC, 86, 103, 104, 105;  
200/52 R; 273/DIG. 26; 272/DIG. 5, DIG. 6,  
DIG. 9; 377/5, 24.2; D18/6, 7, 8**

[56] **References Cited**

**U.S. PATENT DOCUMENTS**

D. 184,669 3/1959 Dom ..... D10/46.1  
D. 295,836 5/1988 Campbell ..... D10/97 X  
D. 310,046 8/1990 Matcham ..... D10/96

4,158,342 6/1979 Scruggs ..... 273/DIG. 26 X  
4,164,732 8/1979 Pischizra ..... 377/5 X  
4,337,529 6/1982 Morokawa ..... 377/5 X  
4,371,945 2/1983 Kam et al. .... D10/70 X  
4,557,215 12/1985 Petersson ..... 273/DIG. 26 X  
4,846,459 7/1989 Vivian ..... 235/105 X

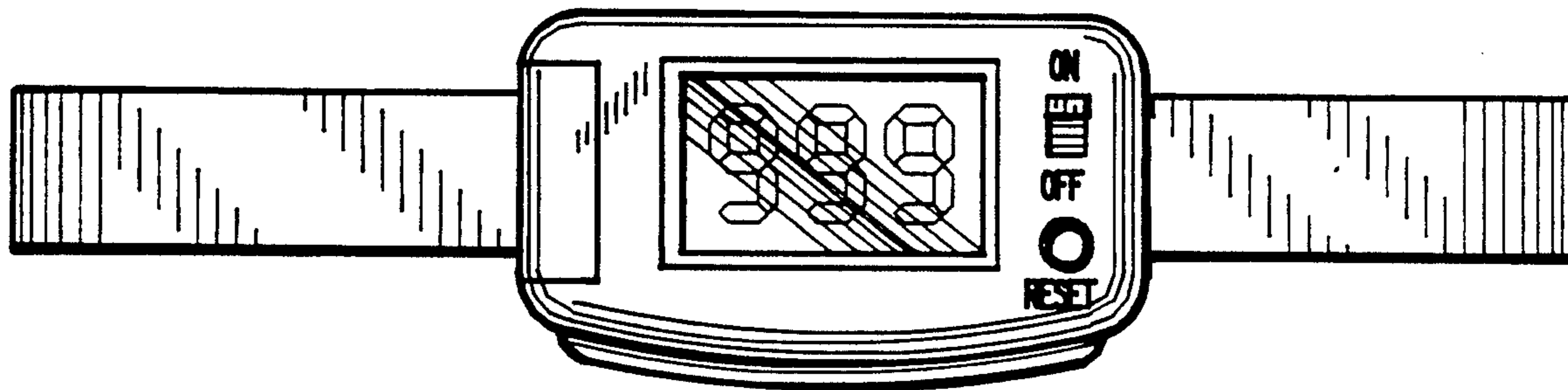
*Primary Examiner*—Nelson C. Holtje  
*Assistant Examiner*—Antoine D. Davis  
*Attorney, Agent, or Firm*—Jerry T. Kearns

[57] **CLAIM**

The ornamental design for a sit-up counter, as shown and described.

**DESCRIPTION**

FIG. 1 is a front elevational view of a sit-up counter showing my new design;  
FIG. 2 is a rear elevational view;  
FIG. 3 is a left side elevational view;  
FIG. 4 is a right side elevational view;  
FIG. 5 is a top plan view; and,  
FIG. 6 is a bottom plan view thereof.






Fig. 1

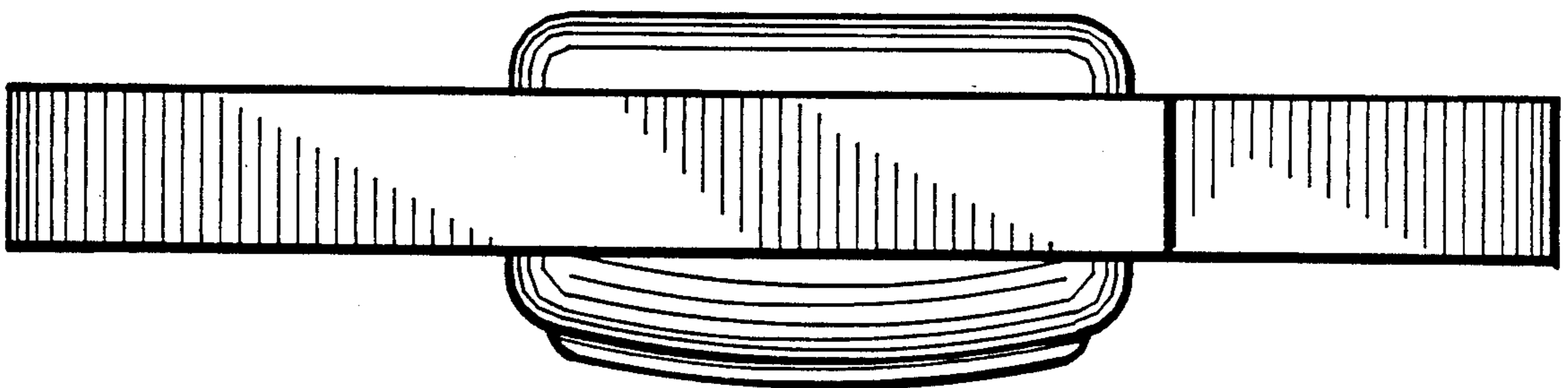


Fig. 2

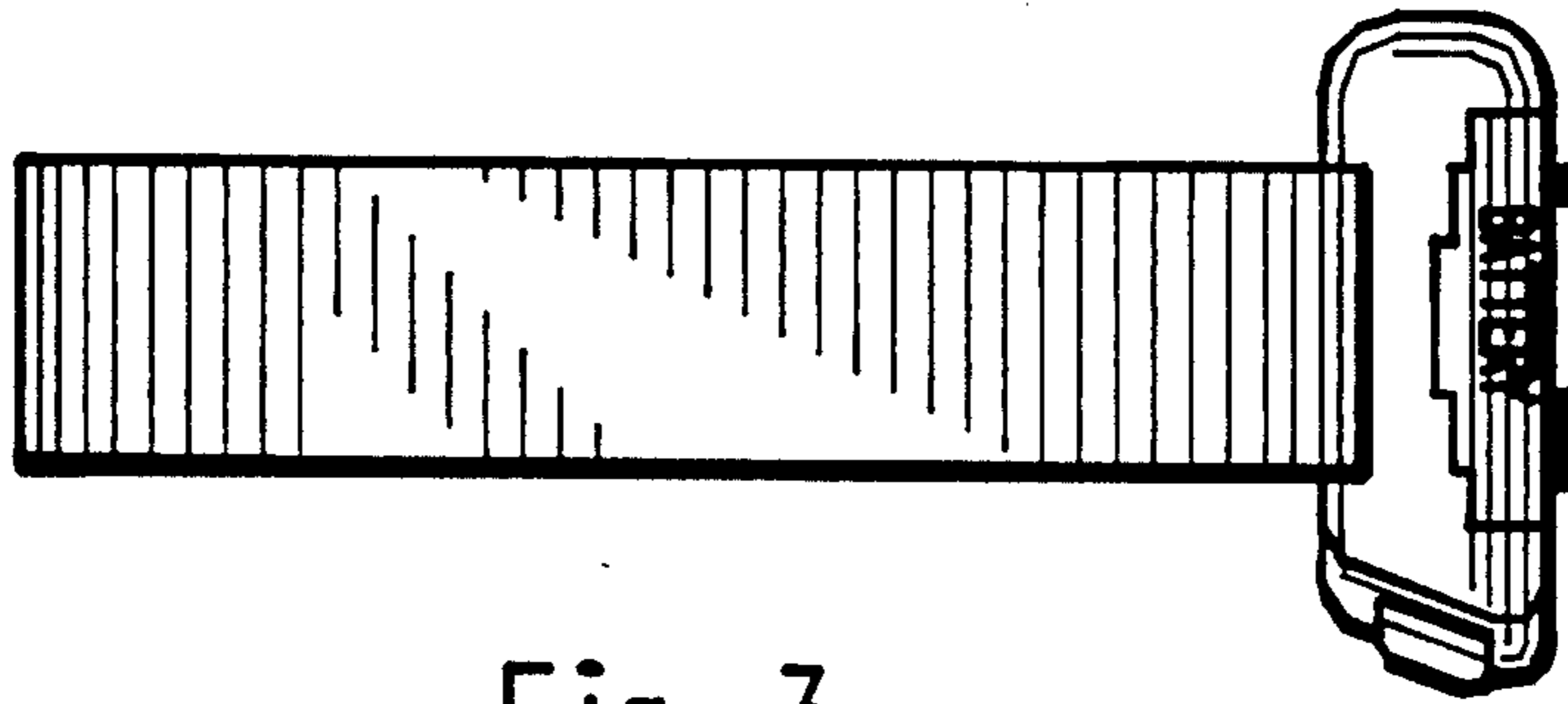


Fig. 3

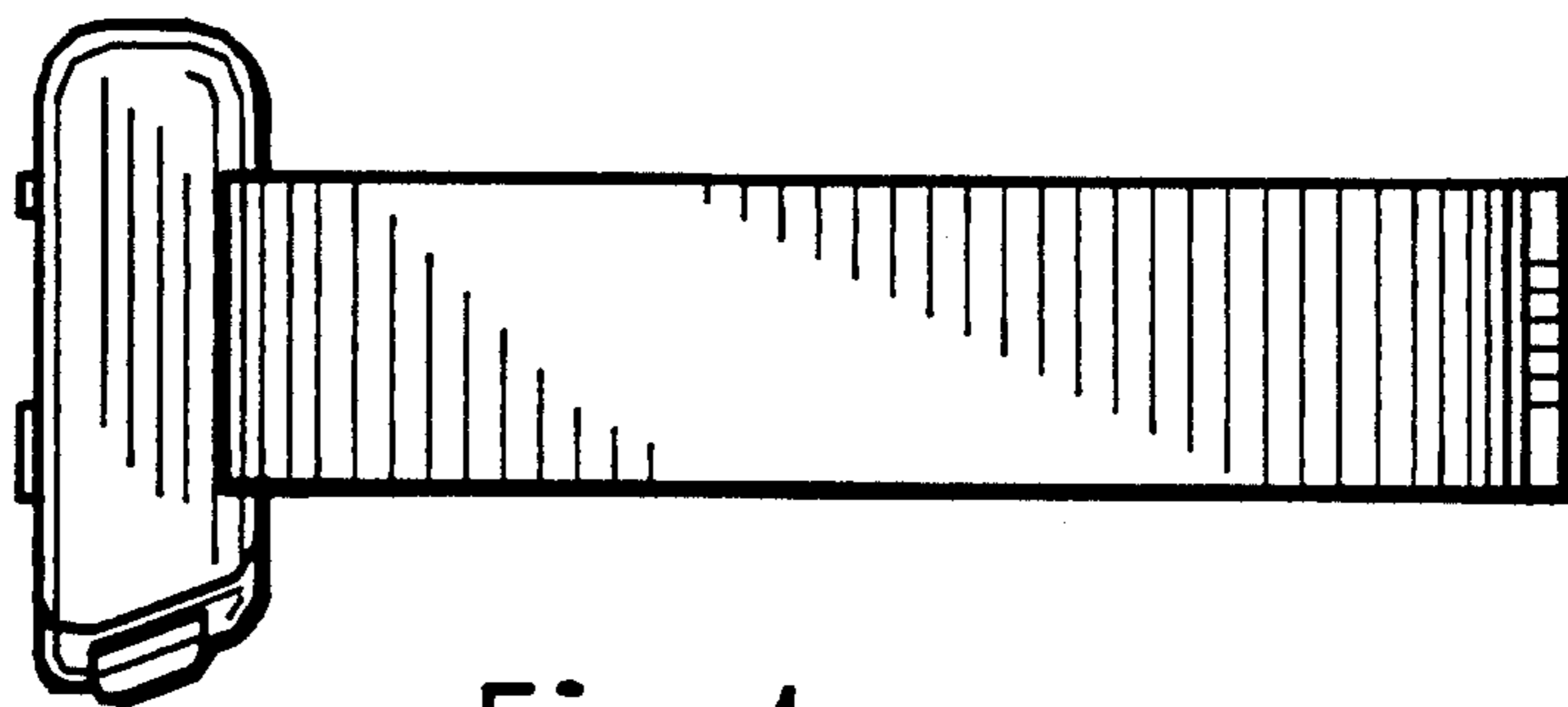


Fig. 4




Fig. 5

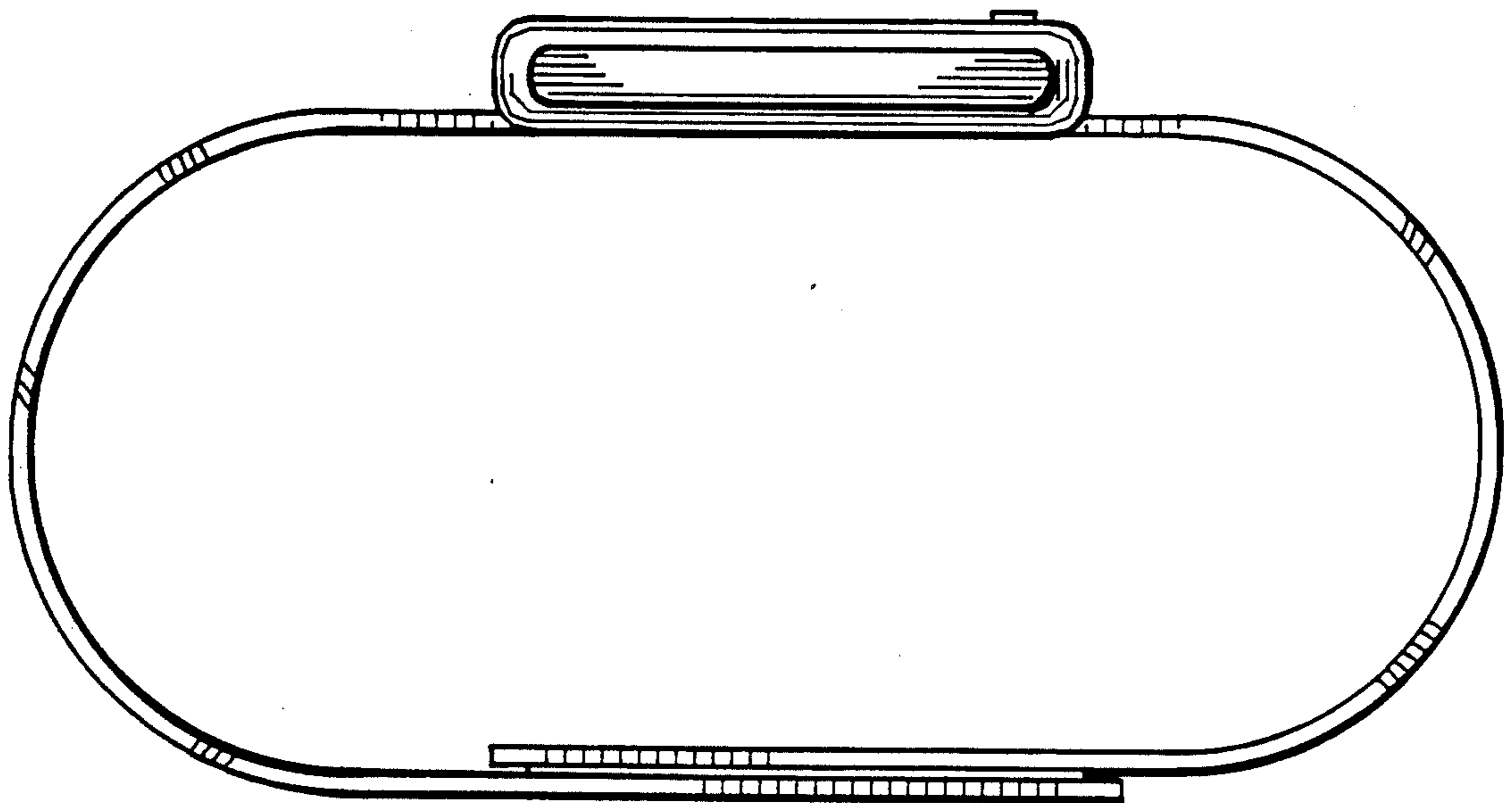


Fig. 6