

[54] **WATCHCASE**

[75] **Inventor: Hisako Sugano, Tokyo, Japan**

[73] **Assignee: Seikosha Co., Ltd., Japan**

[**] **Term: 14 Years**

[21] **Appl. No.: 69,627**

[22] **Filed: Jul. 6, 1987**

[30] **Foreign Application Priority Data**

Jan. 5, 1987 [JP] Japan 28

[52] **U.S. Cl. D10/30**

[58] **Field of Search D10/1-2,
D10/15, 30-40, 122-126; 368/107-112, 223,
228, 232, 238-242, 281-282, 285, 294-296, 327**

[56] **References Cited**

U.S. PATENT DOCUMENTS

D. 300,315	4/1989	Tsukahara	D10/30
D. 301,206	5/1989	Sugano	D10/39
936,054	10/1909	Stockton	368/244
1,062,804	5/1913	Spaney	368/285 X
3,585,794	6/1971	Klingenberg	D10/39 X

OTHER PUBLICATIONS

European Jeweler, 6/1980, p. 48, Watches—bottom left.
Swiss Watch & Jewellery Journal, 6/1982, p. 674, Watch at right.
Jewelers' Circular-Keystone, 4/1984, p. 139, Watch.
Swiss Watch & Jewellery Journal, 4/1985, p. 654, Watch bottom left.

Primary Examiner—Bruce W. Dunkins
Assistant Examiner—Gary D. Watson
Attorney, Agent, or Firm—Bruce L. Adams; Van C. Wilks

[57] **CLAIM**

The ornamental design for a watchcase, as shown and described.

DESCRIPTION

FIG. 1 is a front elevational view of a watchcase showing my new design;
FIG. 2 is a rear elevational view;
FIG. 3 is a top plan view;
FIG. 4 is a bottom plan view;
FIG. 5 is a left side elevational view;
FIG. 6 is a right side elevational view; and
FIG. 7 is a front right perspective view thereof.

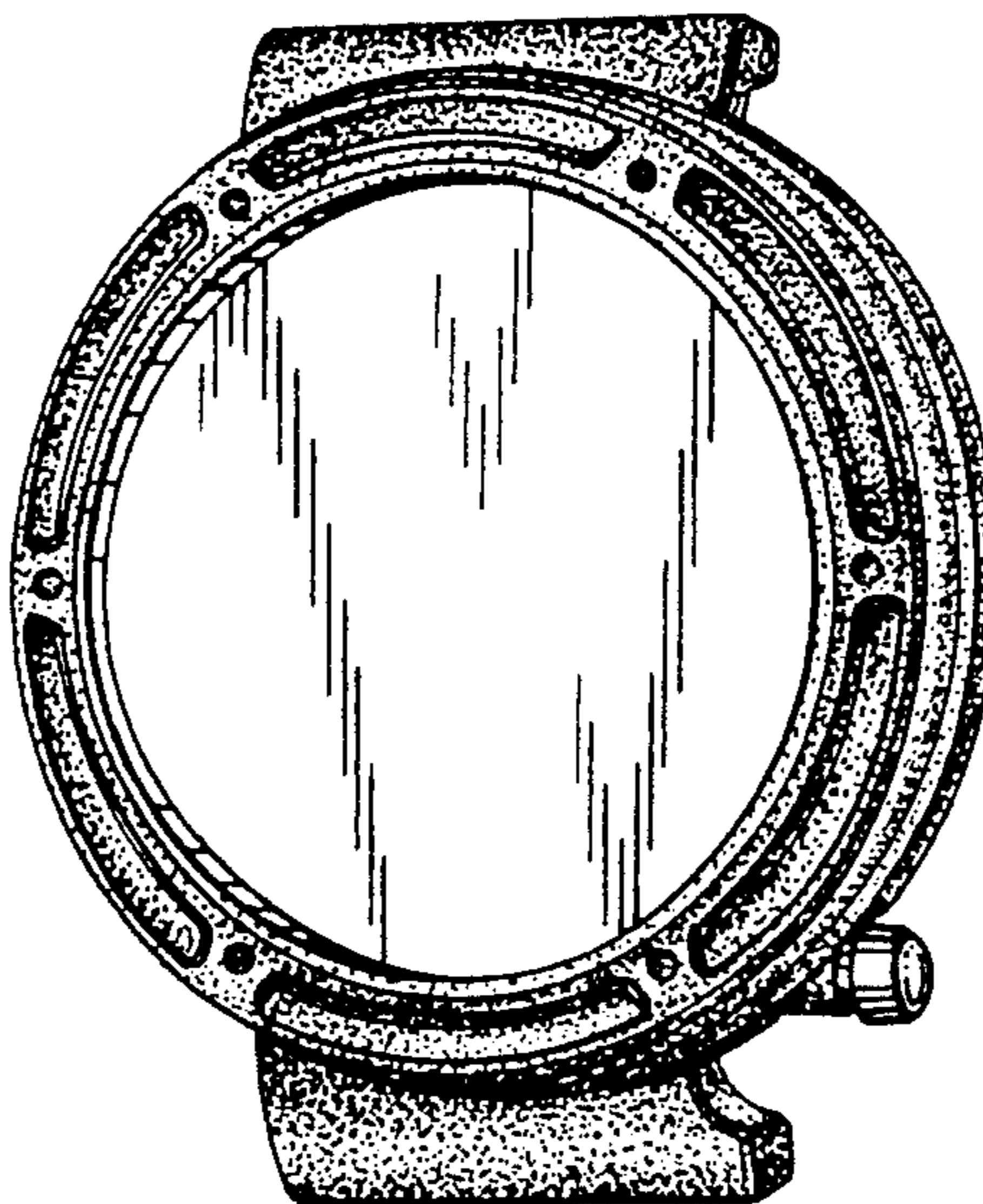




FIG. 3




FIG. 5

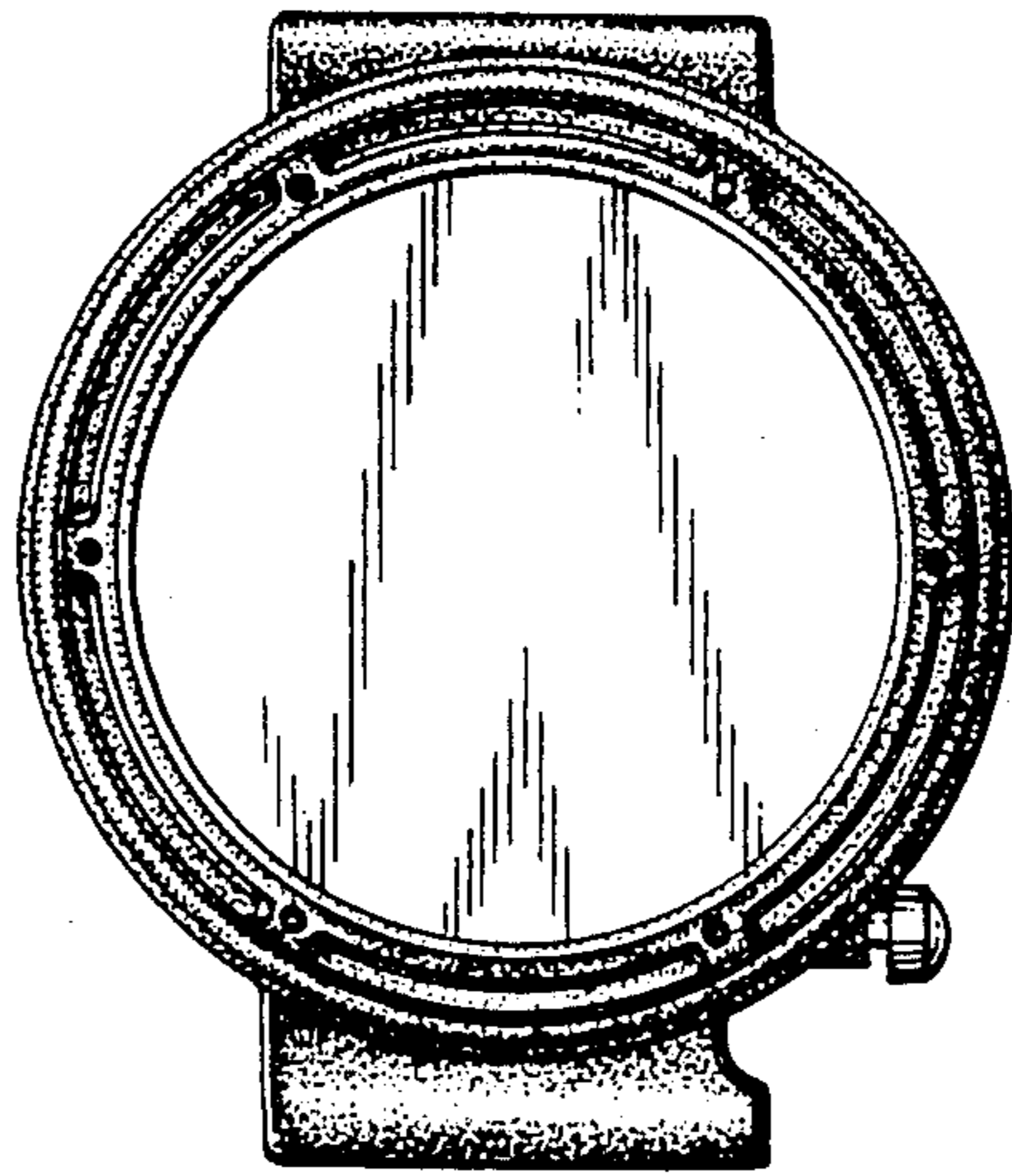


FIG. 1




FIG. 6




FIG. 4

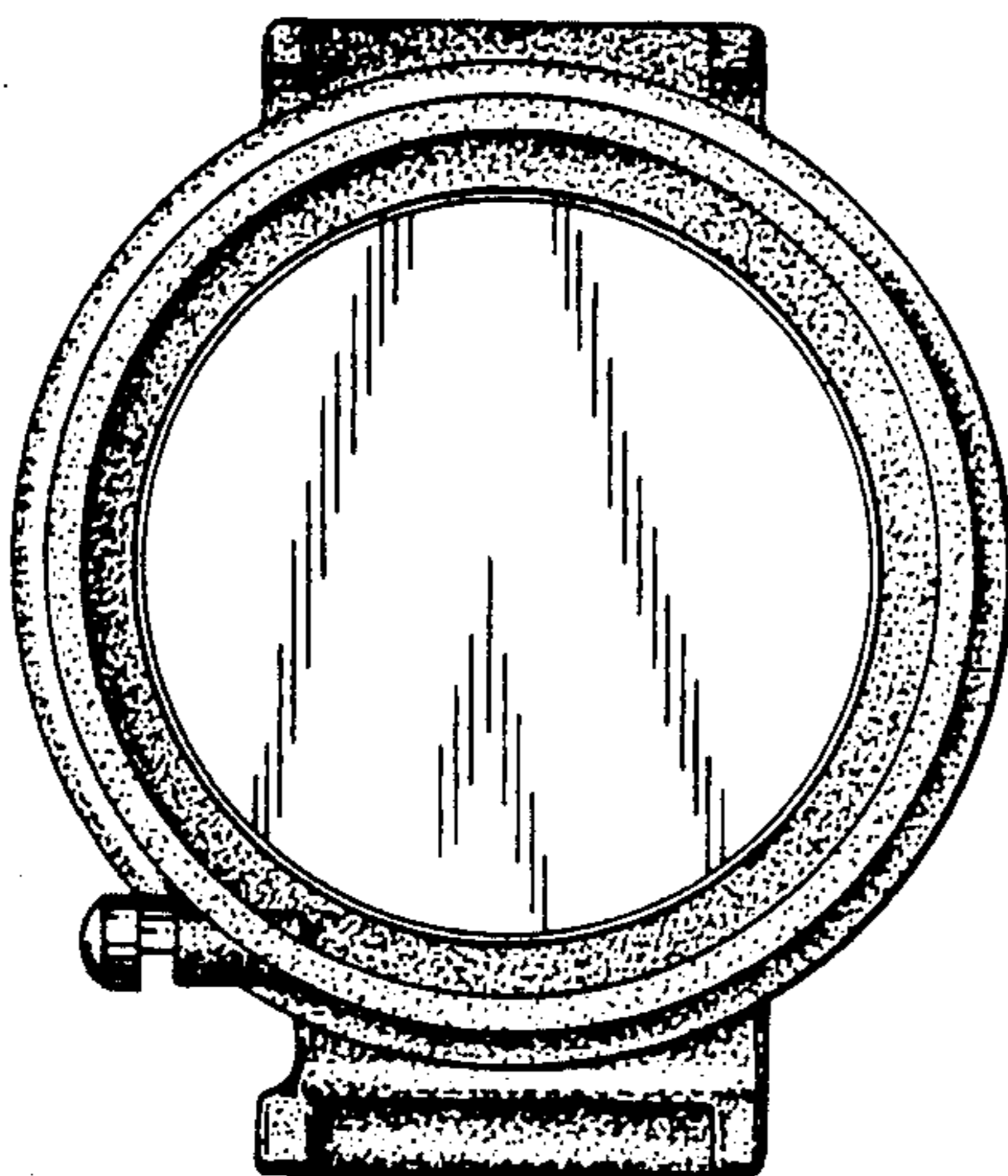


FIG. 2

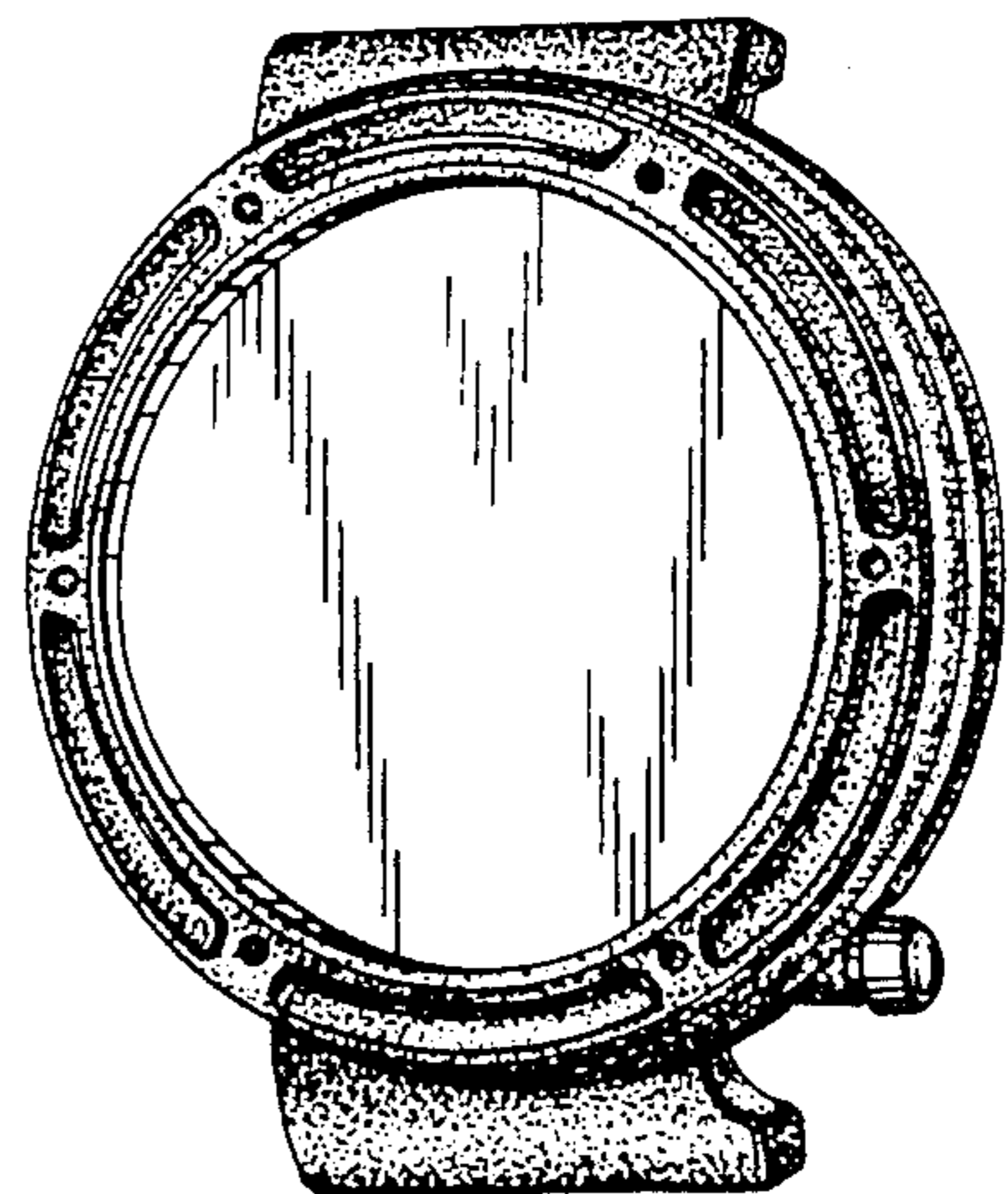


FIG. 7