

[54] **FILLER CAP FOR A WATERBED MATTRESS**
[75] **Inventor: Craig J. Chandler, Seal Beach, Calif.**
[73] **Assignee: Intex Recreation Corp., Long Beach, Calif.**
[**] **Term: 14 Years**
[21] **Appl. No.: 434,580**
[22] **Filed: Oct. 16, 1989**

D. 276,598 12/1984 Bagwell D9/443
2,813,650 11/1957 Takahashi et al. D9/443

Primary Examiner—Bruce W. Dunkins
Assistant Examiner—Jeffrey Asch
Attorney, Agent, or Firm—Fulwider, Patton, Lee & Utecht

[57] **CLAIM**

The ornamental design for a filler cap for a waterbed mattress, as shown and described.

DESCRIPTION

FIG. 1 is a top perspective view of a filler cap for a waterbed mattress showing my new design, the broken line disclosure being for illustrative purposes only; FIG. 2 is a top plan view thereof; FIG. 3 is a right side elevational view, the left side being a mirror image thereof; FIG. 4 is a front elevational view, the rear being a mirror image thereof; and FIG. 5 is a bottom plan view thereof.

The design is characterized by the combination of the particularly configured tabs being disposed at the top of the cap in association with the segmented main body portion, all as best illustrated in FIGS. 1 and 4.

Related U.S. Application Data

[63] Continuation of Ser. No. 210,215, Jun. 17, 1988, abandoned, which is a continuation of Ser. No. 728,224, Apr. 29, 1985, abandoned.
[52] **U.S. Cl.** **D9/443; D6/491; D6/503**
[58] **Field of Search** **D6/491, 503, 596, 604; D9/435, 443, 452, 453, 454**

[56] **References Cited**

U.S. PATENT DOCUMENTS

D. 190,303 5/1961 Conklin D9/443
D. 235,578 6/1975 Miyake et al. D9/443 X

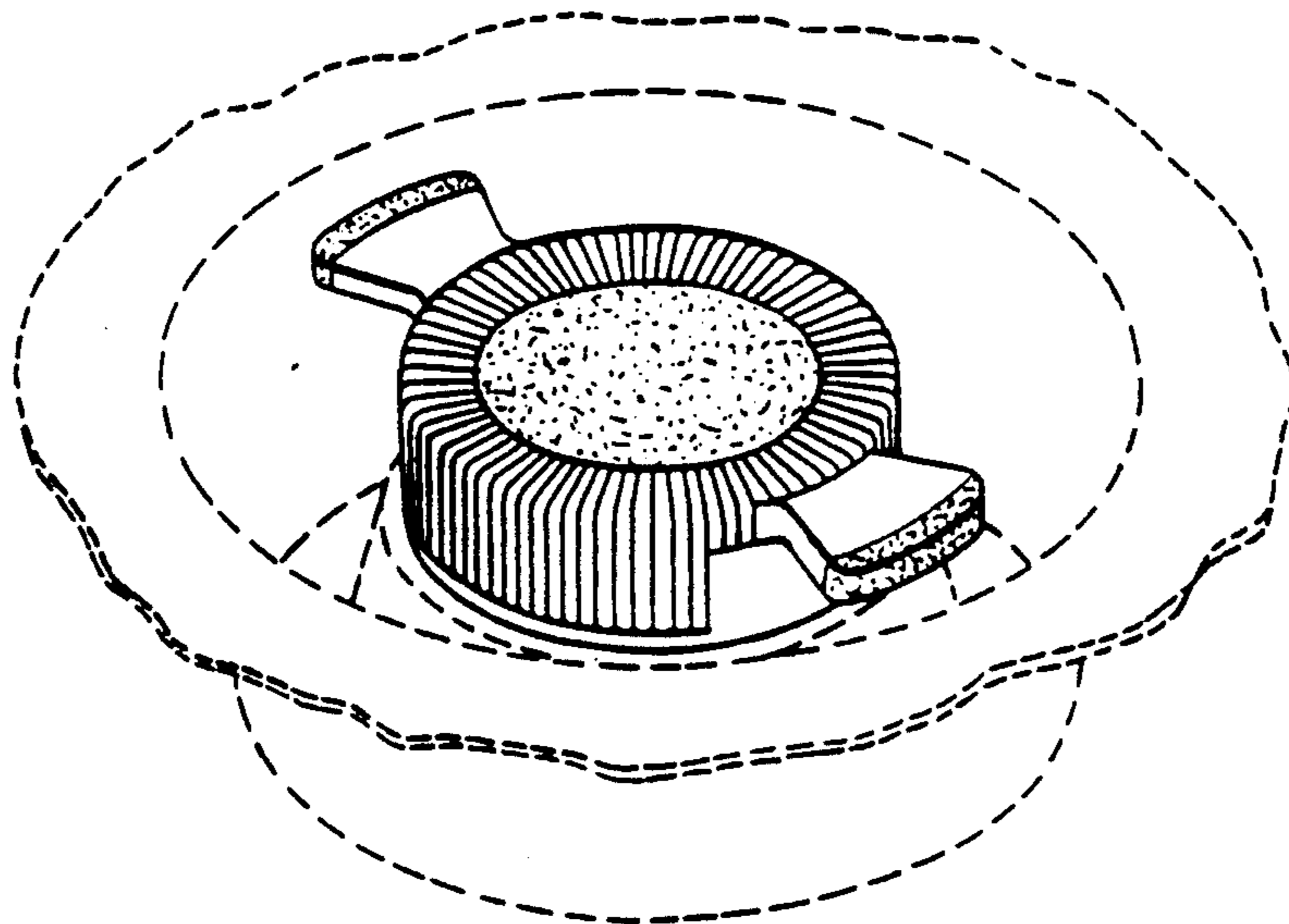


FIG. 1

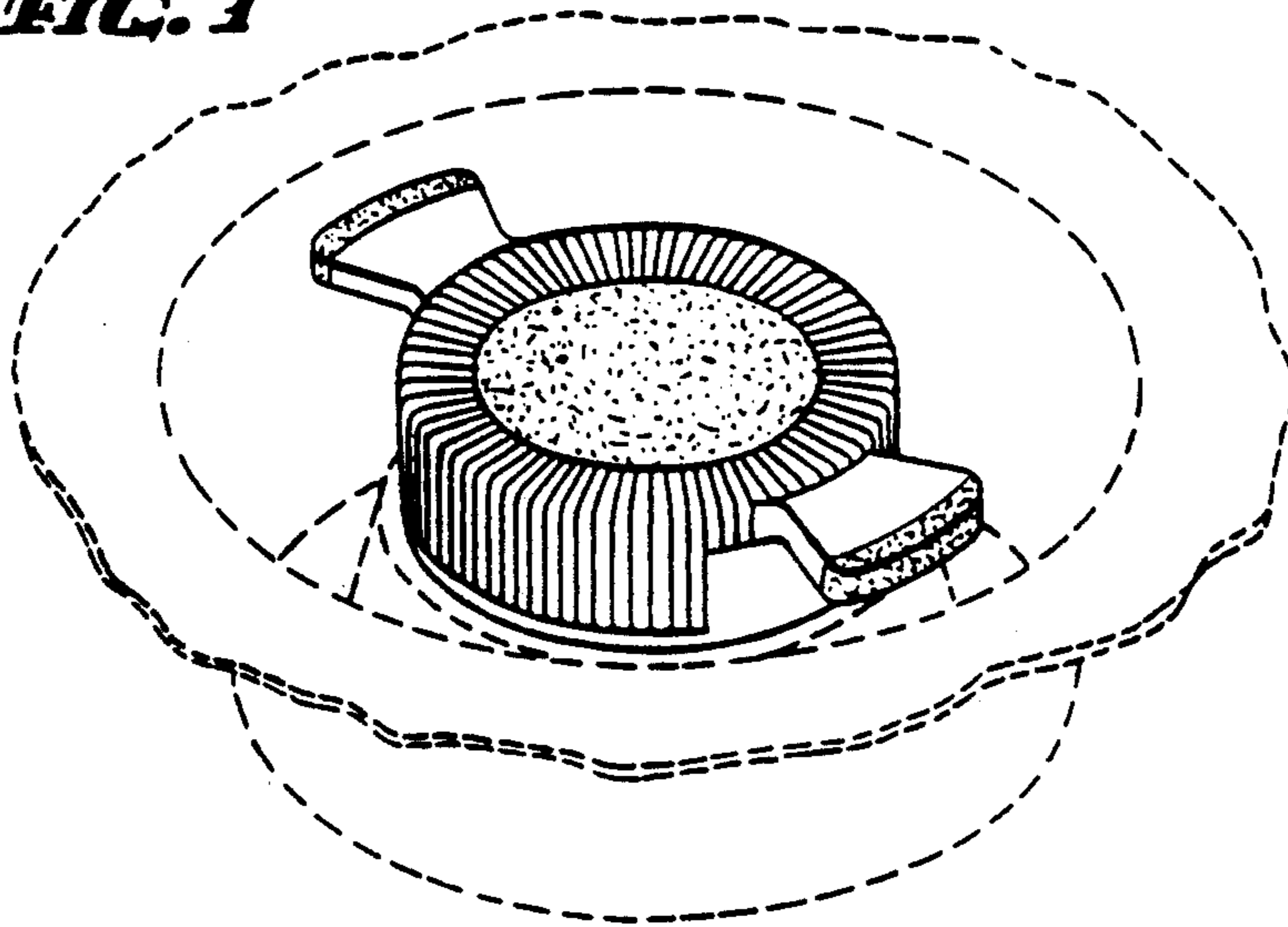


FIG. 2

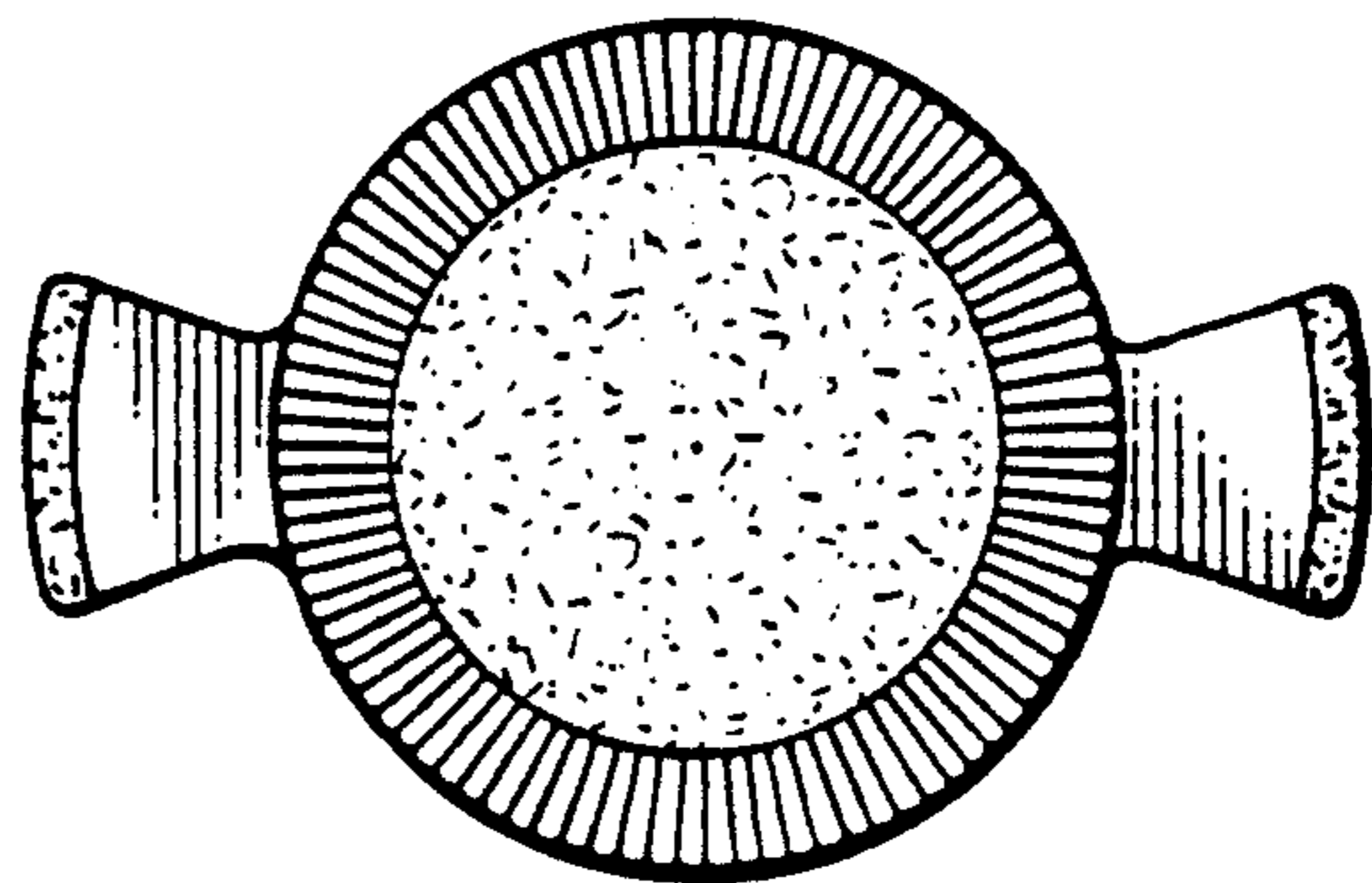


FIG. 3

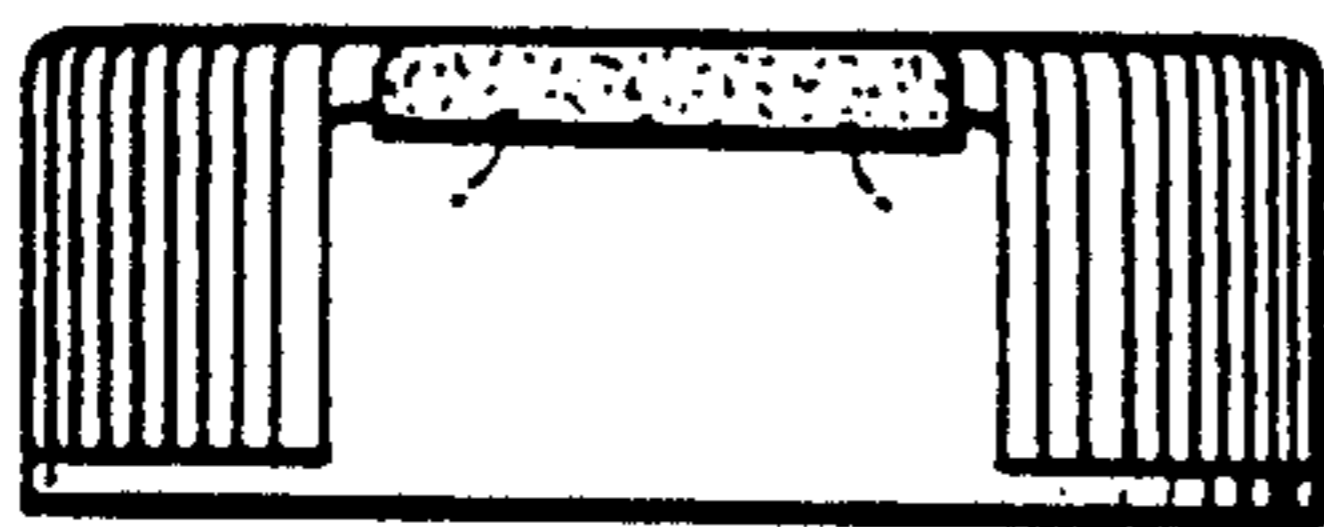


FIG. 4




FIG. 5

