

[54] **MOUNTING CLIP BRACKET FOR ALL APERTURED BOARD**

[75] **Inventor: Thomas E. Hanna, Wooster, Ohio**

[73] **Assignee: Rubbermaid Incorporated, Wooster, Ohio**

[\*\*] **Term: 14 Years**

[21] **Appl. No.: 214,657**

[22] **Filed: Jul. 1, 1988**

[52] **U.S. Cl. .... D8/380; D8/349**

[58] **Field of Search .... D8/381, 373, 363, 349; 248/215, 225.1, 340, 221.2, 239, 222.2, 222.1, 304; 211/59.1; D6/553, 545, 547, 512**

[56] **References Cited**

**U.S. PATENT DOCUMENTS**

- D. 237,142 10/1975 Barns .
- D. 253,999 1/1980 Richards et al. .... D8/381
- D. 254,253 2/1980 Haley ..... D19/87 X
- D. 268,095 3/1985 Valiulis et al. .
- D. 272,414 1/1984 Barnes .
- D. 300,003 2/1989 Hutchinson ..... D8/367
- D. 302,240 7/1989 Zell ..... D8/381
- 2,528,358 10/1950 Gross ..... 248/222.2
- 3,471,112 10/1969 MacDonald et al. .... D8/381 X
- 3,912,084 10/1975 Valiulis .
- 3,985,325 10/1976 Ginsburg et al. .... 248/304

- 4,211,379 7/1980 Morgan et al. .... 248/222.2
- 4,308,961 1/1982 Kunce ..... 248/222.2 X
- 4,452,360 6/1984 Barnes ..... 248/222.1
- 4,624,431 11/1986 Pfeifer ..... 248/215
- 4,678,151 7/1987 Radek ..... 248/225.1
- 4,688,683 8/1987 Thalenfeld ..... 248/222.2
- 4,693,381 9/1987 Lodge ..... 248/225.1
- 4,708,311 11/1987 Clausen et al. .... 248/222.2
- 4,718,626 1/1988 Thalenfeld et al. .... 248/225.1
- 4,856,746 8/1989 Urobel et al. .... 248/239 X
- 4,869,376 9/1989 Voliulis et al. .... 211/59.1
- 4,871,135 10/1989 Thalenfeld ..... 248/225.1
- 4,909,464 3/1990 Levine et al. .... 248/225.1
- 4,941,632 7/1990 Couls et al. .... 248/222.1 X

*Primary Examiner*—Horace B. Fay, Jr.  
*Attorney, Agent, or Firm*—Richard B. O'Planick

[57] **CLAIM**

The ornamental design for a mounting clip bracket for all apertured board, as shown and described.

**DESCRIPTION**

FIG. 1 is a front perspective view of a mounting clip bracket for an apertured board showing my new design; FIGS. 2 and 3 are respectively top and bottom plan views thereof; FIGS. 4 and 5 are respectively rear and front elevational views thereof; FIG. 6 is a side elevational view thereof; the side opposite is a mirror image thereof.

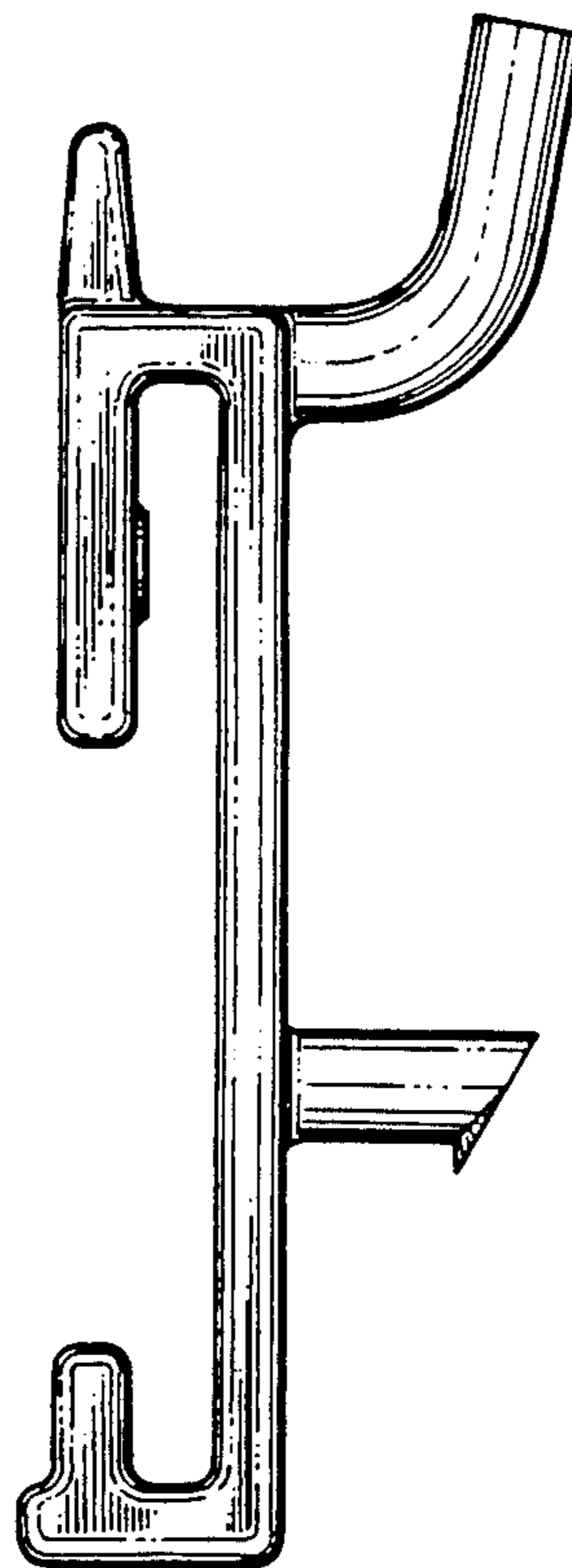
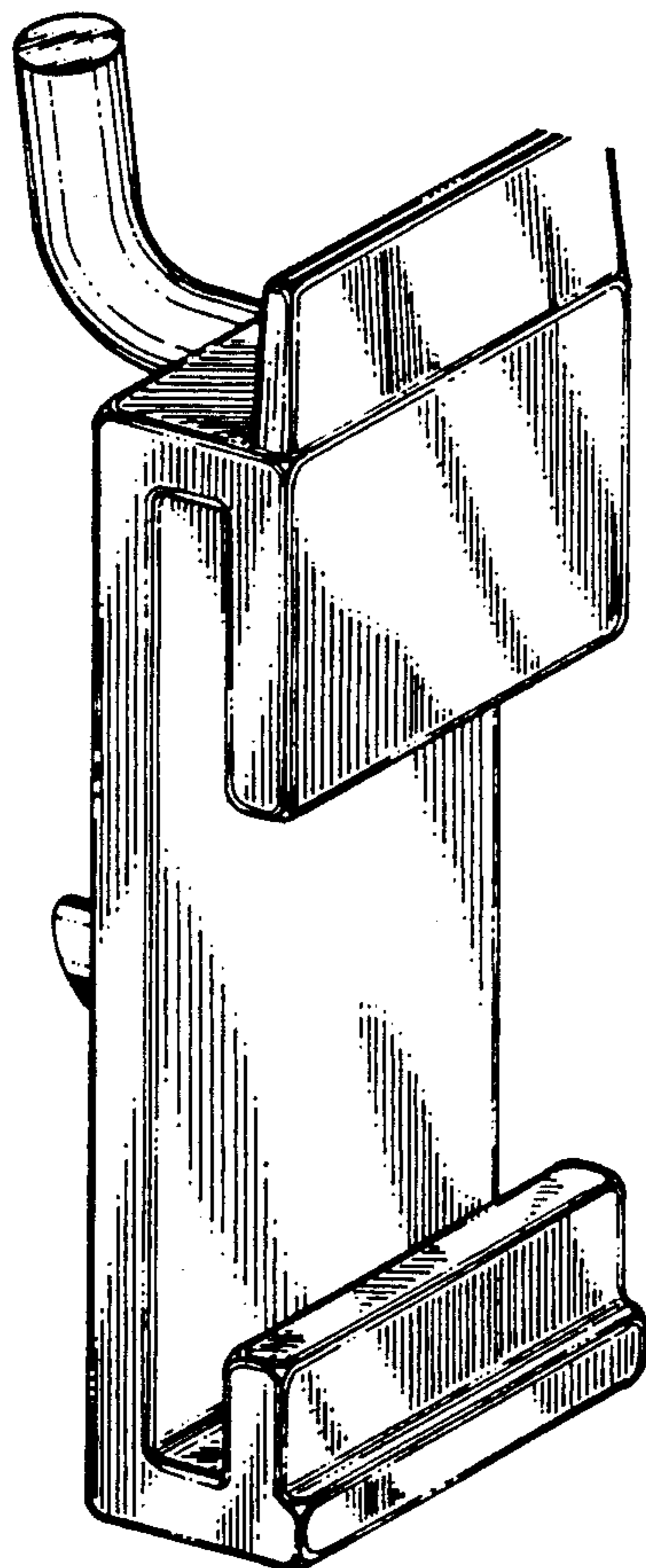


FIG. 1

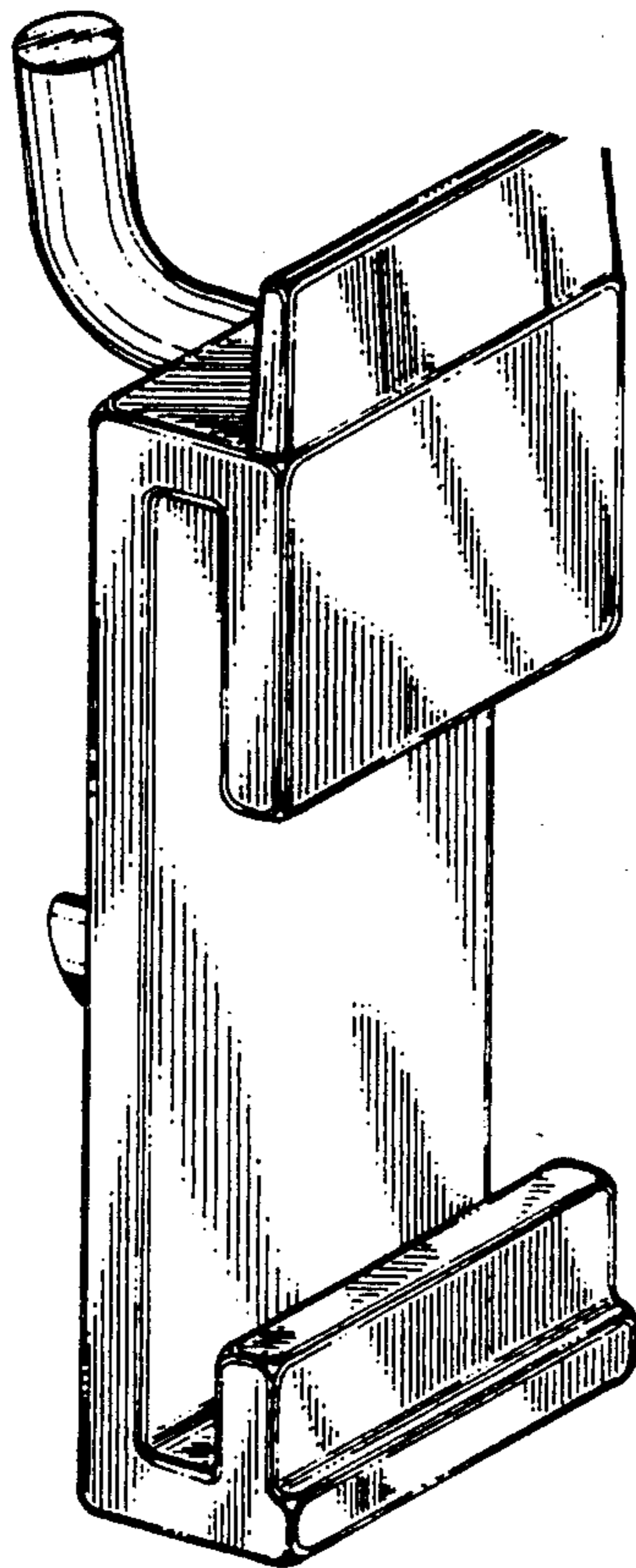


FIG. 2




FIG. 3


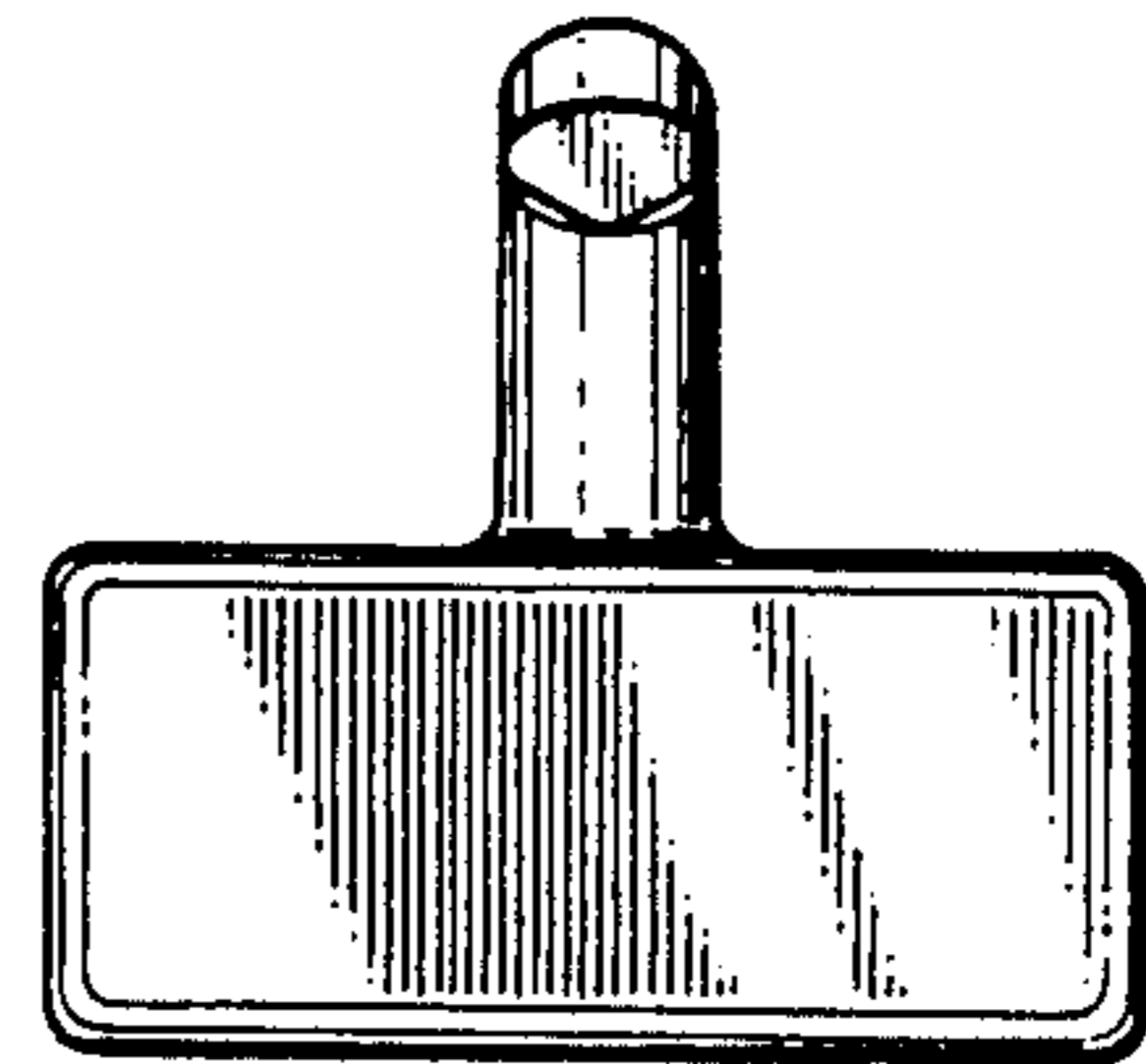


FIG. 4

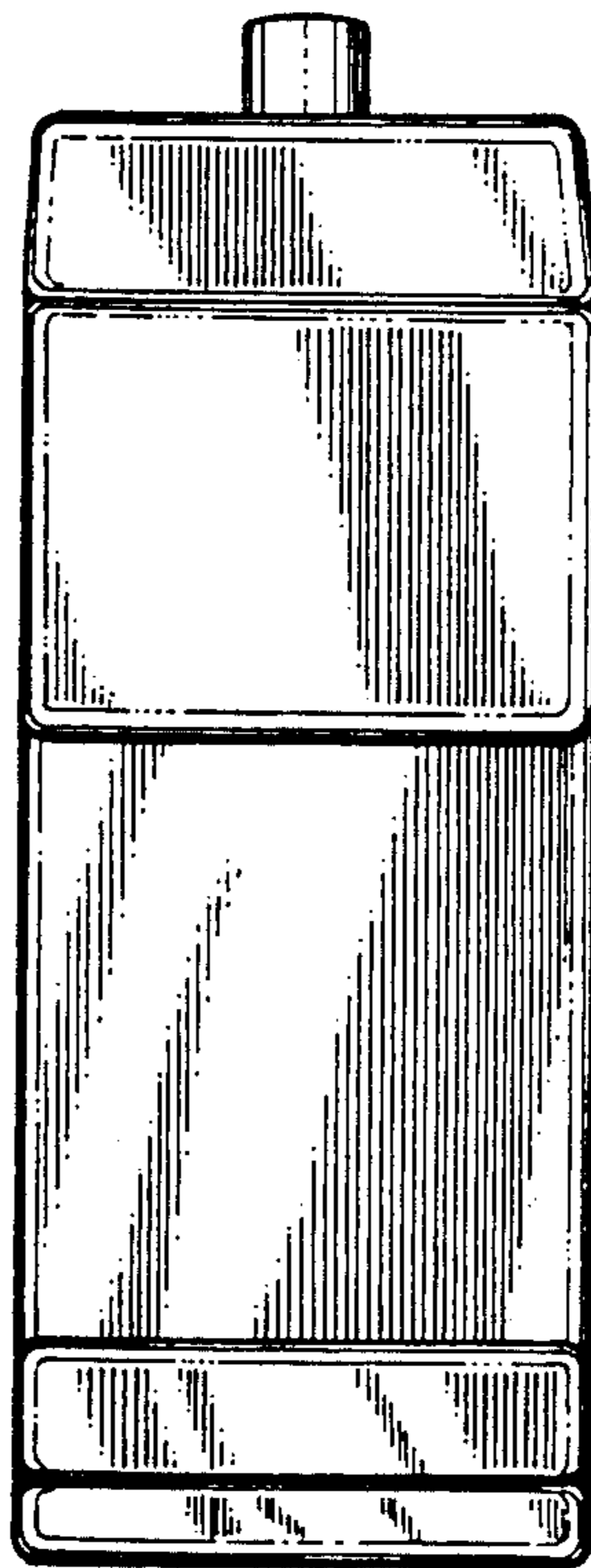


FIG. 5

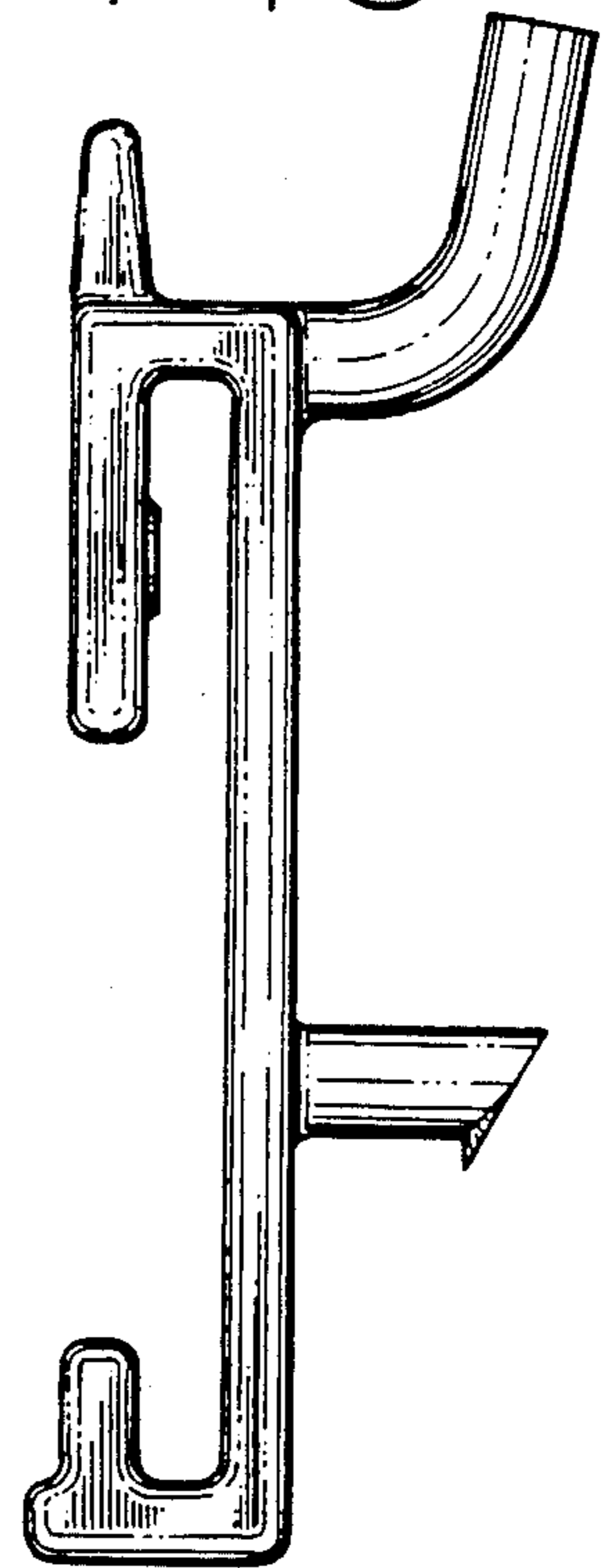


FIG. 6