

**United States Patent** [19]  
**Archibald**

[11] **Patent Number: Des. 315,081**  
[45] **Date of Patent: \*\* Mar. 5, 1991**

[54] **BURNER ARM FOR A BARBECUE UNIT**

[76] **Inventor: Stephen J. Archibald, P.O. Box 2588,  
Edenvale 1610, South Africa**

[\*\*] **Term: 14 Years**

[21] **Appl. No.: 250,504**

[22] **Filed: Sep. 28, 1988**

[30] **Foreign Application Priority Data**

Mar. 28, 1988 [ZA] South Africa ..... 88/0271

[52] **U.S. Cl. .... D7/407**

[58] **Field of Search .... D7/402, 407, 408;  
126/38, 39 E, 39 H, 212, 214 C; 431/144, 146,  
129**

[56] **References Cited**

**U.S. PATENT DOCUMENTS**

D. 94,610 2/1935 Hobson ..... D7/407

1,444,770 2/1923 Baker ..... 126/214 D  
1,663,438 3/1928 Brumbaugh ..... 126/714 C  
1,811,606 10/1932 Humphreville ..... 126/214 D  
4,261,327 4/1981 Kamin ..... 126/211  
4,593,677 6/1986 Sargunam ..... 126/211

*Primary Examiner*—A. Hugo Word

*Assistant Examiner*—Ruth McInroy

*Attorney, Agent, or Firm*—McAulay Fisher Nissen &  
Goldberg

[57] **CLAIM**

The ornamental design for a burner arm for a barbecue unit, as shown and described.

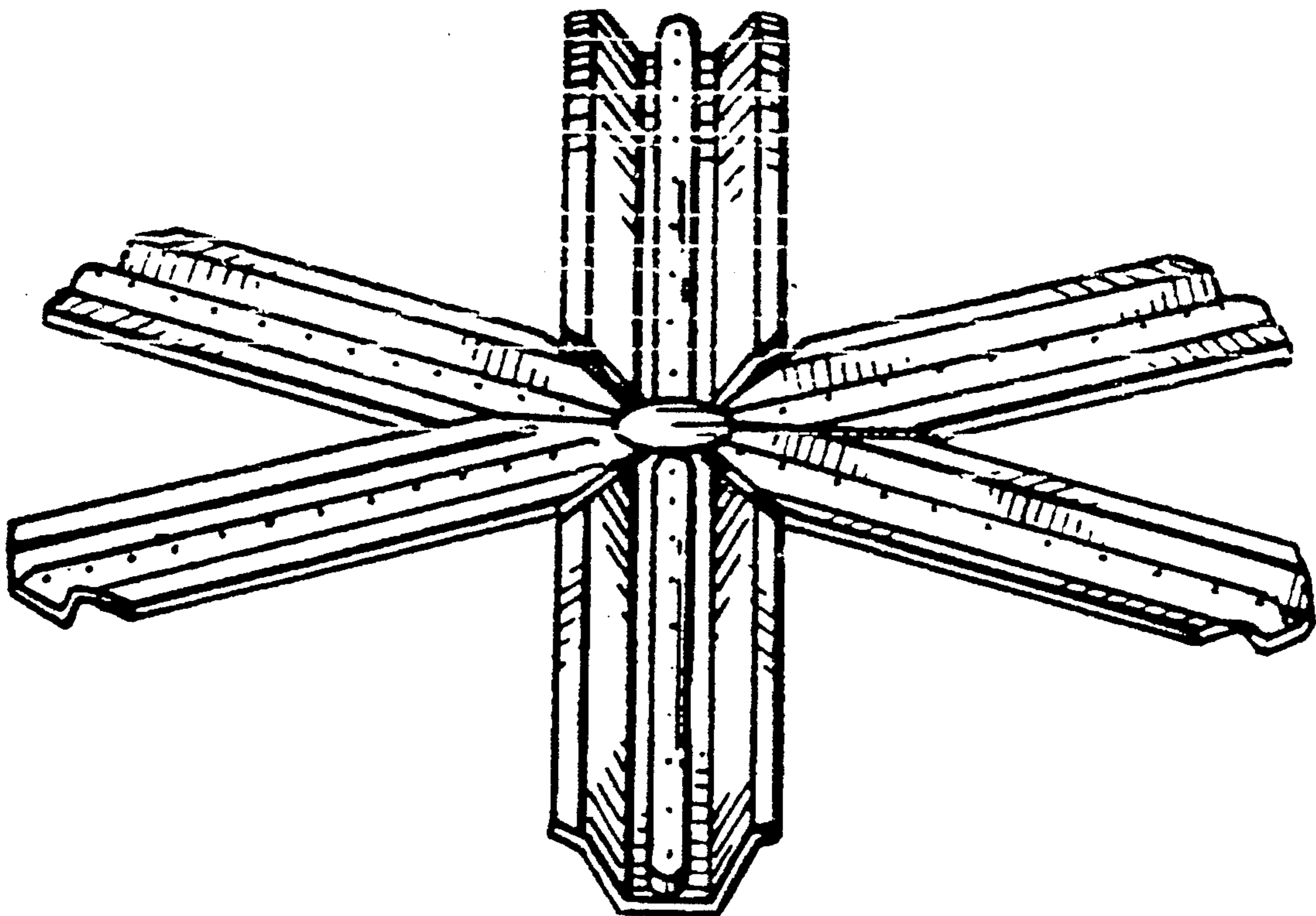
**DESCRIPTION**

FIG. 1 is a top plan view of a burner arm for a barbecue unit showing my new design;

FIG. 2 is a bottom plan view thereof;

FIG. 3 is a top perspective view thereof; and

FIG. 4 is a side elevational view thereof.






FIG. 1




FIG. 2



FIG. 4

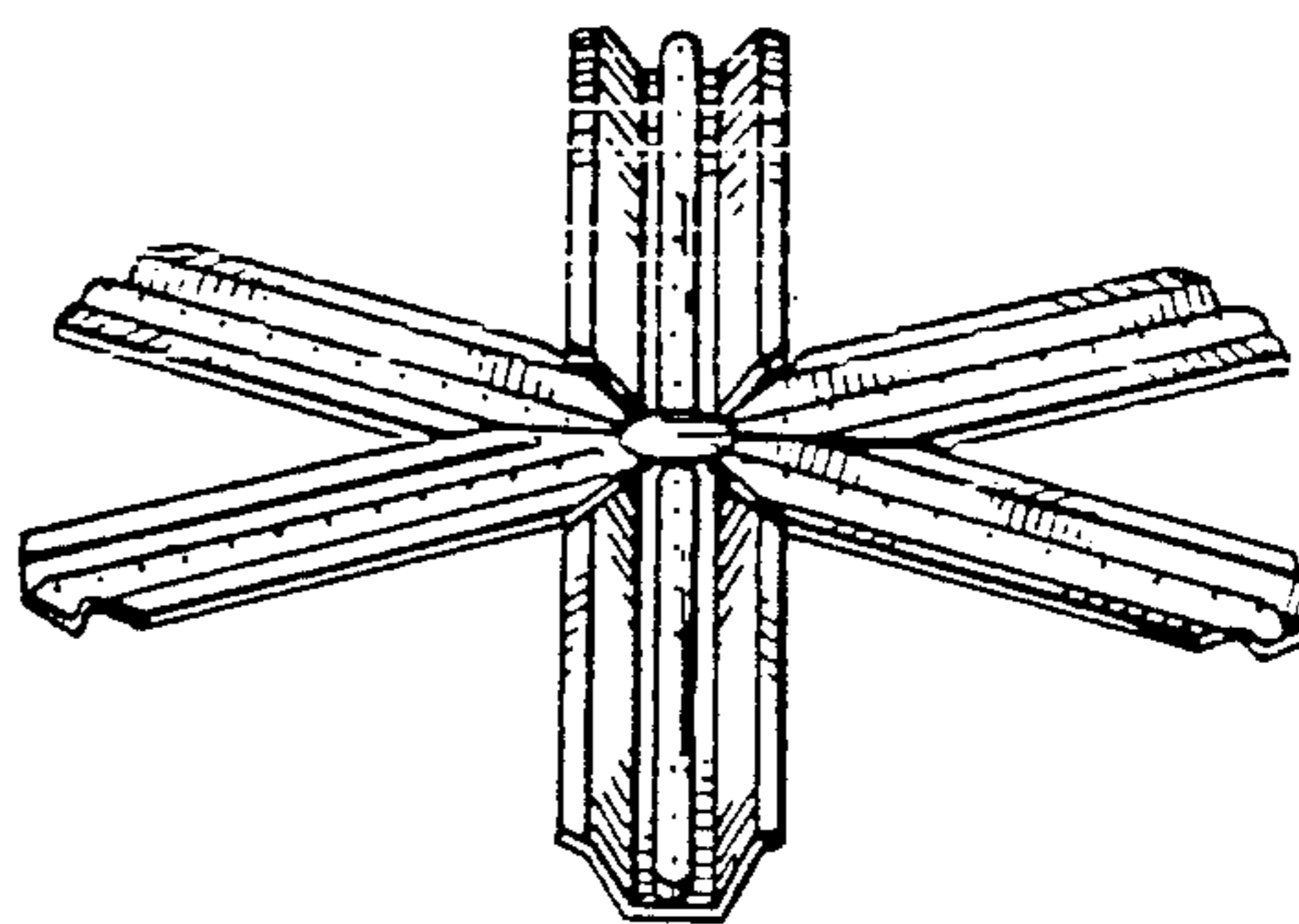


FIG. 3