

United States Patent [19]

Schneider

[11] Patent Number: Des. 315,059

[45] Date of Patent: ** Mar. 5, 1991

[54] INTERDENTAL BRUSH HANDLE

[75] Inventor: Peter Schneider, Koenigstein, Fed. Rep. of Germany

[73] Assignee: Gillette Canada Inc., Montreal, Canada

[**] Term: 14 Years

[21] Appl. No.: 188,786

[22] Filed: Apr. 28, 1988

[52] U.S. Cl. D4/104

[58] Field of Search D4/100-101, D4/104-114; D24/10-11; D28/64; 15/105-106, 143 R, 145, 159 R, 167.1-167.3, 171-173, 176.1-176.6, 200-206; 132/308-311, 321-328; 433/163-164

[56] **References Cited**

U.S. PATENT DOCUMENTS

D. 108,852	3/1938	Herrick et al.	D4/104
D. 257,192	10/1980	Moses	D4/104
D. 262,236	12/1981	Tarrson et al.	D24/11
D. 262,315	12/1981	Tarrson et al.	D24/11
D. 262,316	12/1981	Tarrson et al.	D24/11
D. 290,552	6/1987	Hukuba	D4/104
1,676,715	7/1928	Snyder	433/163

3,559,226	2/1971	Burns	15/167.1
4,030,199	6/1977	Russell	15/206 X
4,222,143	9/1980	Tarrson et al.	15/105
4,274,174	6/1981	Ertel	15/143 R
4,679,273	7/1987	Okin	15/167.1

Primary Examiner—Wallace R. Burke
Assistant Examiner—Lavone D. Tabor
Attorney, Agent, or Firm—John P. Morley

[57] **CLAIM**

The ornamental interdental toothbrush handle, as shown and described.

DESCRIPTION

FIG. 1 is a perspective view of an interdental toothbrush handle showing my new design;
FIG. 2 is a side elevational view, the opposite side being a mirror image thereof;
FIG. 3 is a bottom plan view thereof;
FIG. 4 is a top plan view thereof;
FIG. 5 is a front elevational view thereof;
FIG. 6 is a rear elevational view thereof;
FIG. 7 is an enlarged fragmentary top perspective view thereof; and
FIG. 8 is a bottom perspective view thereof.
The broken line showing of bristles is for illustrative purposes only and forms no part of the claimed design.

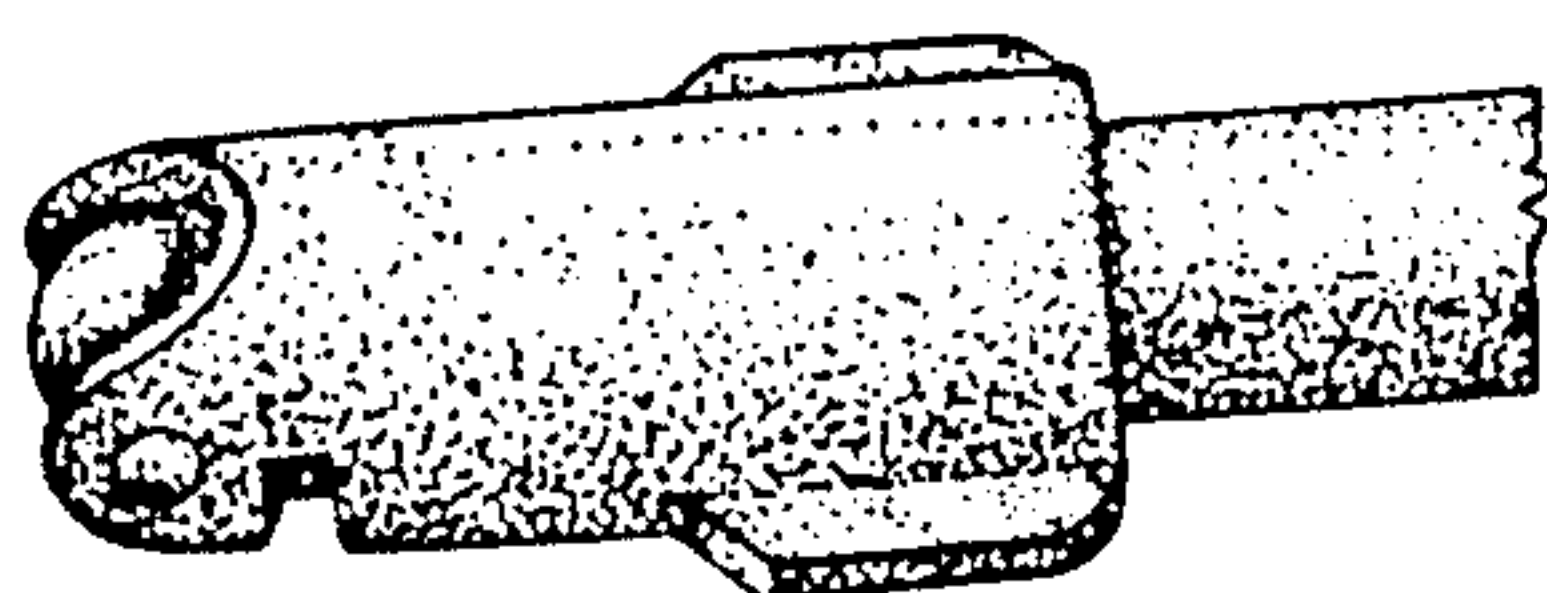
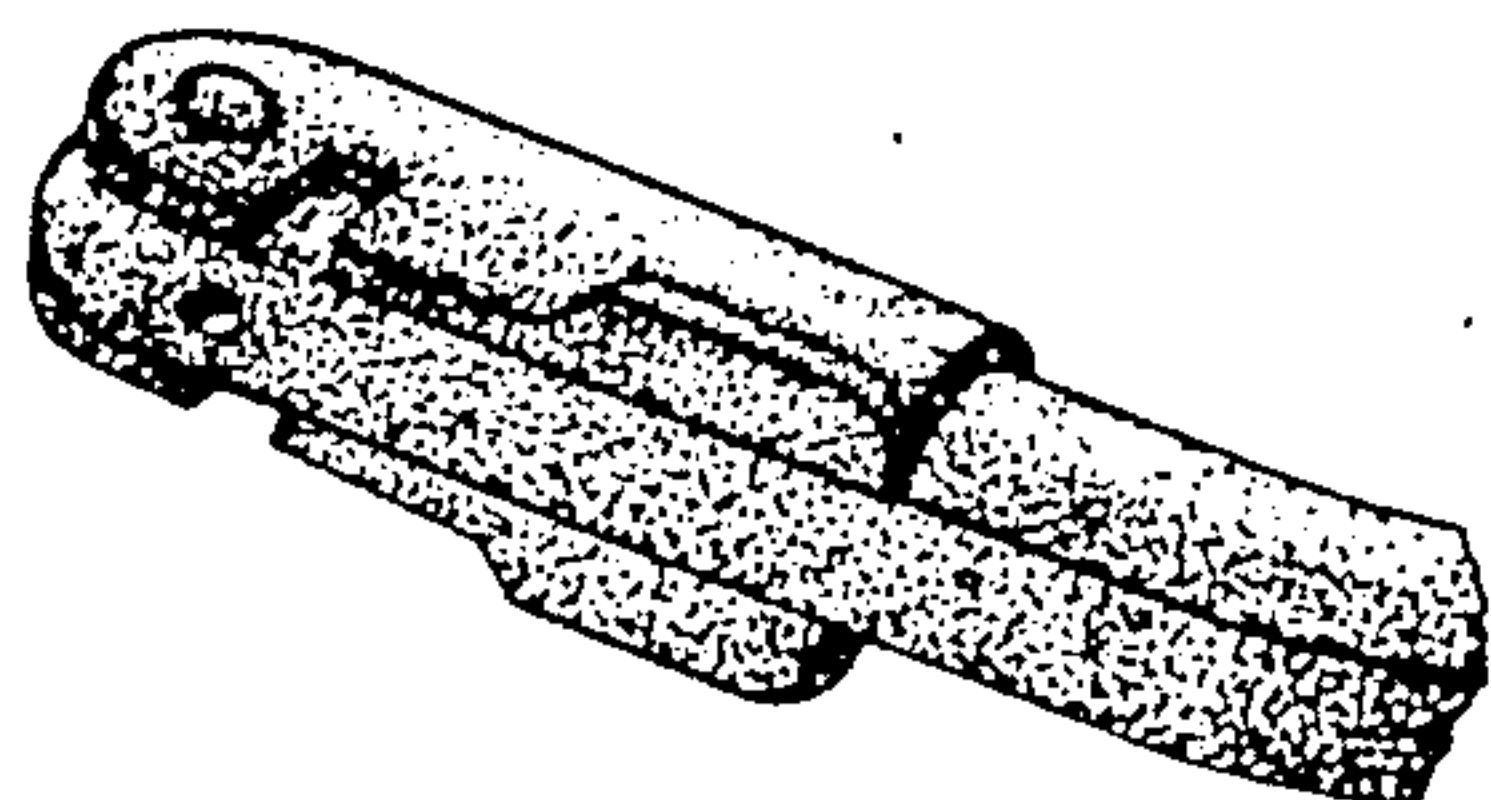
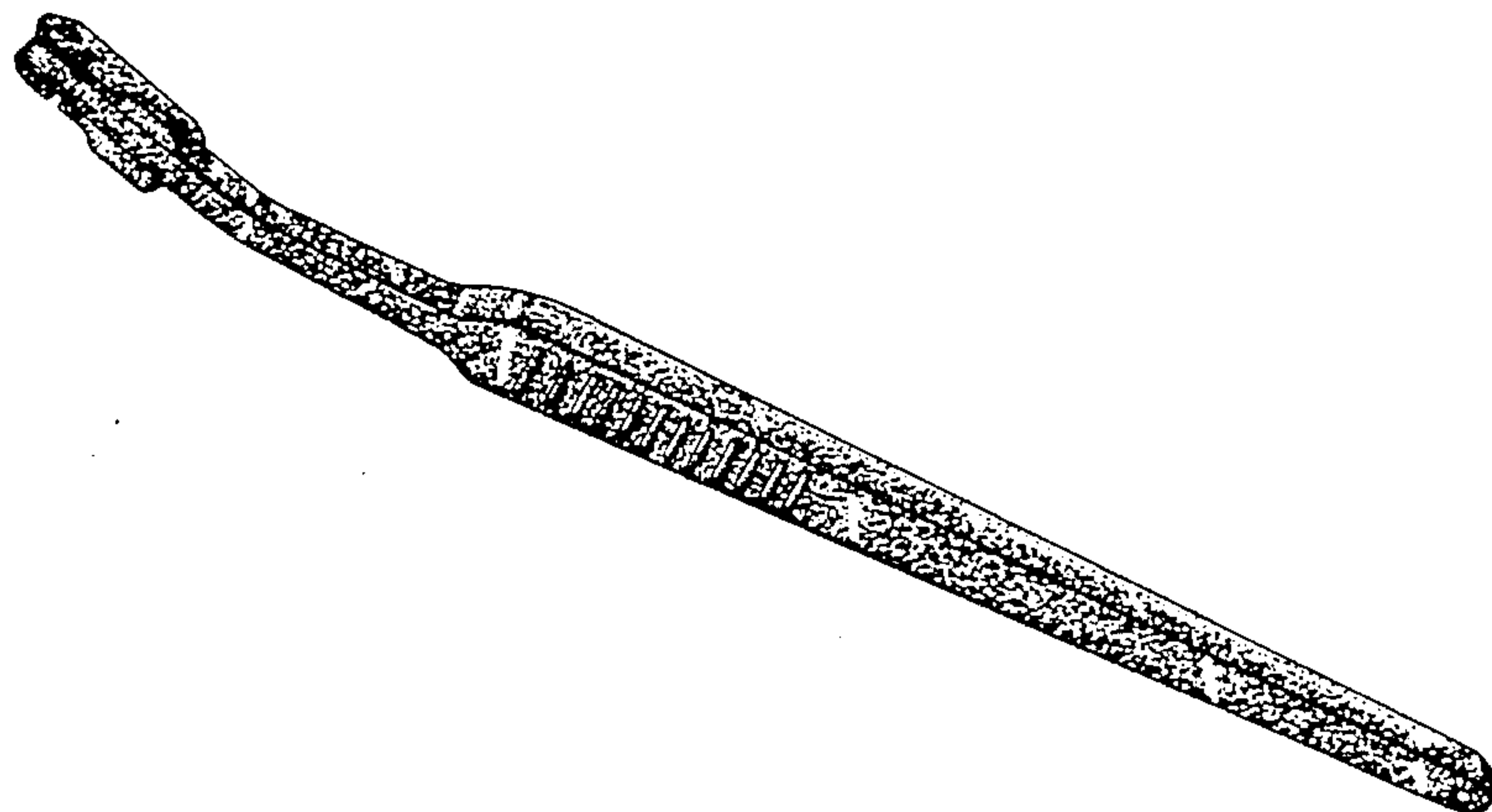


FIG. 1

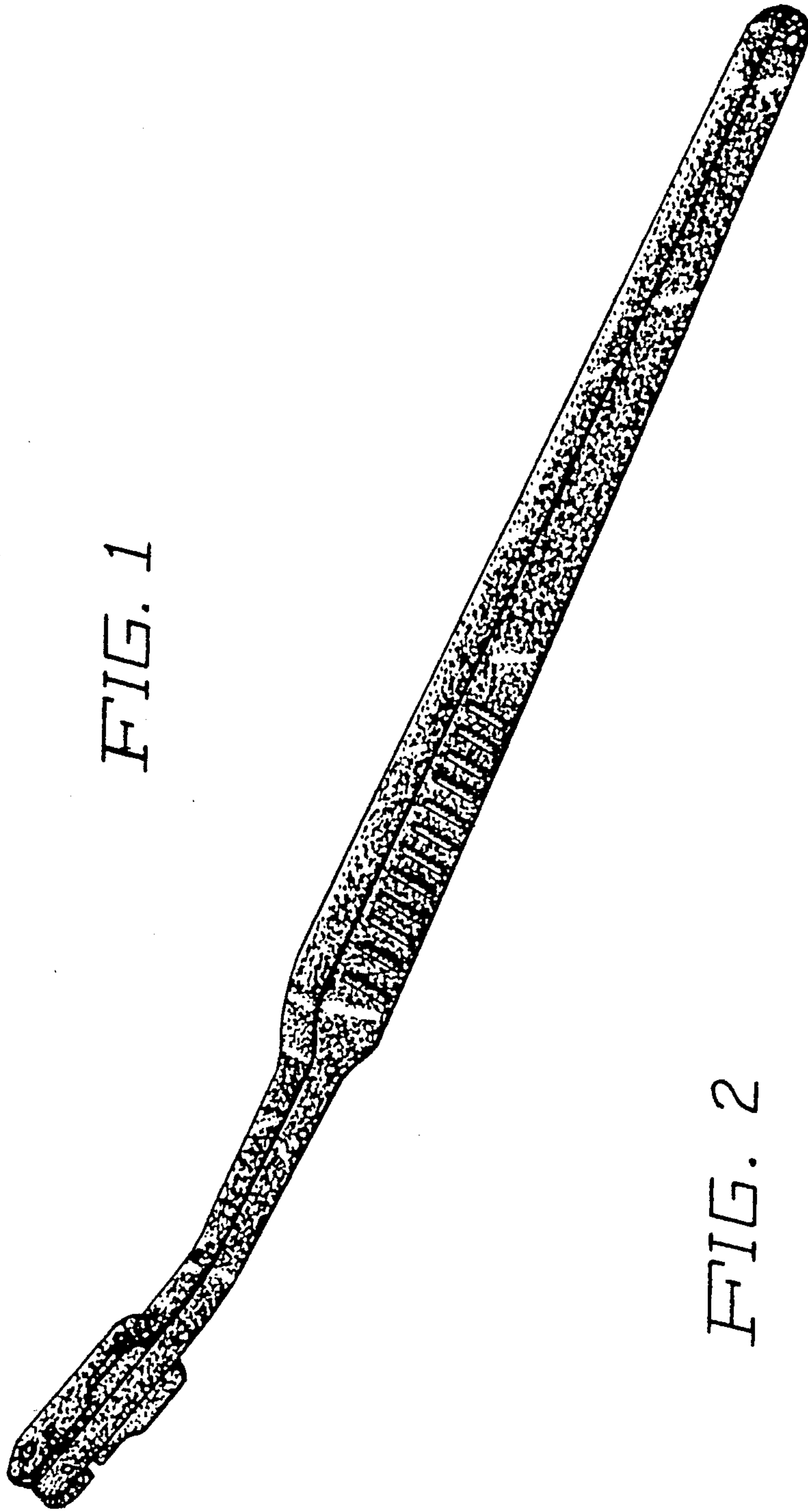


FIG. 2

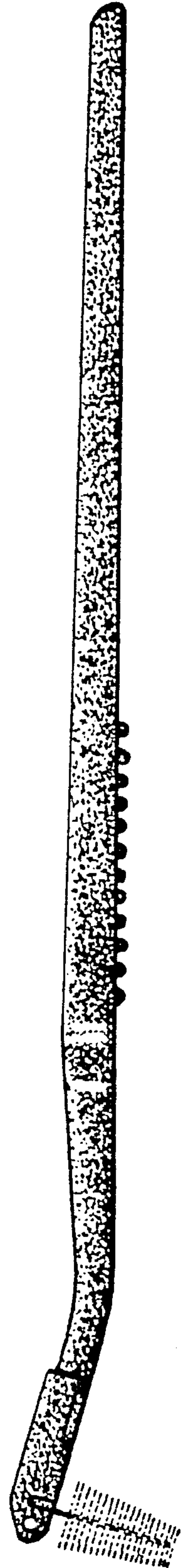


FIG. 3




FIG. 4




FIG. 5



FIG. 6



FIG. 7

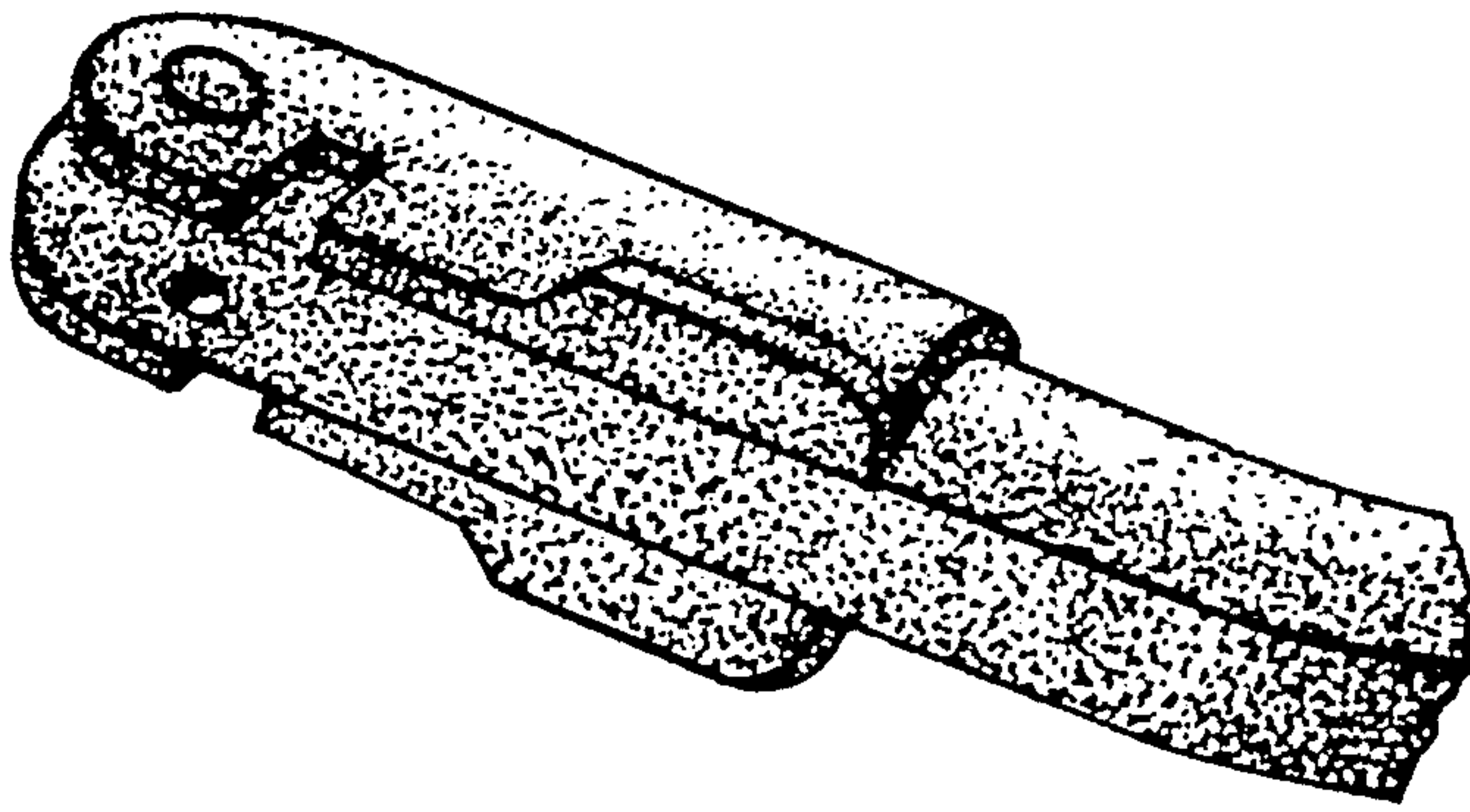


FIG. 8

