

United States Patent [19]

Bush et al.

[11] Patent Number: **Des. 315,050**

[45] Date of Patent: **** Mar. 5, 1991**

[54] **SHORTS**

[75] Inventors: **Christopher L. Bush, Pineville, N.C.;
Linda S. Hollis, Stanford, Ky.**

[73] Assignee: **Scott Paper Company, Philadelphia,
Pa.**

[**] Term: **14 Years**

[21] Appl. No.: **102,525**

[22] Filed: **Sep. 29, 1987**

[52] U.S. Cl. **D2/10; D2/6;
D2/7; D2/28; D2/42; D24/50**

[58] Field of Search **D2/4, 6-11,
D2/13, 25, 28-43, 45, 80-82, 180, 183, 189, 191,
193, 196, 208, 209, 212, 223, 224; D3/100;
D5/32, 43, 62; D21/238; D24/49, 50, 51; 2/2.1
R, 2.1 A, 47, 67, 70, 71, 74-76, 78 A, 79, 80, 84,
95, 3, 107, 212, 218, 220, 221, 223, 227, 229,
400, 401, 403, 404; 428/919**

[56] **References Cited**

U.S. PATENT DOCUMENTS

D. 275,619 9/1984 Birring D2/10
1,653,483 12/1927 Stephens D2/7
3,059,459 10/1962 Morgan D2/10
3,192,926 7/1965 Callaghan D24/50

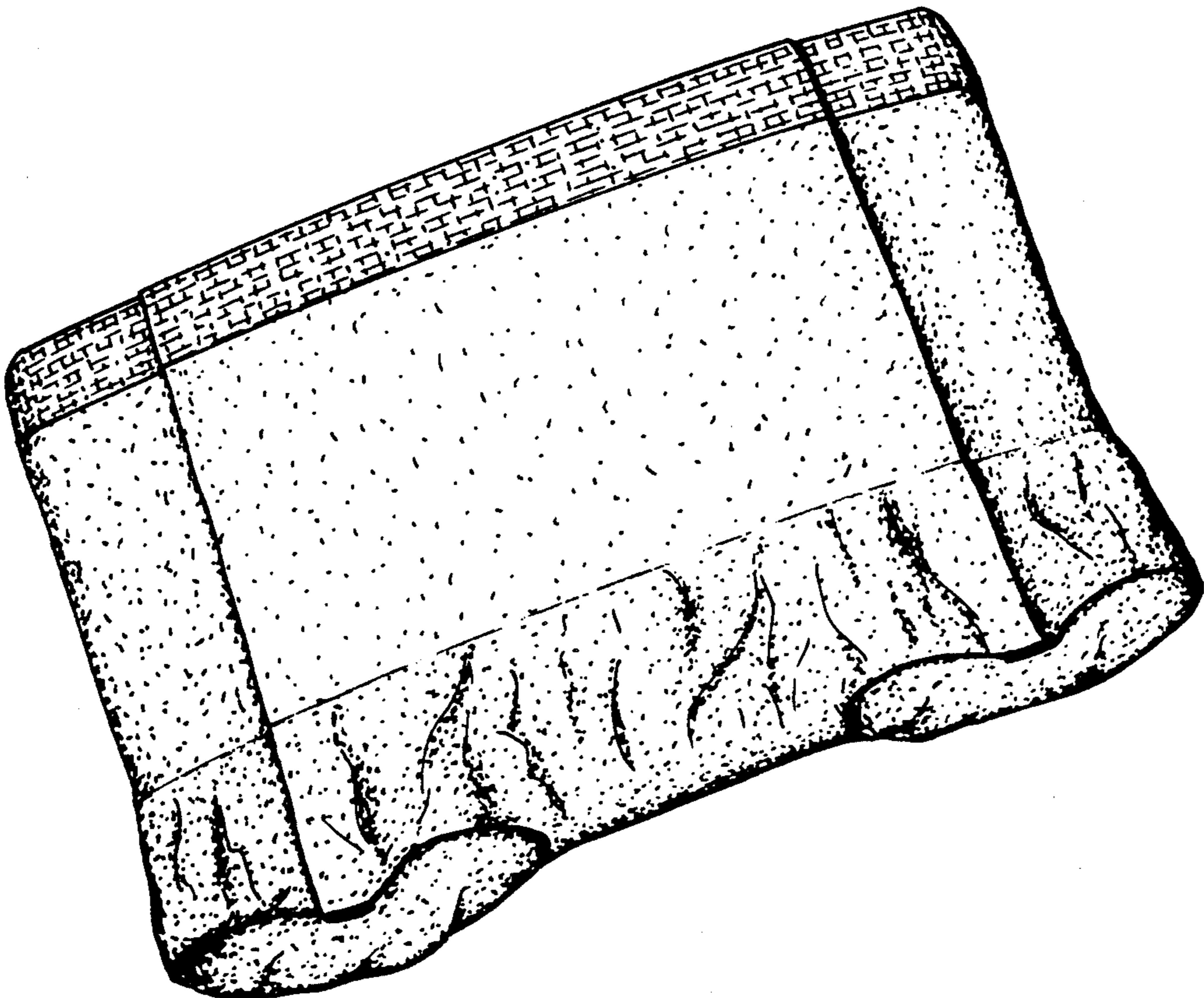
Primary Examiner—A. Hugo Word
Assistant Examiner—Celia A. Murphy
Attorney, Agent, or Firm—John W. Kane, Jr.; John A. Weygandt; Mark G. Bocchetti

[57] **CLAIM**

The ornamental design for shorts, as shown and described.

DESCRIPTION

FIG. 1 is a front perspective view of shorts showing our new design;
FIG. 2 is a rear perspective view thereof; and
FIG. 3 is an inside plan view thereof the design shown open and spread flat.



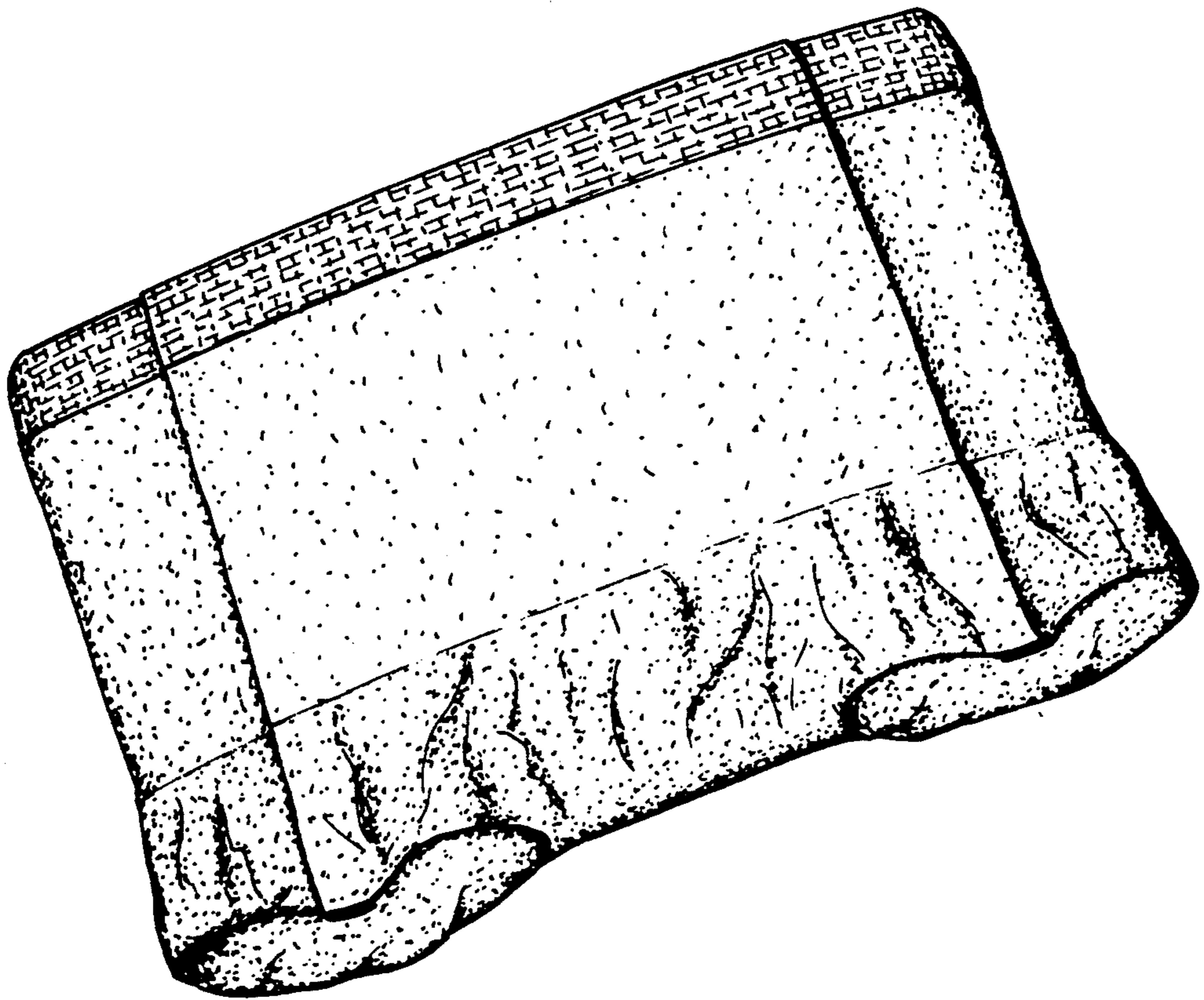


Fig. 1

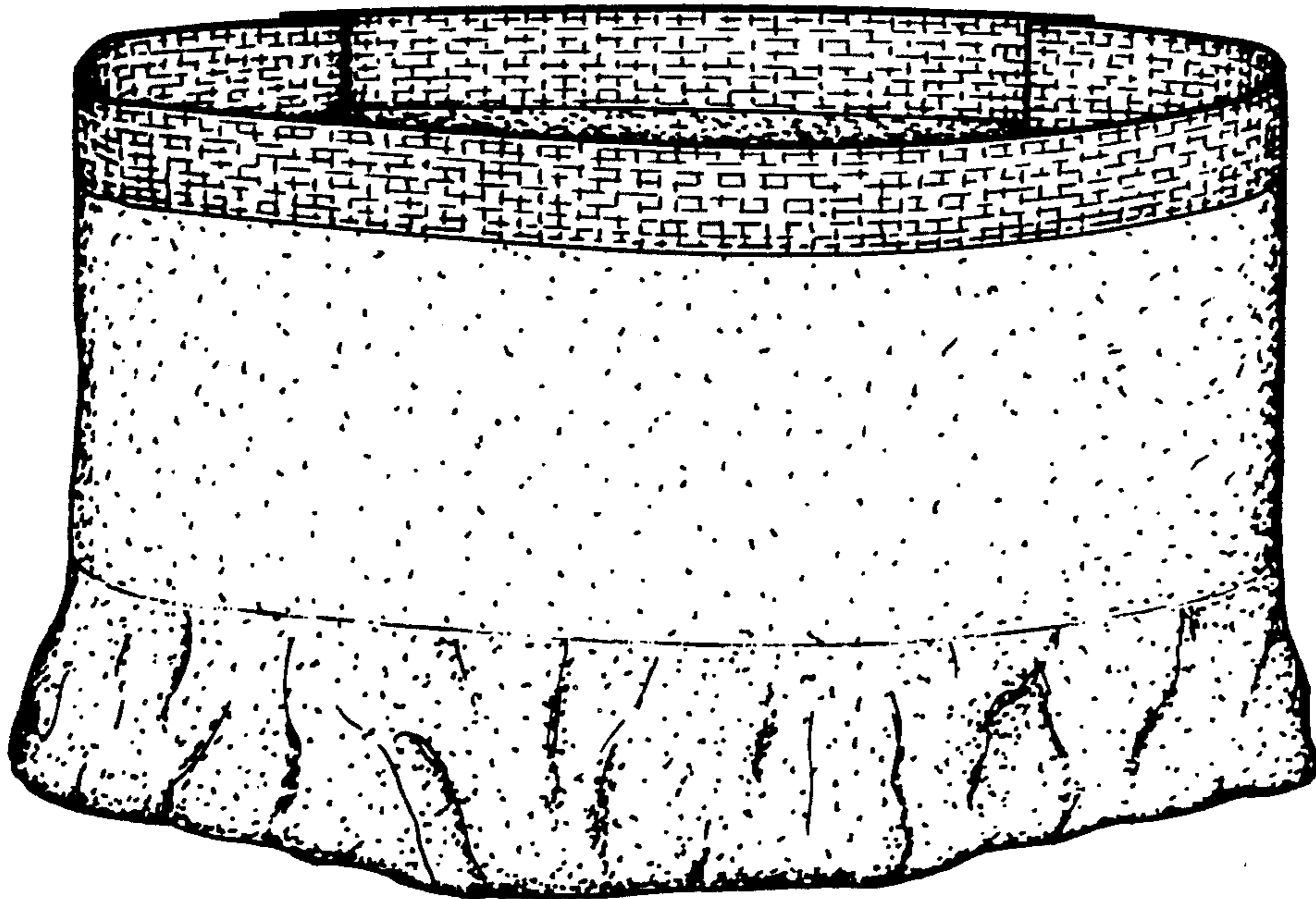


Fig. 2

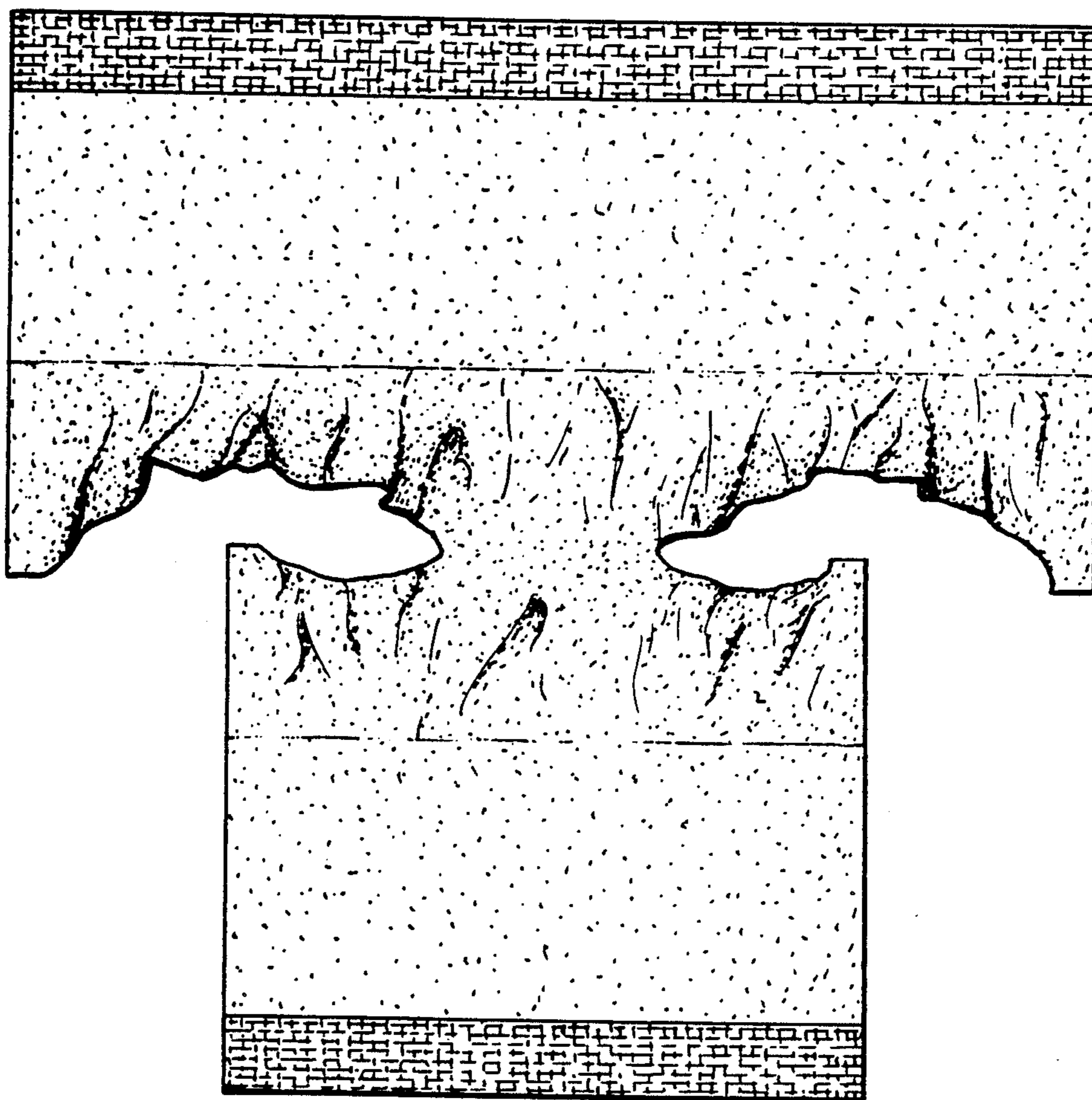


Fig. 3