

[54] **DECORATIVE CEILING ARCH** 529,719 11/1894 Ells D25/155

[75] **Inventor: Jonathan Grey, Midhurst, England**

[73] **Assignee: Smallbone plc, Reading, England**

[**] **Term: 14 Years**

[21] **Appl. No.: 134,894**

[22] **Filed: Dec. 18, 1987**

[30] **Foreign Application Priority Data**

Jun. 19, 1987 [GB] United Kingdom 1043006

[52] **U.S. Cl. D25/58**

[58] **Field of Search D25/55, 58, 152, 154, D25/155; 52/86, 88, 222, 241, 329, 337, 339, 484, 478, 489, 664, 668; D6/491; D8/354, 349, 380, 381**

[56] **References Cited**

U.S. PATENT DOCUMENTS

D. 285,269 8/1986 Cope D6/491

OTHER PUBLICATIONS

Cumberland Woodcraft Co. 1985-1986 catalog, (28) bottom of page, item number VPS 966.

Cumberland Woodcraft Co. 1985-1986 catalog, p. 14, top left of page, first item, number 1080.

Primary Examiner—A. Hugo Word
Assistant Examiner—Doris Clark
Attorney, Agent, or Firm—Darby & Darby

[57] **CLAIM**

The ornamental design for a decorative ceiling arch, as shown.

DESCRIPTION

FIG. 1 is a front elevational view decorative ceiling arch showing my new design;
FIG. 2 is a top plan view thereof;
FIG. 3 is a bottom plan view thereof; and
FIG. 4 is an end elevational view thereof.

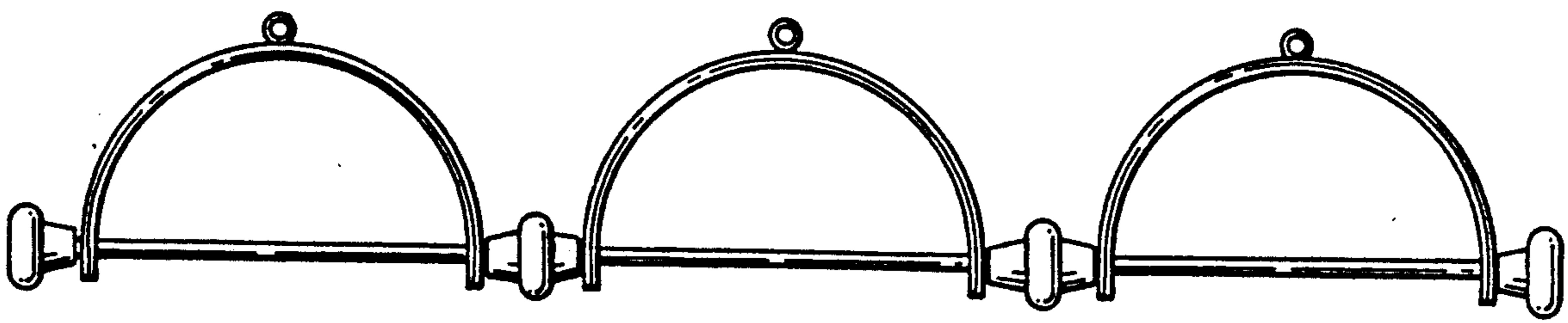


FIG. 1

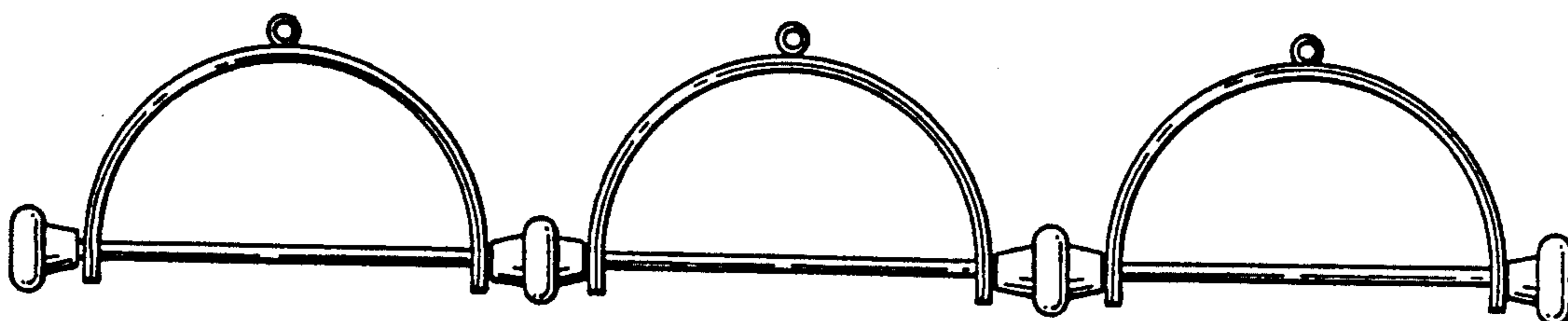


FIG. 2




FIG. 3




FIG. 4