

[54] FISHING ROD HOLDER

[76] Inventor: Howard D. Koga, 2110 N. Poinsettia St., Santa Ana, Calif. 92706

[**] Term: 14 Years

[21] Appl. No.: 277,048

[22] Filed: Nov. 28, 1988

[52] U.S. Cl. D22/147

[58] Field of Search D22/147; 43/21.2; 248/514, 515, 530, 533, 534, 538, 545

[56] References Cited

U.S. PATENT DOCUMENTS

D. 187,276	2/1960	Poglein	D22/147
D. 194,611	2/1963	Faulkner	D22/147
D. 205,289	7/1966	Ring	D22/147
D. 260,114	8/1981	Cecchetti	D22/147
1,537,237	5/1925	Kaestner	D22/147 X
2,059,921	11/1936	Weiss	D22/147 X
2,139,826	12/1938	Huntly	248/545
2,293,305	8/1942	Oldham	43/21.2

2,423,933	7/1947	Gosh	43/21.2
2,561,046	7/1951	Brooks	248/515
3,341,157	9/1967	Duncan	248/538 X
3,669,390	6/1972	Nielson	43/21.2 X
4,124,190	11/1978	Wheeler	248/538
4,877,165	10/1989	Behrle	43/21.2

Primary Examiner—A. Hugo Word
Assistant Examiner—Doris V. Coles
Attorney, Agent, or Firm—Knobbe, Martens, Olson & Bear

[57] CLAIM

The ornamental design for a fishing rod holder, as shown and described.

DESCRIPTION

FIG. 1 is a front elevational view of a fishing rod holder, showing my new design;
FIG. 2 is a right side elevational view thereof;
FIG. 3 is a left side elevational view thereof;
FIG. 4 is a rear elevational view thereof;
FIG. 5 is a top plan view thereof; and
FIG. 6 is a bottom plan view thereof.

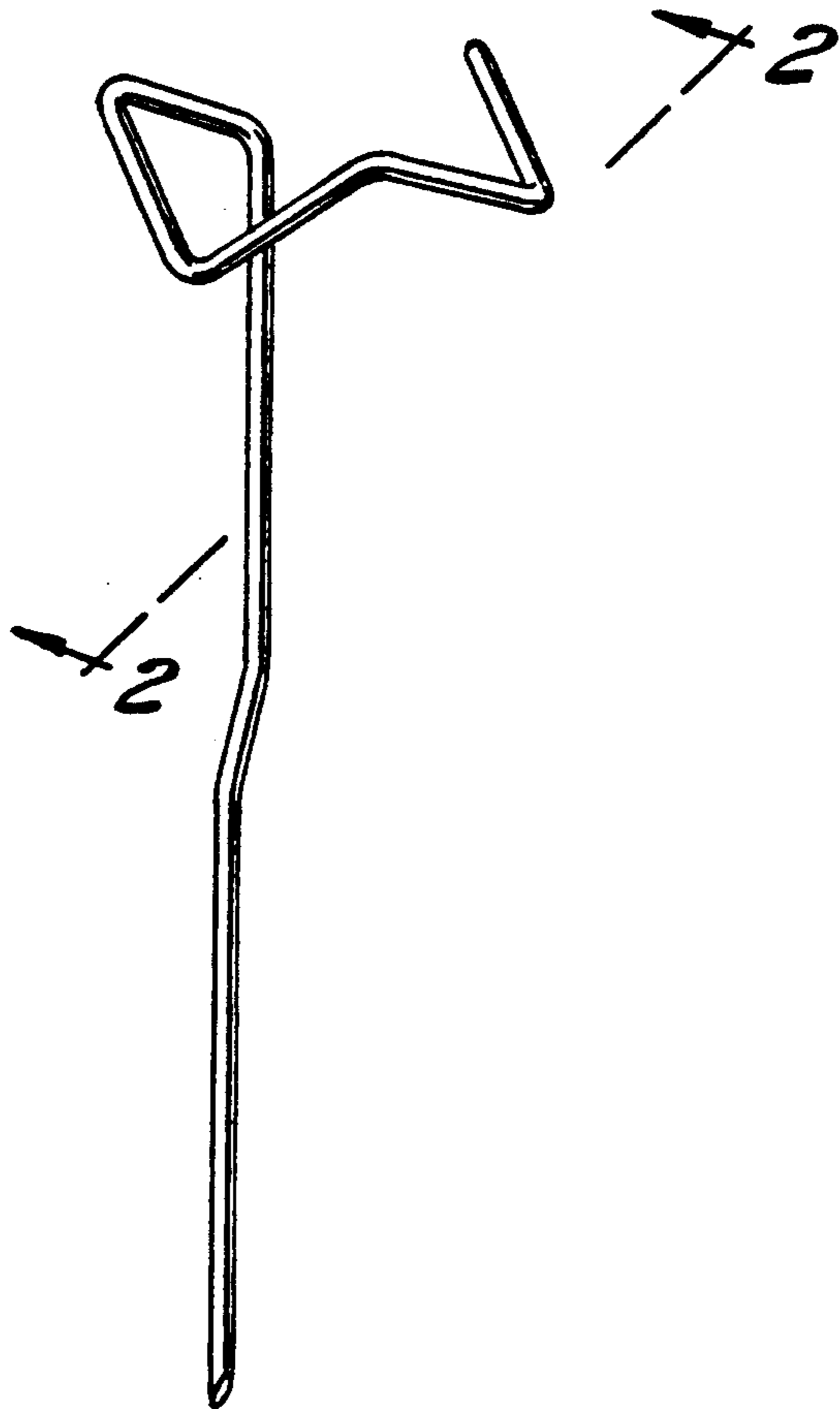


Fig. 1

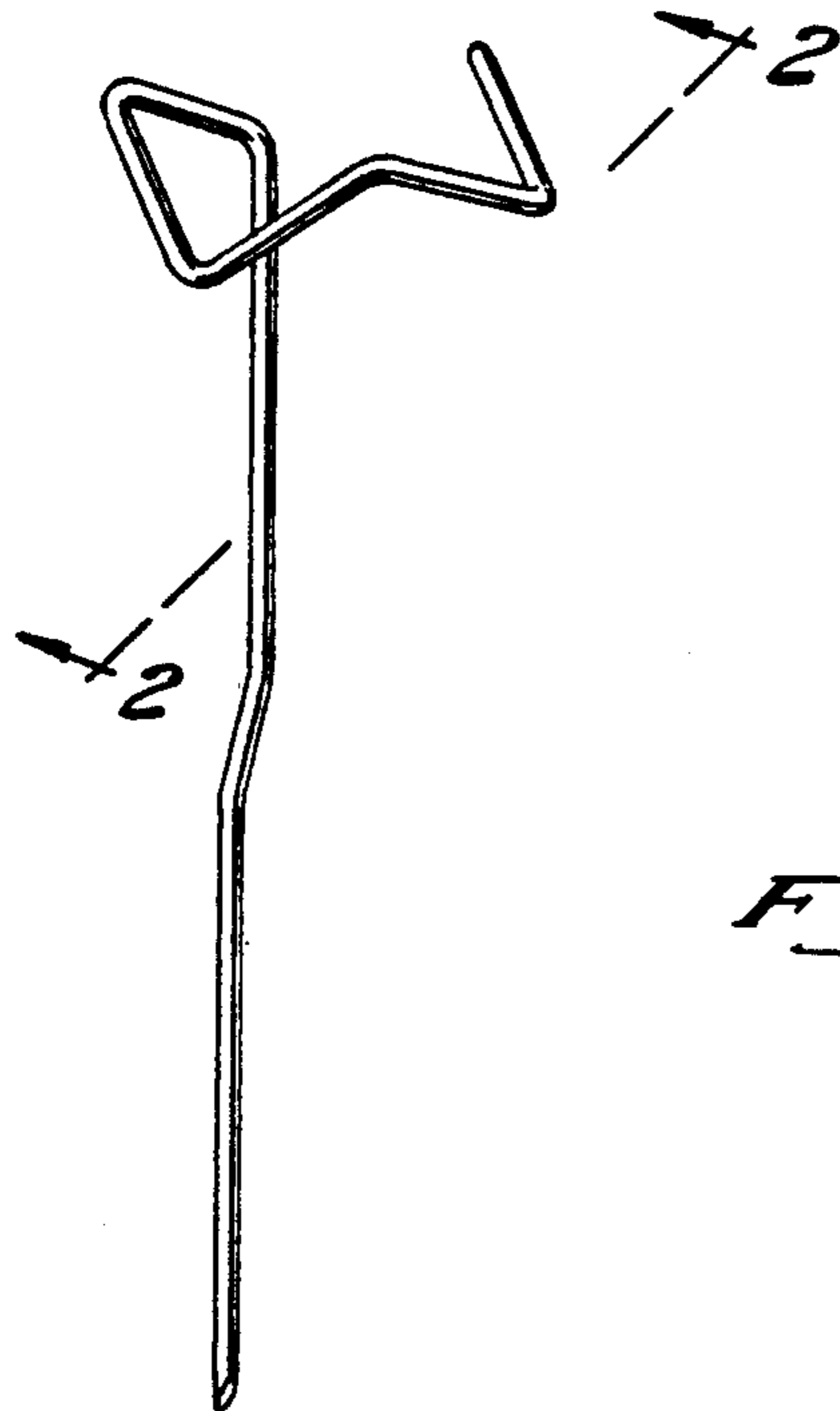


Fig. 4

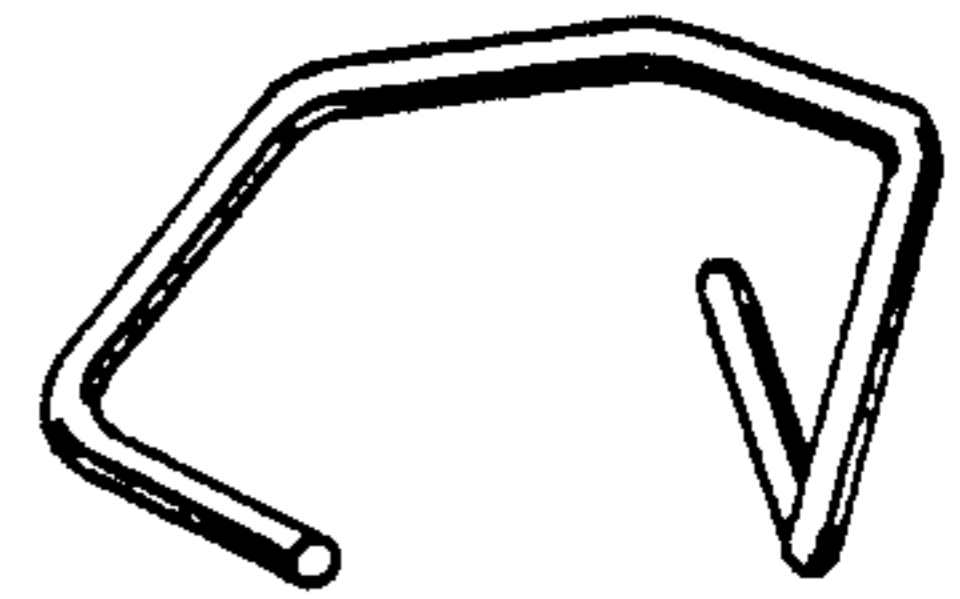


Fig. 2

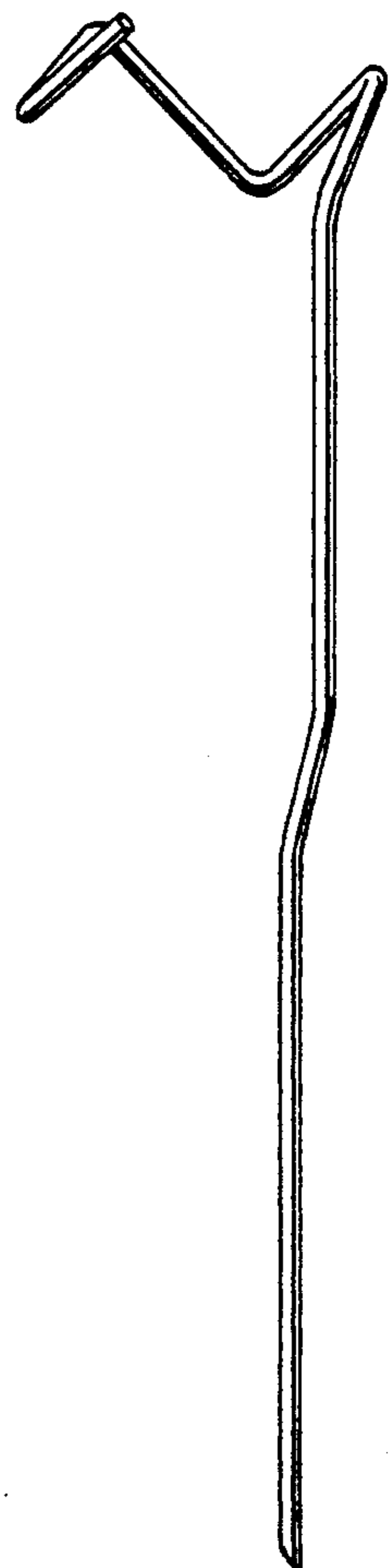
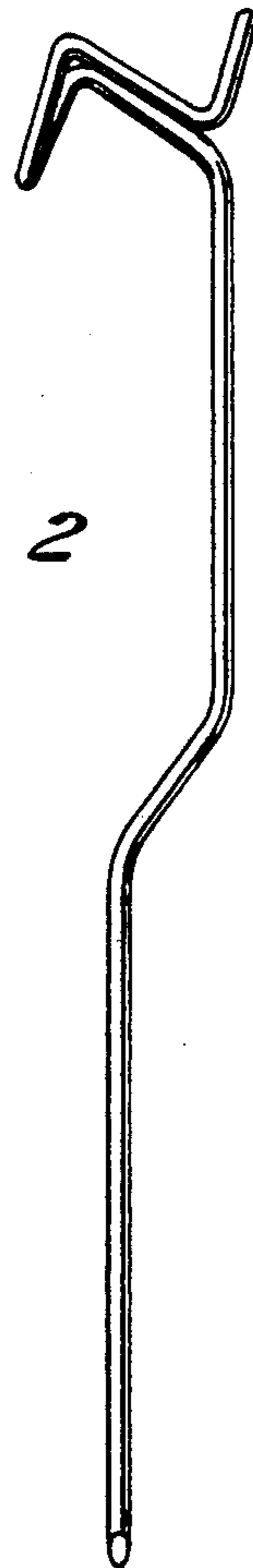


Fig. 3

Fig. 5

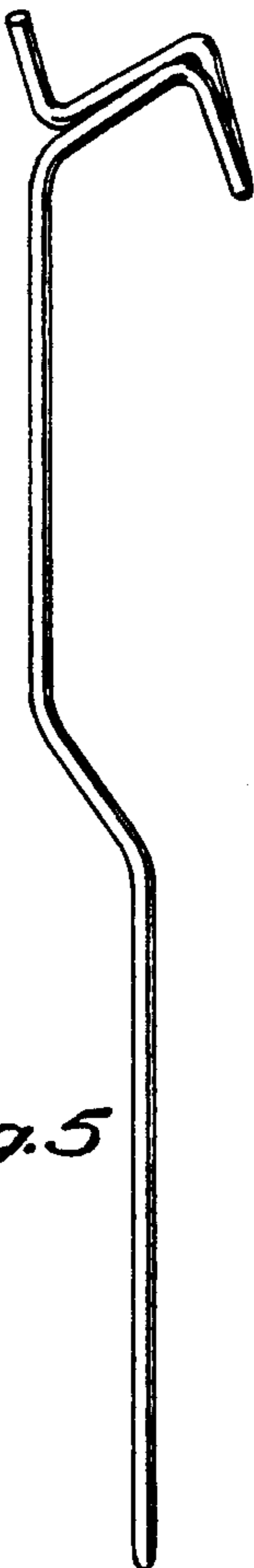


Fig. 6

