

[54] **FILE BOX**

[75] **Inventor:** H. Charles Hassel, Los Angeles, Calif.

[73] **Assignee:** MicroComputer Accessories, Inc., Los Angeles, Calif.

[**] **Term:** 14 Years

[21] **Appl. No.:** 117,647

[22] **Filed:** Nov. 5, 1987

[52] **U.S. Cl.** D19/75; D19/86; D19/90

[58] **Field of Search** D19/65, 75, 86, 90, D19/91, 92, 95, 99, 100; 206/214, 215, 425

[56] **References Cited**

U.S. PATENT DOCUMENTS

D. 282,410	2/1986	Ekuan	D19/90 X
D. 285,098	8/1986	Ermanski et al.	D19/90
D. 289,181	4/1987	Solomon	D19/90

OTHER PUBLICATIONS

Pp. 22, 23, 25, 25 & 26, Moore Computer Supplies, P.O. Box 20, Wheeling, Ill. 60090, publication date unknown.
Pp. 81 & 82, Misco Catalog, One Misco Plaza, Holmdel, NJ 07733, publication date unknown.
Sell Sheet, SRW Computer Components Co., Inc., 18385 Bandilier Circle, Fountain Valley, Calif. 92708, publication date unknown.
Pp. 8, Wright Line Catalog, address unknown, publication date unknown.

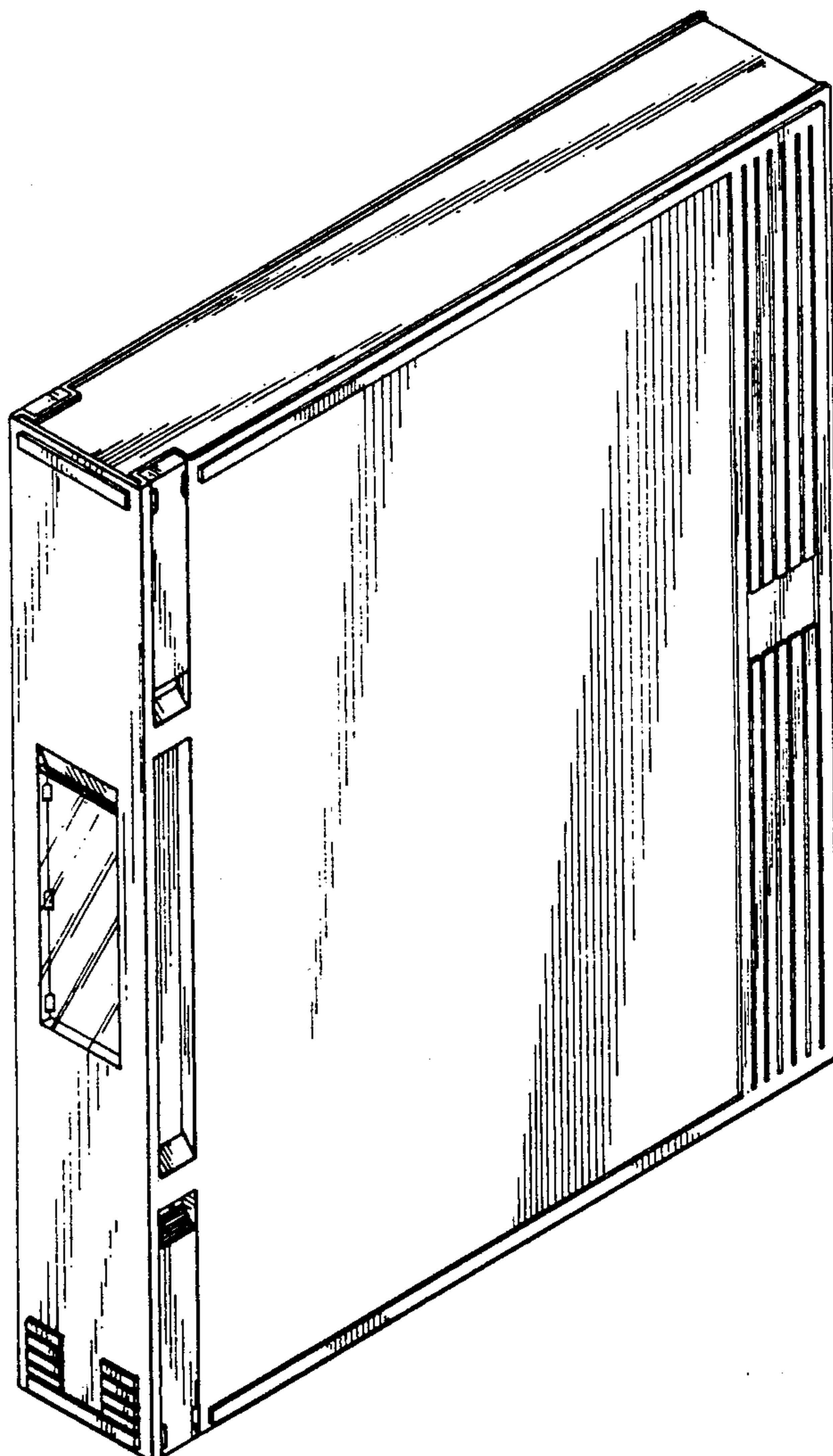
Primary Examiner—Bruce W. Dunkins
Assistant Examiner—Martha Thompson
Attorney, Agent, or Firm—Richard B. O'Planick

[57] **CLAIM**

The ornamental design for file box, as shown and described.

DESCRIPTION

FIG. 1 is a left front perspective view of a file box showing my new design;
FIG. 2 is a bottom plan view;
FIG. 3 is a front elevational view;
FIG. 4 is a rear elevational view;
FIG. 5 is a right side elevational view; and
FIG. 6 is a left side elevational view thereof.



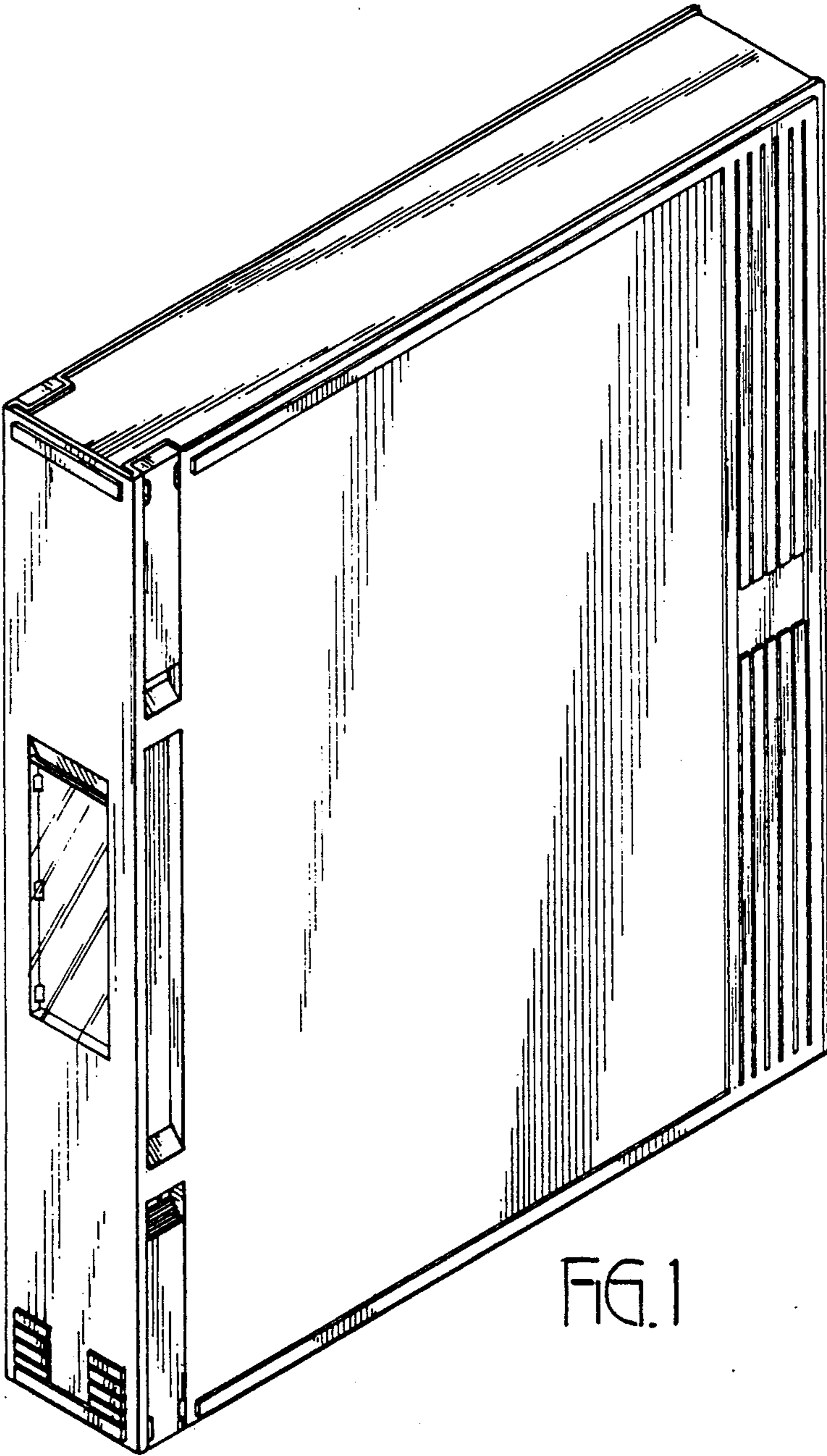


FIG. 1




FIG. 2




FIG. 3




FIG. 4

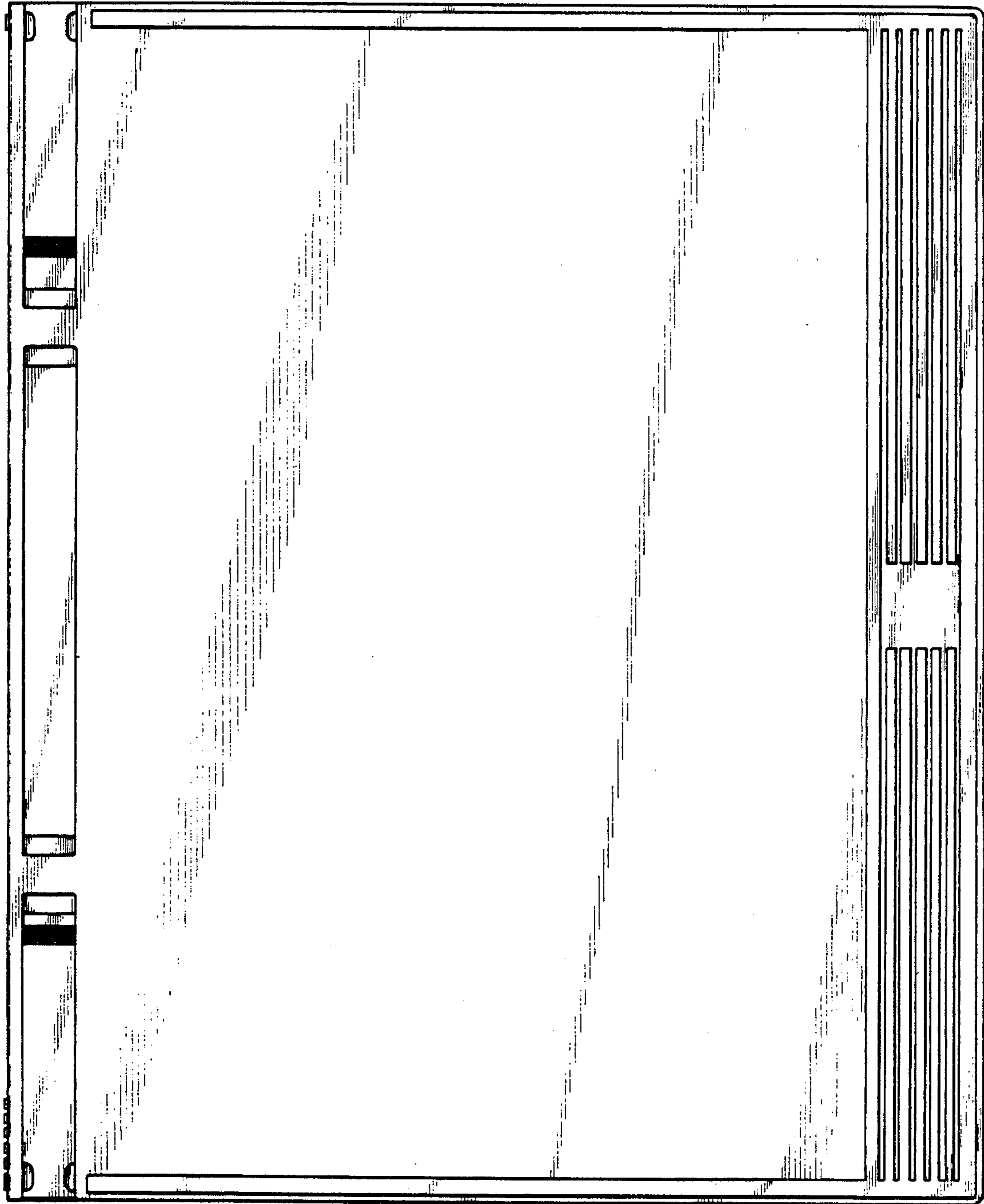


FIG. 5




FIG. 6