

[54] **WRITING INSTRUMENT**

[76] **Inventor:** Michael H. Gonzales, 806 Sladkey Ave., Mountain View, Calif. 94040

[**] **Term:** 14 Years

[21] **Appl. No.:** 119,987

[22] **Filed:** Nov. 13, 1987

[52] **U.S. Cl.** D19/51; D19/43;
D19/57

[58] **Field of Search** D19/35, 36, 41-51,
D19/54-58; 24/56; 401/196, 202, 243

[56] **References Cited**

U.S. PATENT DOCUMENTS

- D. 140,727 4/1945 Goldman D19/51
- D. 246,800 12/1977 Wang D24/56
- D. 303,991 10/1989 Murphy D19/36

OTHER PUBLICATIONS

Bainbridge, Kimpton & Haupt, Inc., ©1962, p. 322, see China Marker top left.

Visual Systems Company, Inc., ©1986, see Circled Marker, upper center.

Bainbridge, Kimpton & Haupt, Inc., ©1962, see Moistex Moistner right center, p. 282.

B. A. Pargh Co., 1985-1986 Fall-Winter, see Fisher Pen lower right corner.

Primary Examiner—Bruce W. Dunkins

Assistant Examiner—Martha Thompson

Attorney, Agent, or Firm—Flehr, Hohbach, Test, Albritton & Herbert

[57] **CLAIM**

The ornamental design for a writing instrument, as shown and described.

DESCRIPTION

FIG. 1 is a front elevational view of a writing instrument showing my new design, with a portion of the cap member broken away for convenience of illustration;

FIG. 2 is a top plan view;

FIG. 3 is a cross-sectional view taken along line 3—3 in FIG. 1; and

FIG. 4 is a bottom plan view thereof.

The rear of the writing instrument is a mirror image of the front.

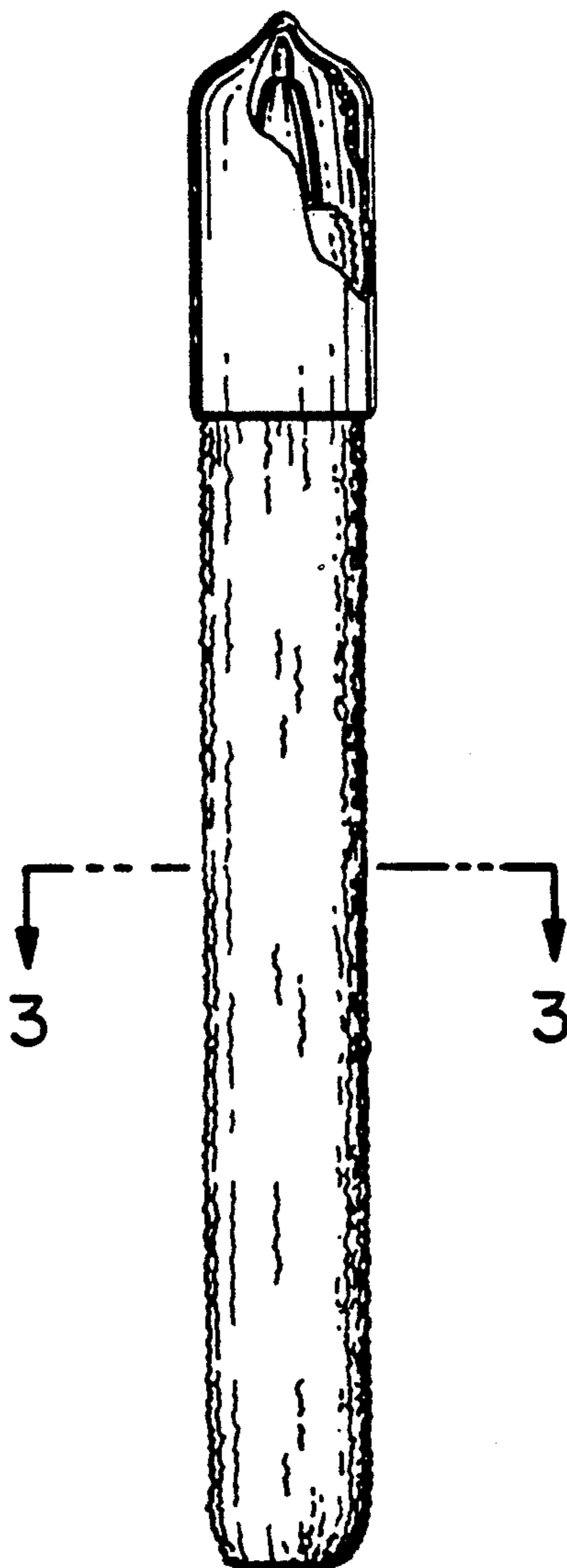


FIG 1

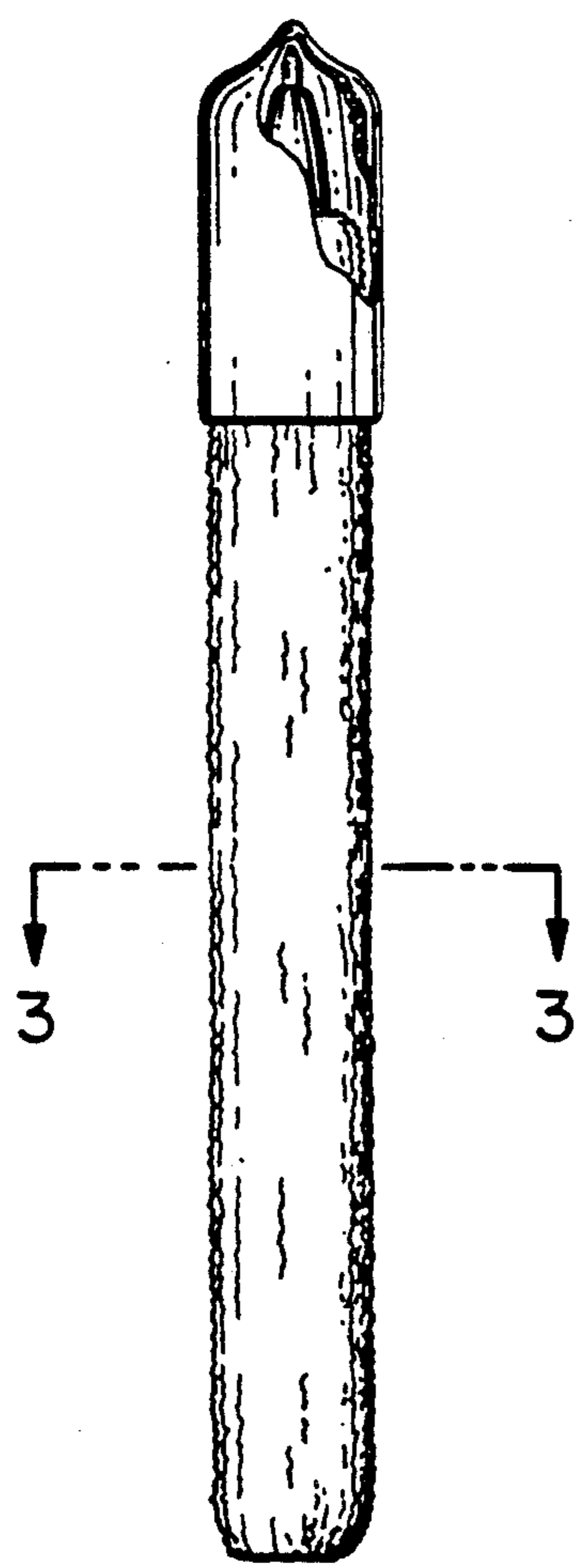


FIG 2



FIG 3




FIG 4

