

[54] FOLDER

[75] Inventor: Jon R. Wyant, Spring Valley, Ohio

[73] Assignee: The Mead Corporation, Dayton, Ohio

[\*\*] Term: 14 Years

[21] Appl. No.: 319,230

[22] Filed: Mar. 6, 1989

[52] U.S. Cl. .... D19/27

[58] Field of Search ..... D19/1, 2, 3, 4; 493/947; 283/70; 402/75; 206/620, 215; 229/68 R, 71, 72, 73, 92.5, 75; 281/19.1, 16, 17, 30, 29, 35, 36, 15.1, 27, 15 B, 23, 28, 45, 20, 31, 32, 33, 34

[56] References Cited

U.S. PATENT DOCUMENTS

|            |         |                |       |          |
|------------|---------|----------------|-------|----------|
| D. 267,152 | 12/1982 | Nerlinger, Jr. | ..... | D19/3    |
| 2,982,322  | 5/1961  | Seitz          | ..... | 229/72 X |
| 3,847,195  | 11/1974 | Tyrseck        | ..... | 229/72 X |
| 3,858,790  | 1/1975  | Humphrey       | ..... | 281/31 X |

|           |         |               |       |           |
|-----------|---------|---------------|-------|-----------|
| 3,933,294 | 1/1976  | Meenen et al. | ..... | 229/1.5 R |
| 4,886,299 | 12/1989 | Ducorday      | ..... | 281/31    |

Primary Examiner—Wallace R. Burke  
Assistant Examiner—Pamela J. Schmidt  
Attorney, Agent, or Firm—Biebel, French & Nauman

[57] CLAIM

The ornamental design for a folder, as shown and described.

DESCRIPTION

FIG. 1 is an enlarged perspective view of a folder showing my new design;  
FIG. 2 is a perspective view thereof in an opened position;  
FIG. 3 is a rear elevational view thereof;  
FIG. 4 is a sectional view thereof taken along line 4—4 of FIG. 2;  
FIG. 5 is a sectional view thereof taken along line 5—5 of FIG. 2;  
FIG. 6 is a right side elevational view thereof;  
FIG. 7 is a top plan view thereof;  
FIG. 8 is a bottom plan view thereof; and  
FIG. 9 is a left side elevational view thereof.

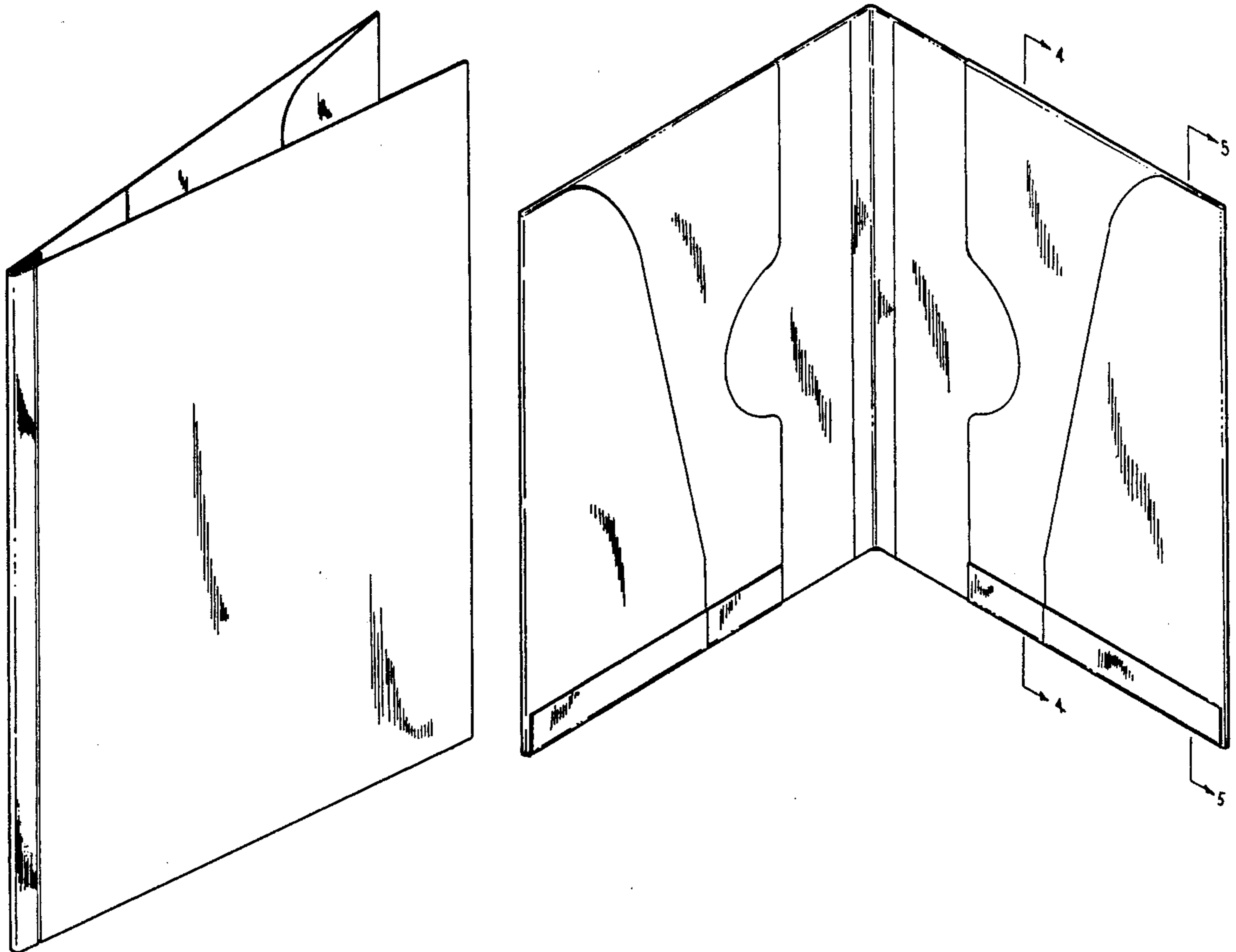


FIG-1




FIG-2

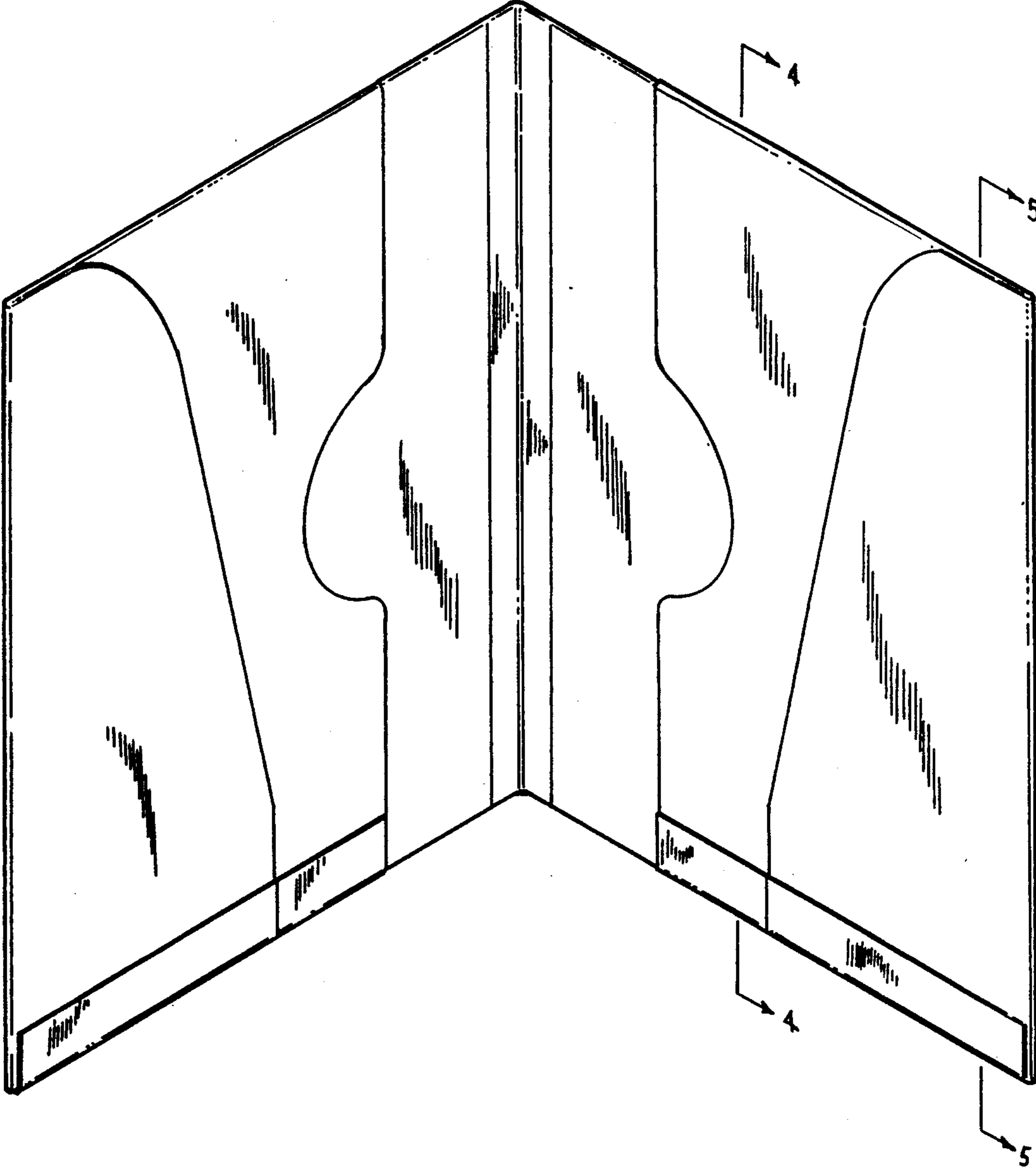


FIG-5




FIG-4

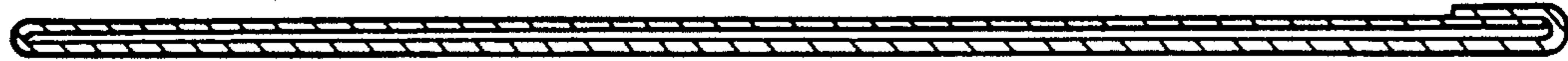


FIG-3




FIG-9




FIG-7



FIG-8



FIG-6

