

[54] **VIDEO CASSETTE RECORDER**

[75] **Inventor: Doo S. Yang, Seoul, Rep. of Korea**

[73] **Assignee: Gold Star Co., Ltd., Seoul, Rep. of Korea**

[**] **Term: 14 Years**

[21] **Appl. No.: 205,106**

[22] **Filed: Jun. 10, 1988**

[30] **Foreign Application Priority Data**

Dec. 29, 1987 [KR] Rep. of Korea 19605/1987

[52] **U.S. Cl. D14/135**

[58] **Field of Search D14/124-126,
D14/129, 134-136, 156, 160-165**

[56] **References Cited**

U.S. PATENT DOCUMENTS

| | | | | |
|------------|--------|------------------|-------|---------|
| D. 275,566 | 9/1984 | O'Leary | | D14/136 |
| D. 291,689 | 9/1987 | Nishiyama et al. | | D14/156 |
| D. 299,452 | 1/1989 | Yang | | D14/135 |
| D. 301,880 | 6/1989 | Shim | | D14/135 |
| D. 301,881 | 6/1989 | Yang | | D14/135 |

OTHER PUBLICATIONS

HFD; 10/05/87; p. 126; center-Shintom Model VCR-4010.

Video Review; Oct. 1987; p. 34; top-Panasonic model PV-4770 VCR.

Video Review; Dec. 1986; p. 13; bottom left-Magnavox model VR9565 VCR.

Video Review; Dec. 1987; p. 60; top left-Hitachi model VT-2700A VCR.


Primary Examiner—Theodore M. Shooman
Attorney, Agent, or Firm—John P. White

[57] **CLAIM**


The ornamental design for a video cassette recorder, as shown.

DESCRIPTION

FIG. 1 is a top, front and right side perspective view of a video cassette recorder showing my new design; FIG. 2 is a top plan view thereof; FIG. 3 is a front elevational view thereof; FIG. 4 is a rear elevational view thereof; FIG. 5 is a bottom plan view thereof; FIG. 6 is a right side elevational view thereof; and FIG. 7 is a left side elevational view.




F I G. 1




F I G. 2



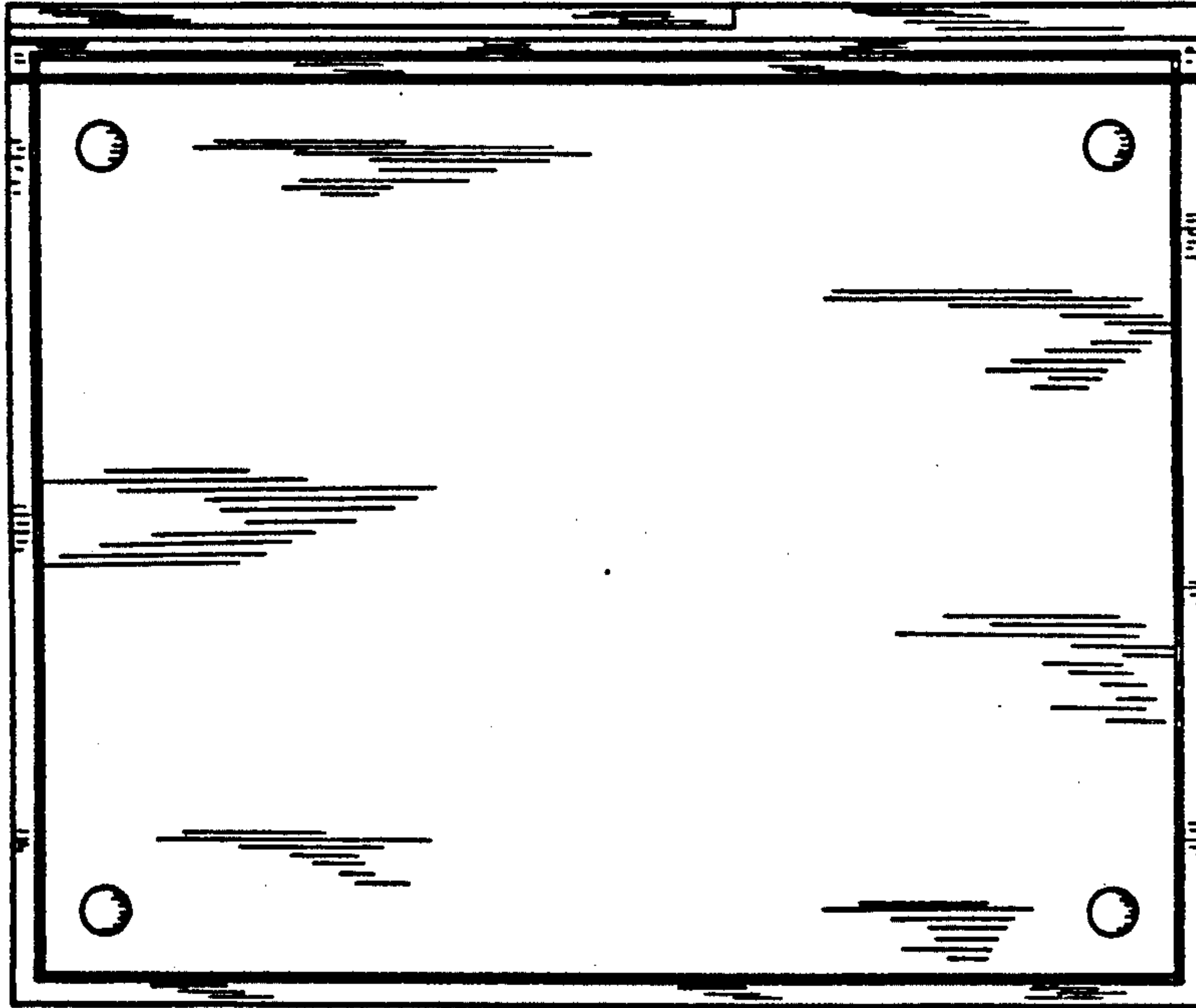
F I G. 3




F I G. 4



F I G. 5



F I G. 6



F I G. 7

