

[54] LARGE CHASSIS COMPUTER BEZEL

[75] Inventor: Robert A. Welch, Austin, Tex.

[73] Assignee: Compuadd Corporation, Austin, Tex.

[\*\*] Term: 14 Years

[21] Appl. No.: 382,574

[22] Filed: Jul. 20, 1989

[52] U.S. Cl. .... D14/115

[58] Field of Search ..... D14/100-105, D14/108, 109, 114, 115; D13/162, 184, 199; 360/97-99, 132, 133; 361/331, 332, 380, 381, 390-395, 415, 426; 174/50, 52.1

[56] References Cited

U.S. PATENT DOCUMENTS

- D. 242,467 11/1976 Jenkins ..... D14/115
- D. 249,945 10/1978 Freijd ..... D14/115
- D. 296,434 6/1988 Wilson ..... D14/115 X
- D. 301,472 6/1989 Kurihara ..... D14/109 X

D. 302,006 7/1989 Kawaguchi ..... D14/109 X

Primary Examiner—Wallace R. Burke  
Assistant Examiner—Freda S. Nunn  
Attorney, Agent, or Firm—Baker & Botts

[57] CLAIM

The ornamental design for a large chassis computer bezel, as shown and described.

DESCRIPTION

FIG. 1 is a perspective view of a large chassis computer bezel showing my new design, the housing, the disk drive and the control buttons are shown in broken lines for illustrative purposes only and form no part of the claimed design;

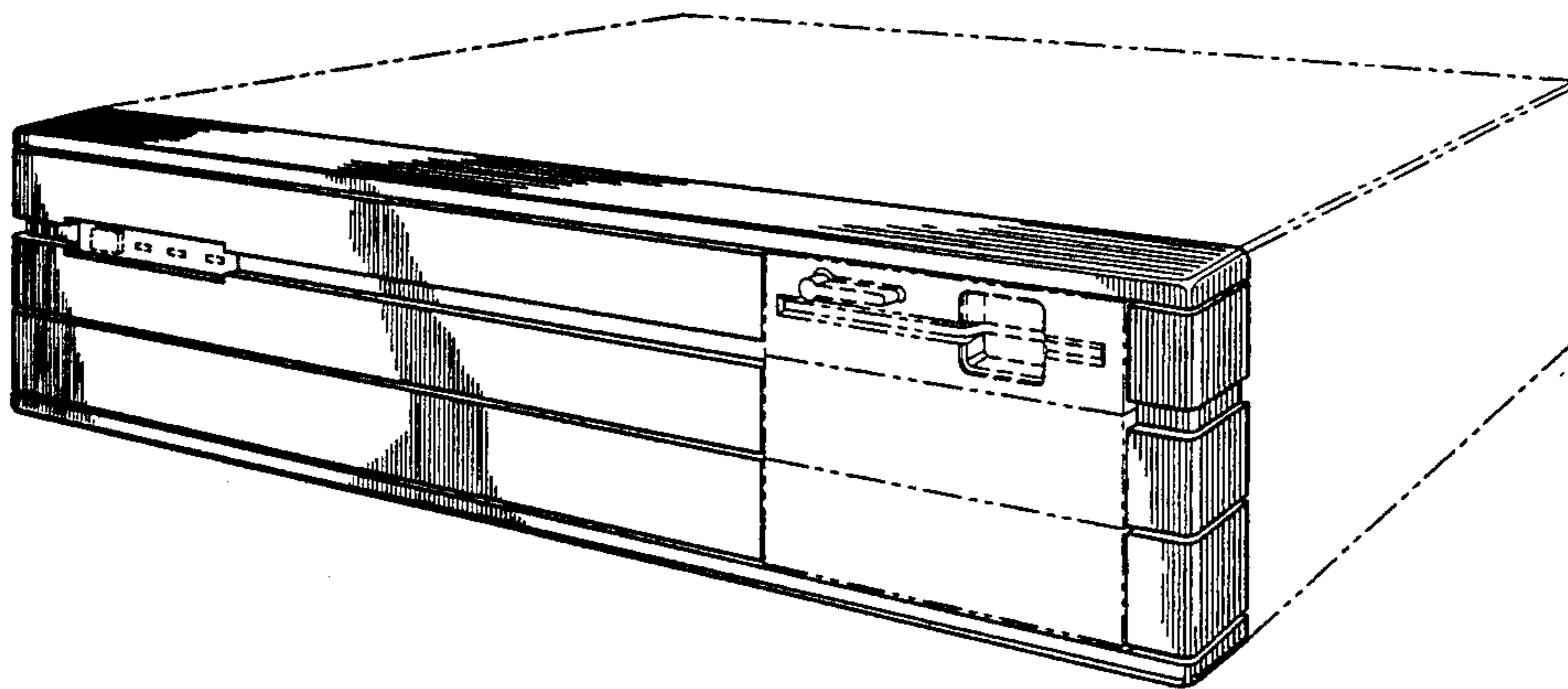
FIG. 2 is an enlarged front elevational view thereof;

FIG. 3 is an enlarged left side elevational view thereof;

FIG. 4 is an enlarged right side elevational view thereof;

FIG. 5 is an enlarged top plan view thereof;

FIG. 6 is an enlarged bottom plan view thereof.



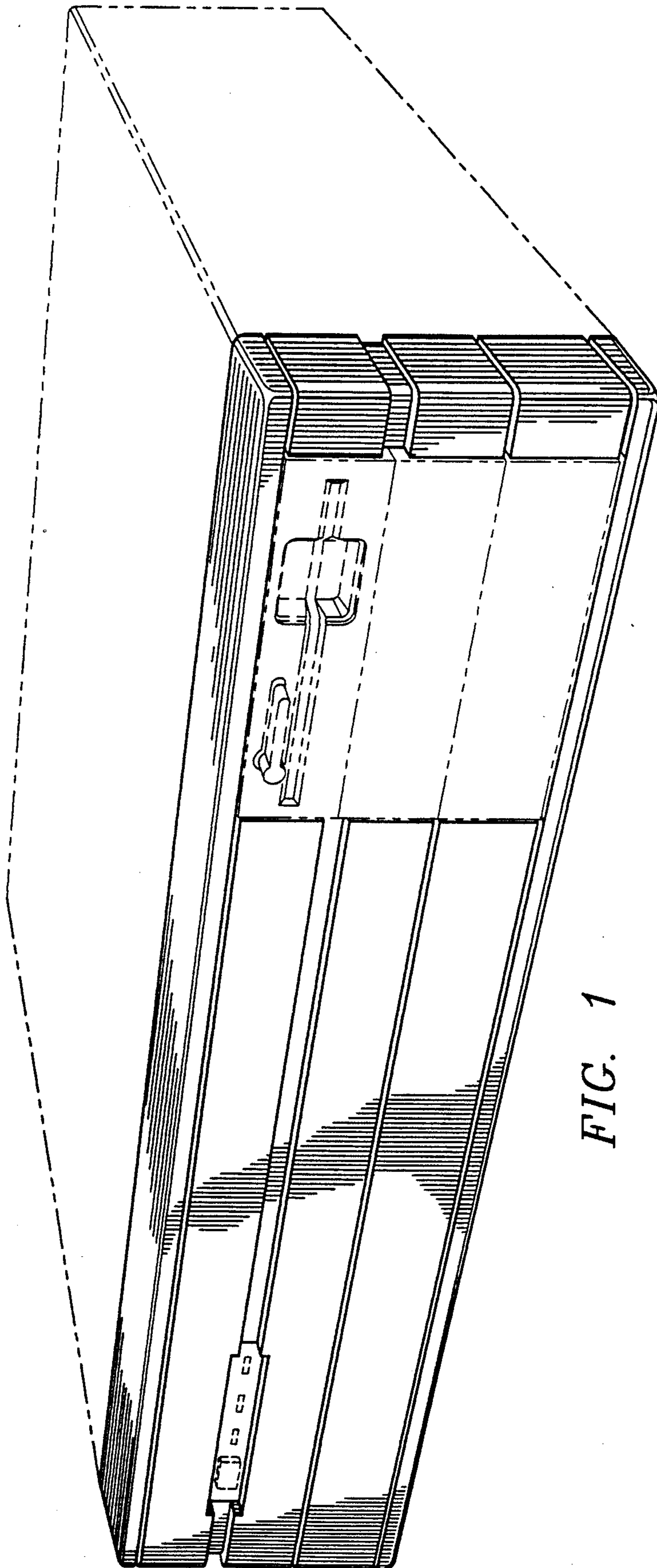


FIG. 1



FIG. 5



FIG. 4




FIG. 2



FIG. 3




FIG. 6