

[54] **FACSIMILE TRANSCEIVER**

[75] **Inventors:** Hajime Takayama; Hidenori Tomachi; Hiroshi Okano; Kiyoshi Asano, all of Kanagawa; Hironosuke Koda; Munenori Fujimoto, both of Tokyo, all of Japan

[73] **Assignee:** Matsushita Graphic Communication Systems, Inc., Tokyo, Japan

[**] **Term:** 14 Years

[21] **Appl. No.:** 367,514

[22] **Filed:** Jun. 16, 1989

[30] **Foreign Application Priority Data**

Dec. 20, 1988 [JP] Japan 63-49517
[52] **U.S. Cl.** D14/118
[58] **Field of Search** D14/118, 299; D18/36, D18/37; 358/400, 401

[56] **References Cited**

U.S. PATENT DOCUMENTS

D. 304,578 11/1989 Saegusa et al. D14/118
D. 304,579 11/1989 Fujiyama et al. D14/118
D. 306,018 2/1990 Hara et al. D14/118
D. 310,214 8/1990 Tsukada D14/118

OTHER PUBLICATIONS

HFD; 08/08/88; p. 99; top left—Tandyfax 1000. Office Products Dealer; Mar. 1988; right—Murata Model F-30. Modern Office Technology; Sep. 1987; p. BC5; NEC Model NEFAX-14. HFD; 10/19/87; p. 69; Toshiba Personal Facsimile. HIFAX 37 27 17 Catalog of a Facsimile Machine by Hitachi Corp., published Oct. 19, 1987. RIFAX L60/30, Catalog of a Facsimile Machine by Ricoh Corp., published Feb. 1989.

Primary Examiner—Theodore M. Shooman
Attorney, Agent, or Firm—Sughrue, Mion, Zinn, Macpeak & Seas

[57] **CLAIM**

The ornamental design for a facsimile transceiver, as shown.

DESCRIPTION

FIG. 1 is a front, top and left side perspective view of a facsimile transceiver showing our new design; FIG. 2 is a front elevational view thereof; FIG. 3 is a right side elevational view thereof; FIG. 4 is a left side elevational view thereof; FIG. 5 is a top plan view thereof; FIG. 6 is a rear elevational view thereof; and FIG. 7 is a bottom plan view thereof.




FIG. 1




FIG. 2

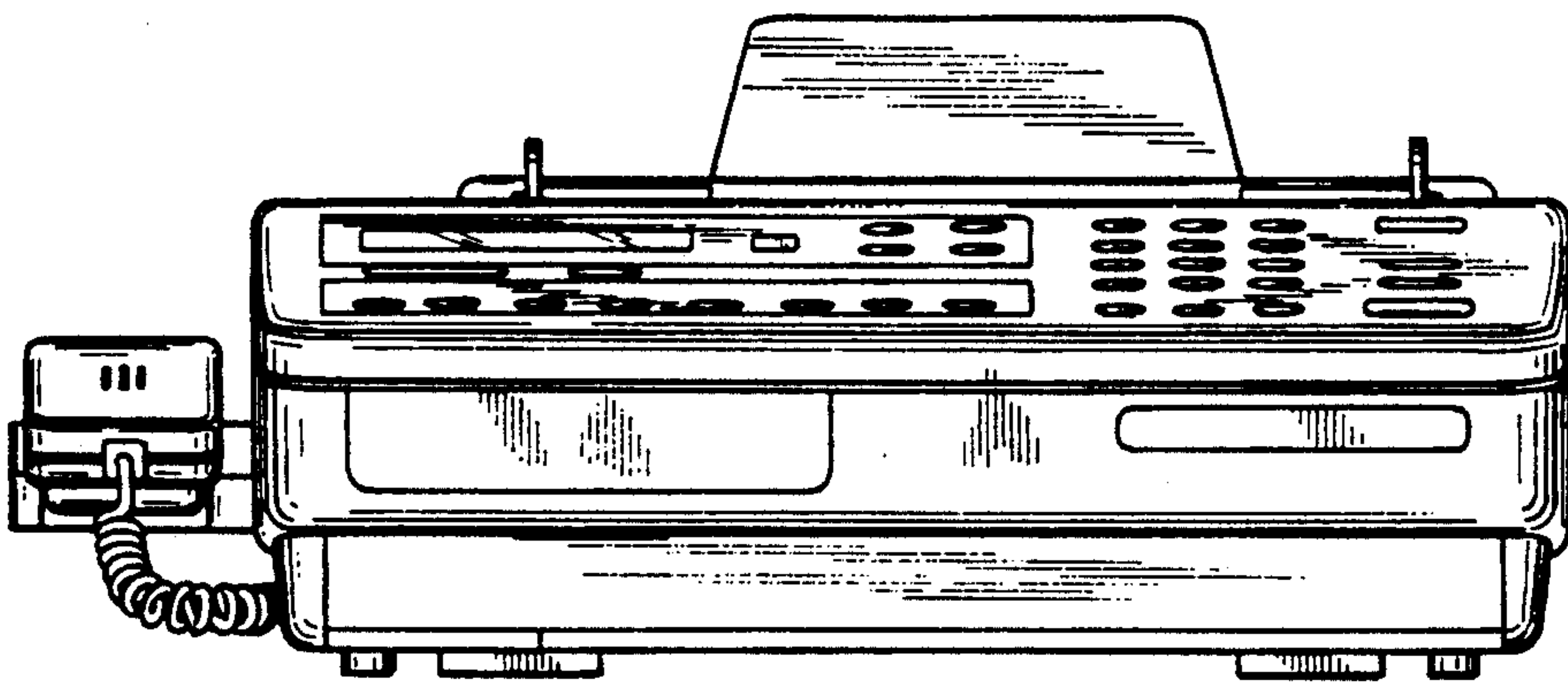


FIG. 3

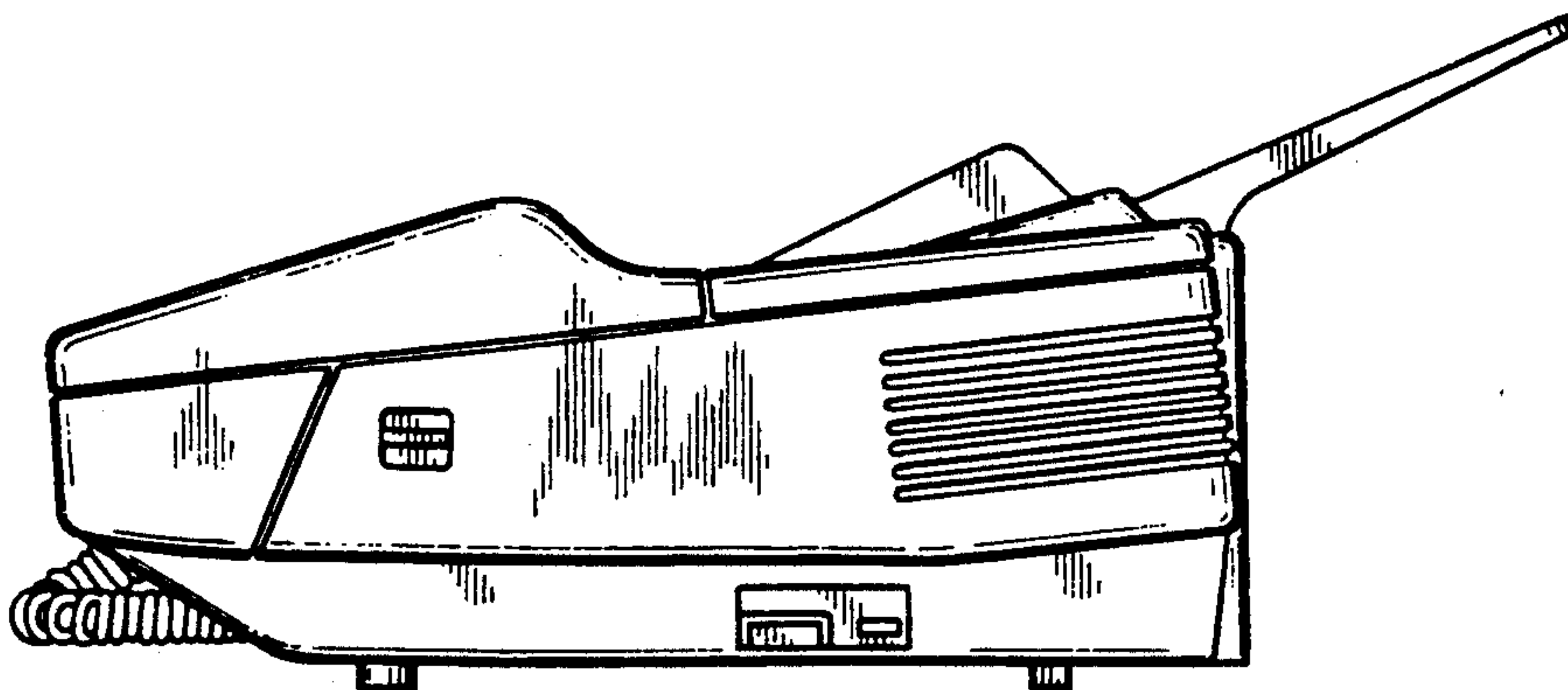


FIG. 4

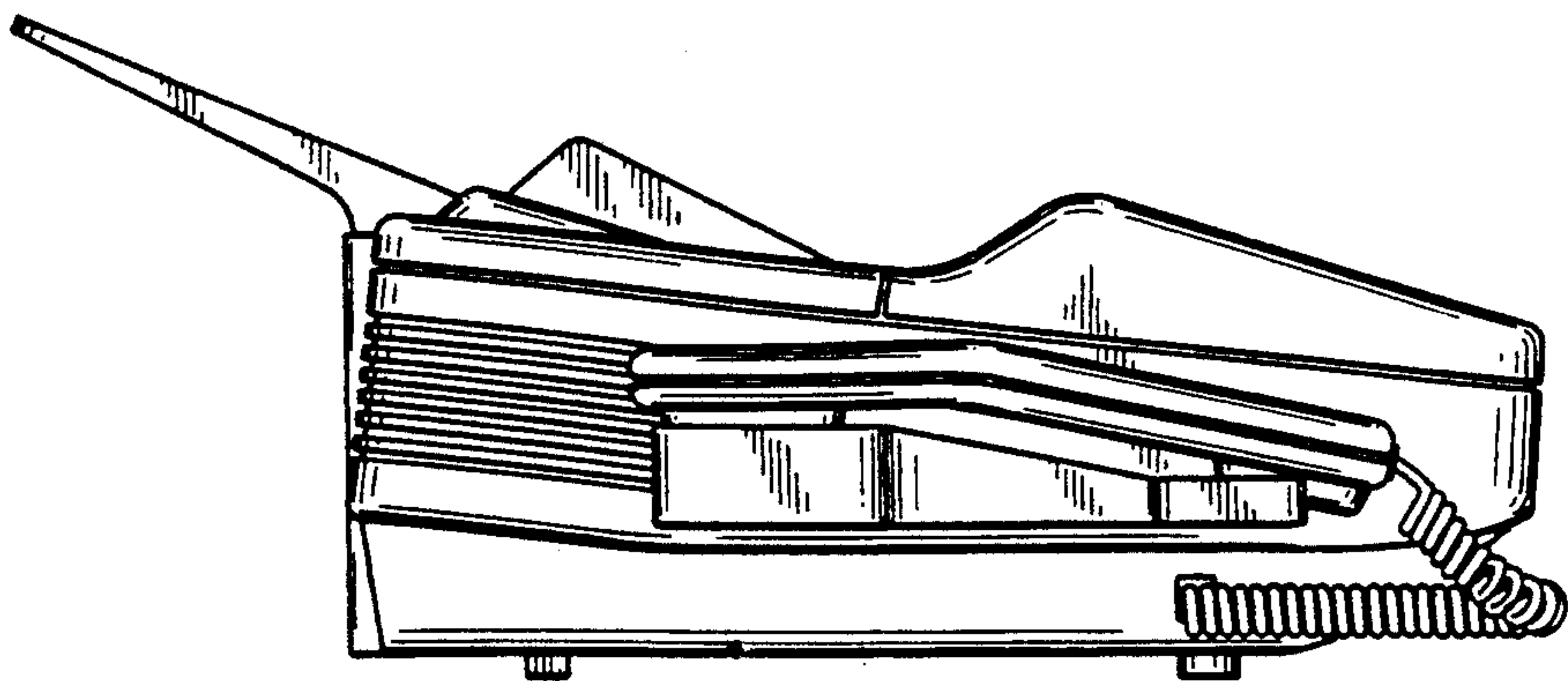


FIG. 5




FIG. 6

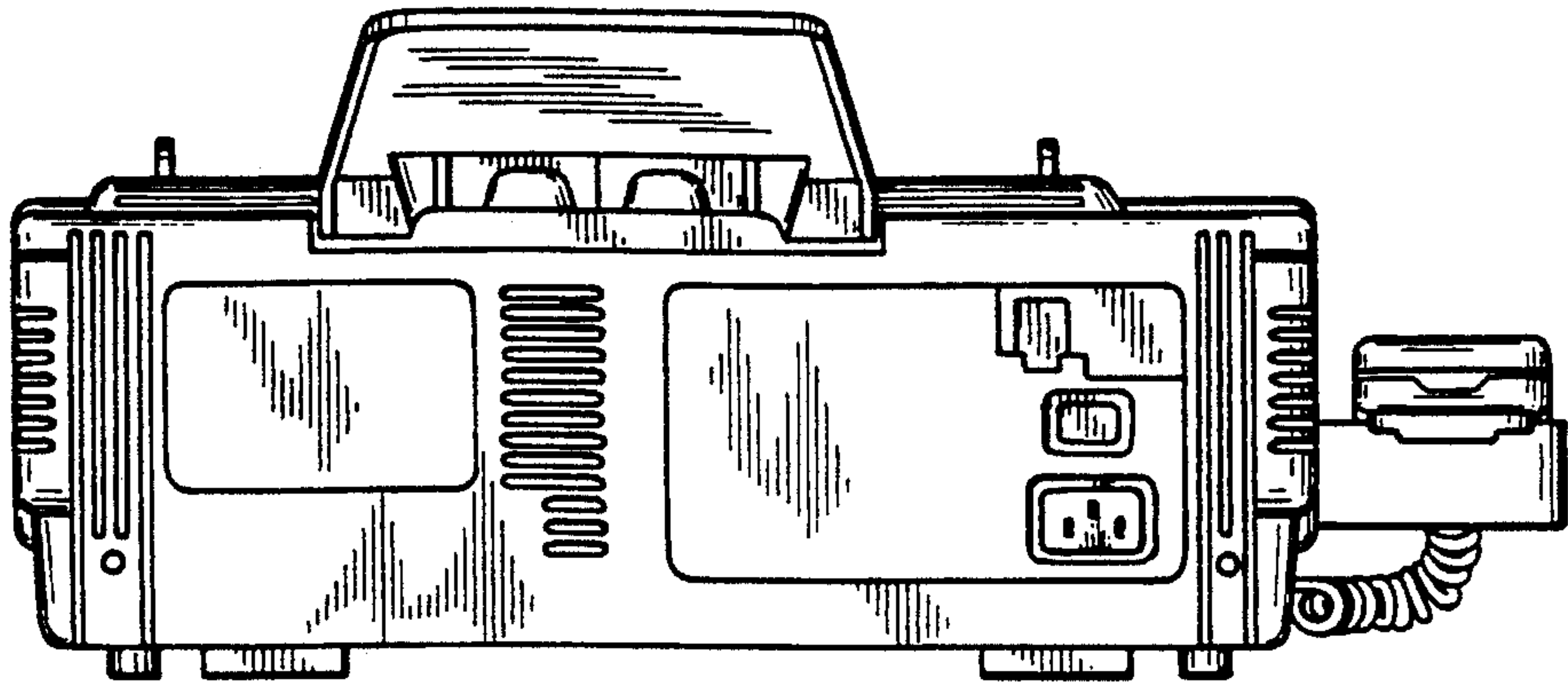


FIG. 7

