

[54] **BRACELET OR THE LIKE**

[76] **Inventors: Meang Chia; Cheo Chia, both of Chain & Charm Manufacturers, 412 W. 6th St., Suite #1104, Los Angeles, Calif. 90014**

[\*\*] **Term: 14 Years**

[21] **Appl. No.: 397,094**

[22] **Filed: Aug. 22, 1989**

[52] **U.S. Cl. .... D11/6; D11/76; D11/93**

[58] **Field of Search .... D11/1-3, D11/6, 11-12, 15-17, 47, 56, 91-94, 76; 63/1.1, 6, 7; 59/78, 80, 82, 90**

[56] **References Cited**

**U.S. PATENT DOCUMENTS**

D. 14,818	2/1884	Merrill	.....	D11/91
D. 32,439	4/1900	Gay	.....	D11/12
D. 32,649	5/1900	McCutchen et al.	.....	D11/47
D. 42,514	5/1912	Meyers	.....	D11/92
D. 42,643	6/1912	Meyers	.....	D11/16
D. 48,950	4/1916	Rosenberger	.	
D. 55,597	7/1920	Felger	.....	D11/91
D. 56,605	11/1920	Grasmuk	.....	D11/15
D. 76,664	1/1952	Katz	.....	D11/16
D. 84,213	5/1931	Speidel	.....	D11/15
D. 110,568	7/1938	Garfinkel	.	
	117,577	Sand	.	
D. 119,286	3/1940	Somers	.....	D11/91
D. 131,847	3/1942	Hobe	.	
D. 143,588	1/1946	Grun	.....	D11/17
D. 144,901	6/1946	Braunstein	.....	D11/15
D. 145,426	8/1946	Braunstein	.....	D11/15
D. 146,779	5/1947	Slater	.	
D. 151,904	11/1948	Katz	.....	D11/15
D. 156,650	12/1949	Pearce et al.	.	
D. 160,241	9/1950	Bardach	.....	D11/15
D. 257,017	9/1950	Barr	.	
D. 265,639	8/1952	Barr	.....	D11/17
	1,153,362	Watcha	.....	D11/16

1,189,497	7/1916	Schwartzman	.....	59/80
1,344,365	6/1920	Wachenheimer	.	
1,410,366	3/1922	Buchman	.	
1,589,423	6/1926	Payton	.	
2,538,090	1/1951	Ferragamo	.....	D11/16
4,763,489	8/1988	Strong	.	
4,781,038	11/1988	Branca et al.	.	

*Primary Examiner*—Louis S. Zarfes  
*Assistant Examiner*—R. T. Seifert  
*Attorney, Agent, or Firm*—Ladas & Parry

[57] **CLAIM**

The ornamental design for bracelet or the like, as shown and described.

**DESCRIPTION**

FIG. 1 is a top end view of a bracelet showing my new design in a position of use;  
 FIG. 2 is a top plan view in extended position;  
 FIG. 3 is a side elevational view thereof;  
 FIG. 4 is a bottom plan view thereof;  
 FIG. 5 is a first end elevational view;  
 FIG. 6 is a second end elevational view;  
 FIG. 7 is a top plan view of one length of the bracelet;  
 FIG. 8 is a side elevational view thereof;  
 FIG. 9 is a bottom plan view thereof;  
 FIG. 10 is a perspective view thereof;  
 FIG. 11 is a perspective view of one of the individual segments of a second embodiment of my design;  
 FIG. 12 is a side elevational view thereof;  
 FIG. 13 is a top plan view thereof;  
 FIG. 14 is a top plan view of a bracelet comprised of a plurality of individual segments of the second embodiment of my design;  
 FIG. 15 is a perspective view of one of the individual segments of a third embodiment of my new design;  
 FIG. 16 is a side elevational view thereof;  
 FIG. 17 is a top plan view thereof; and  
 FIG. 18 is a top plan view of a bracelet comprised of a plurality of individual segments of the third embodiment of my design.

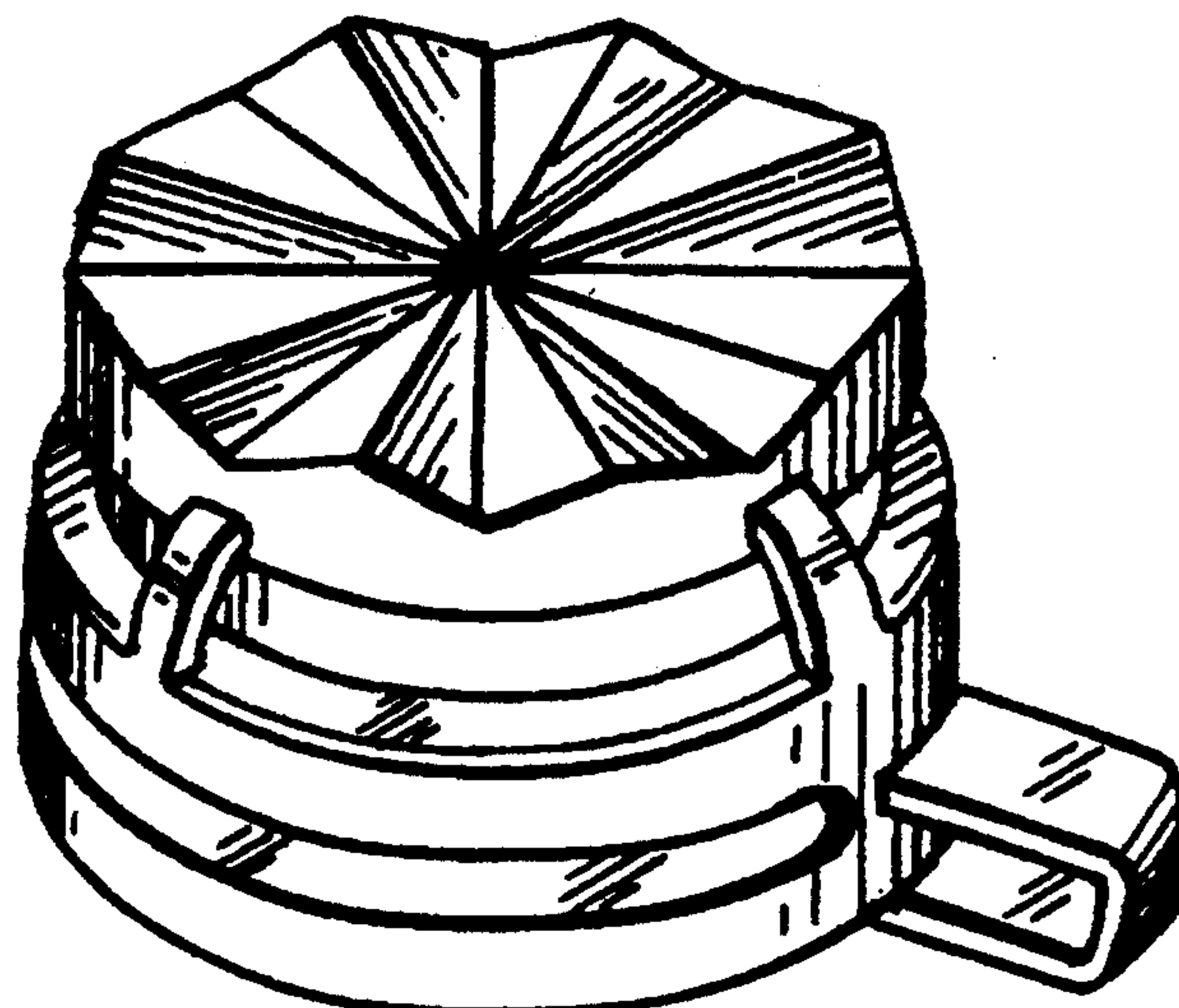


FIG. 1




FIG. 7

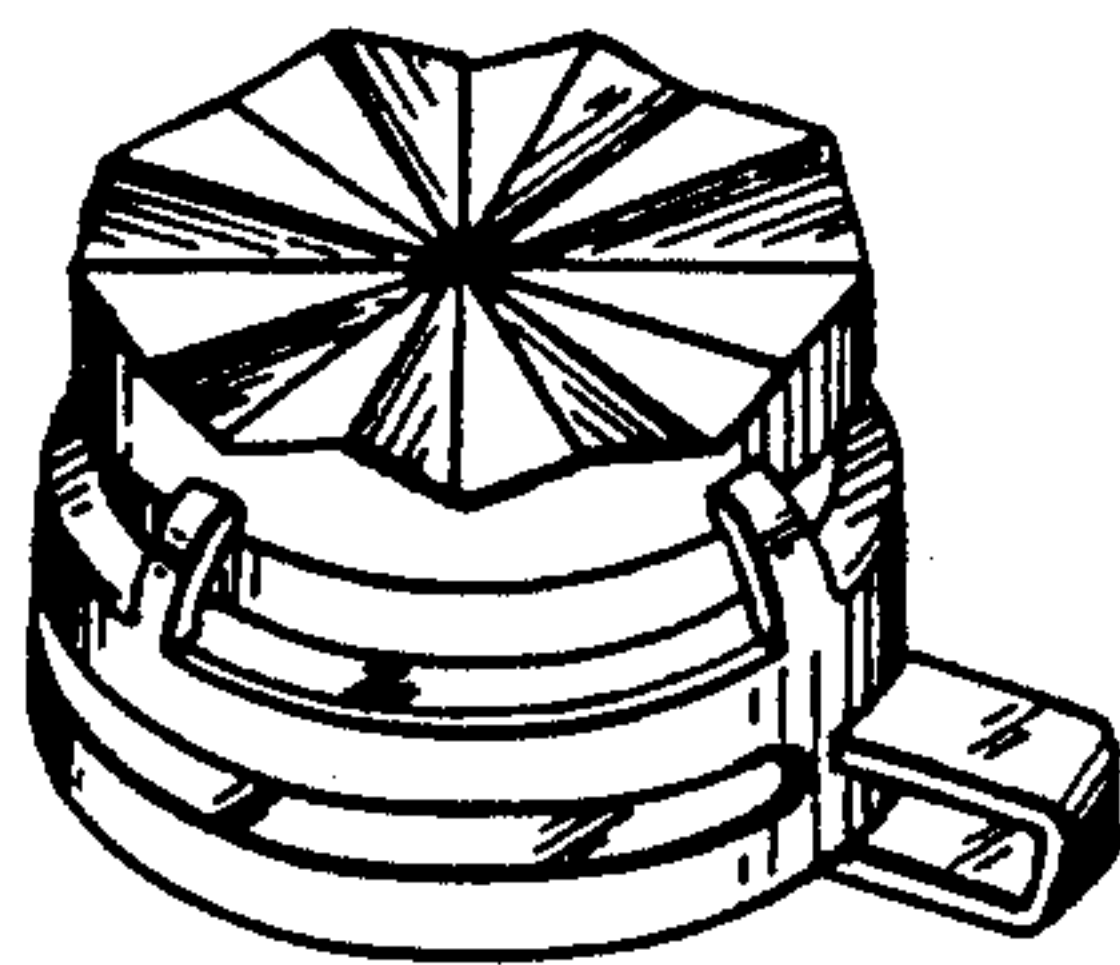
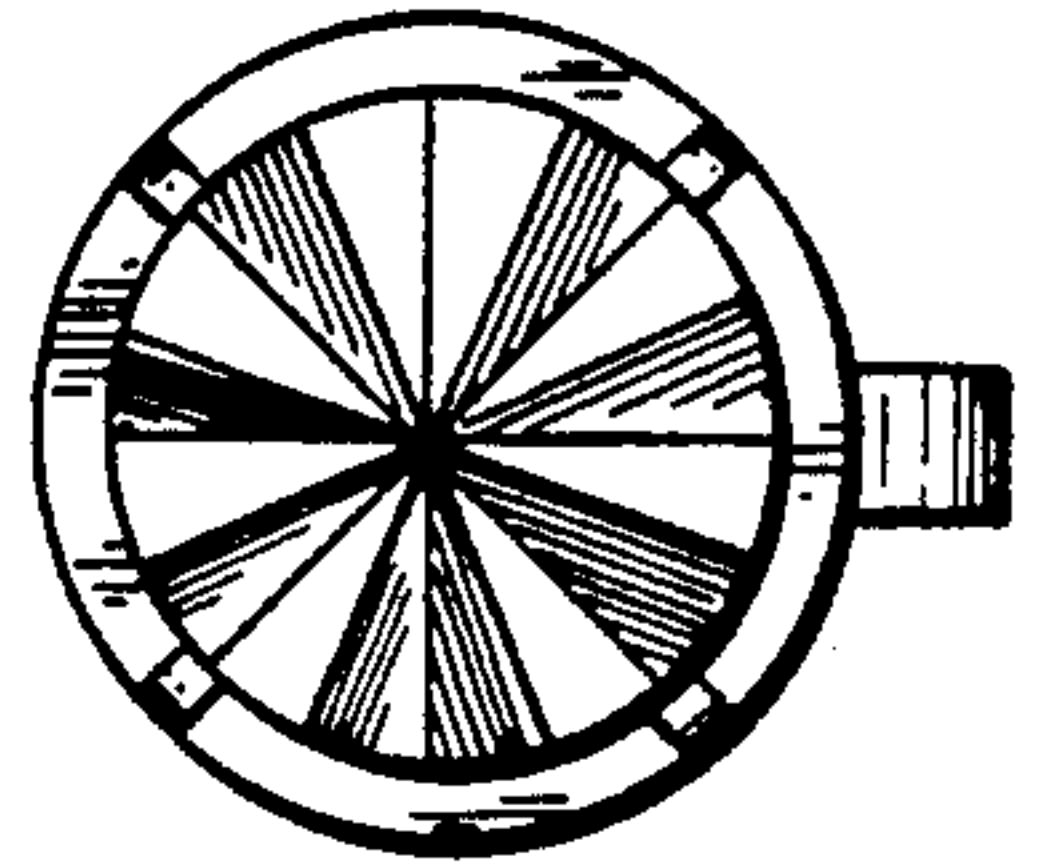


FIG. 10

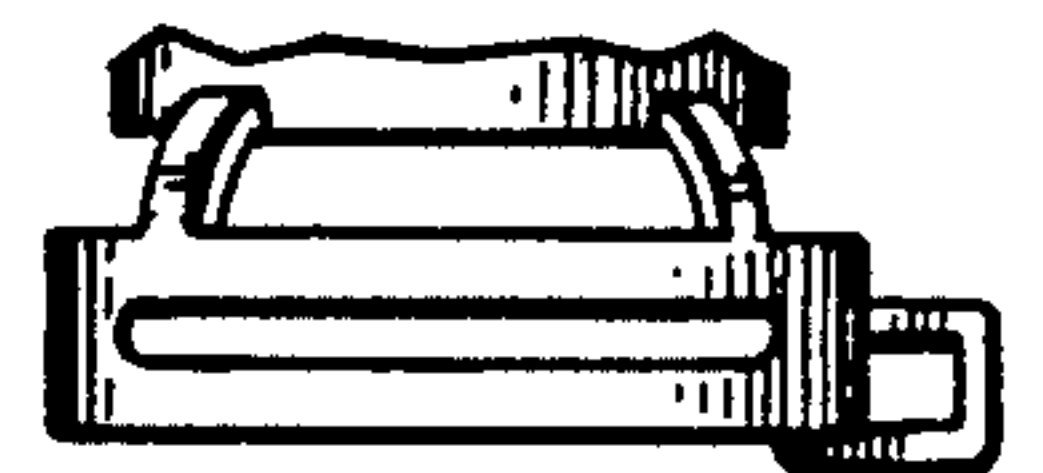


FIG. 8

FIG. 9

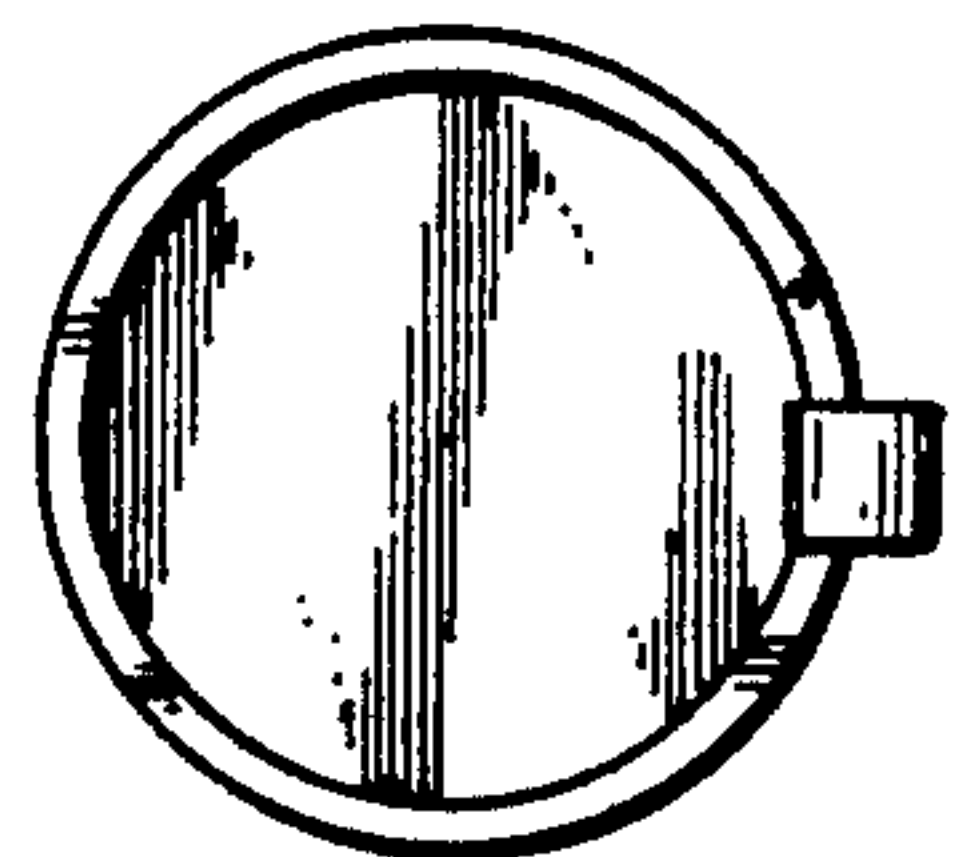


FIG. 5




FIG. 2

FIG. 6

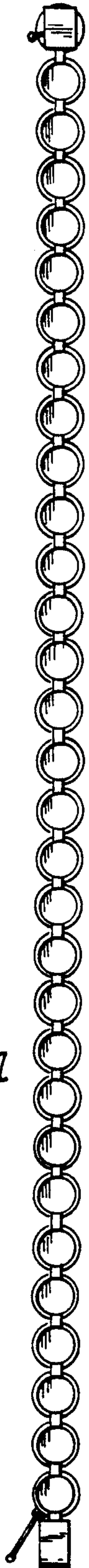


FIG. 3

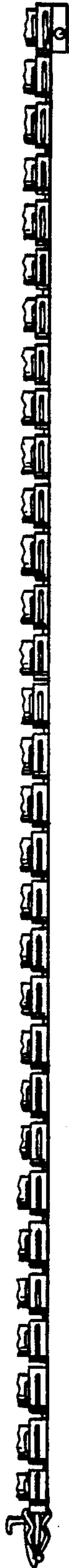


FIG. 4



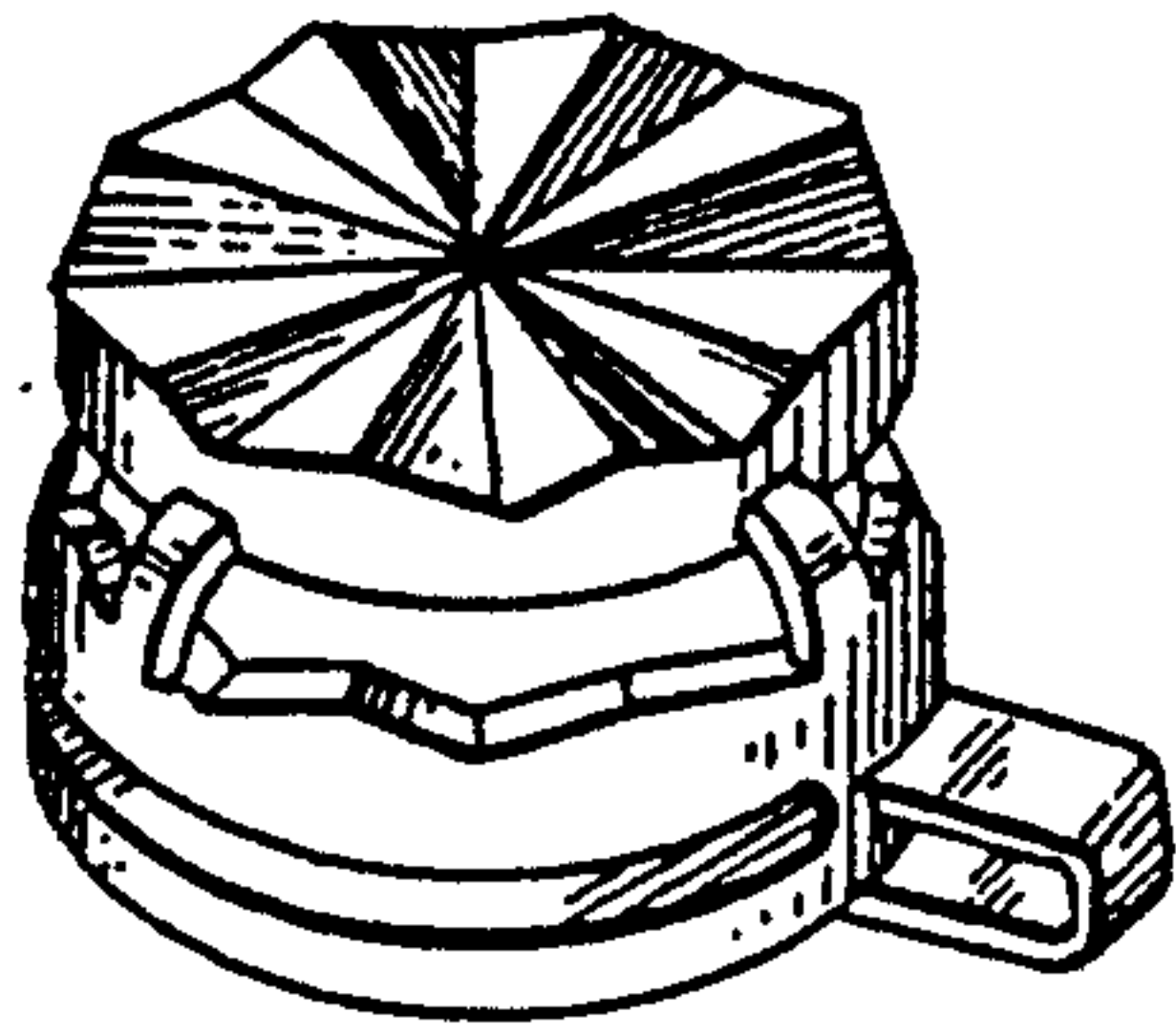


FIG. 11

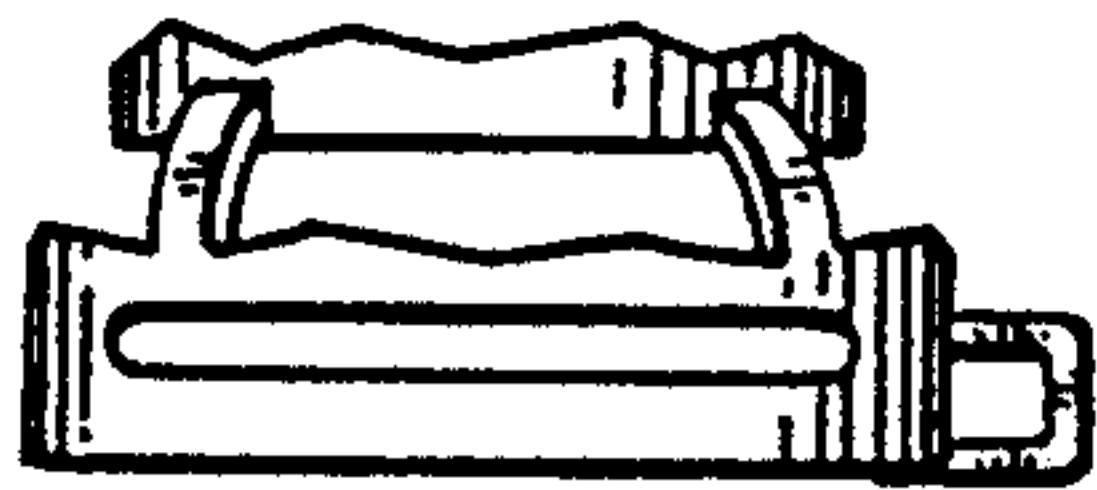


FIG. 12

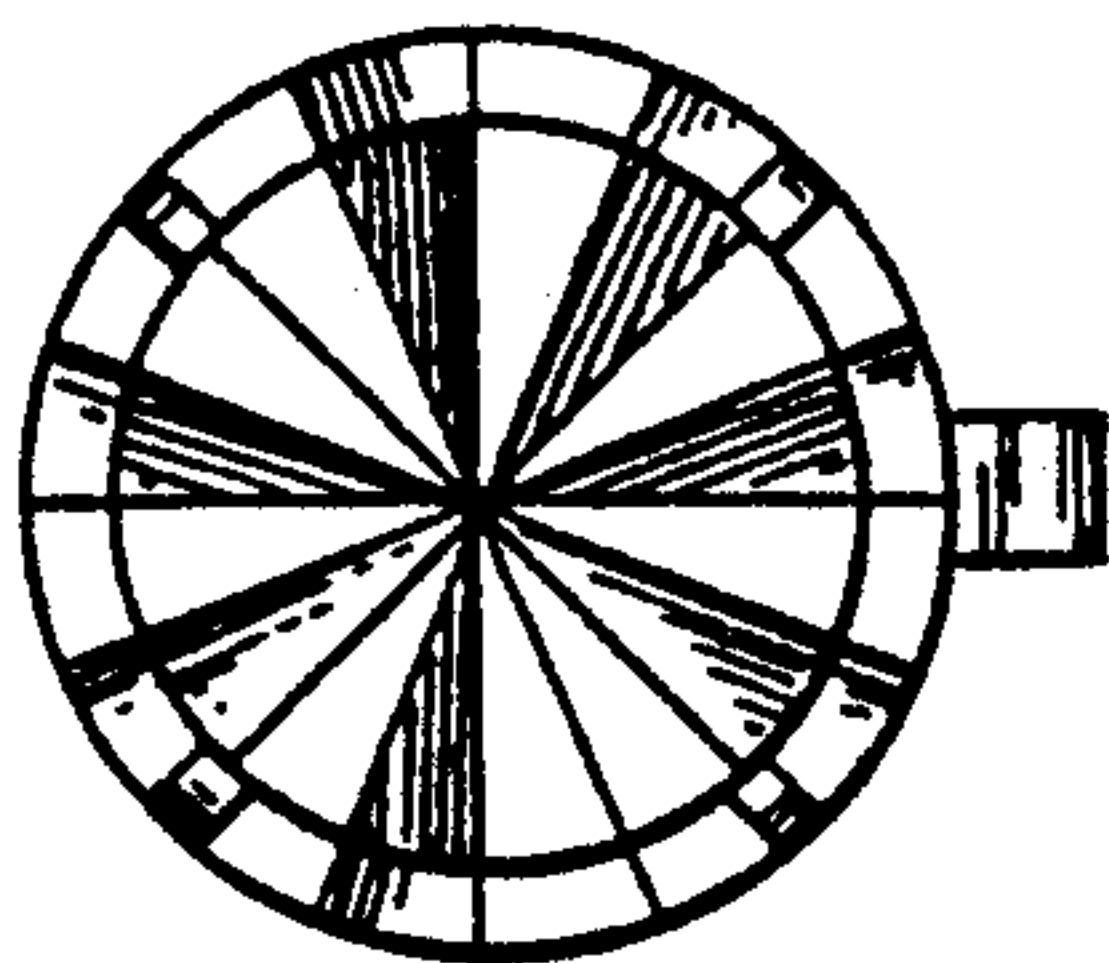


FIG. 13

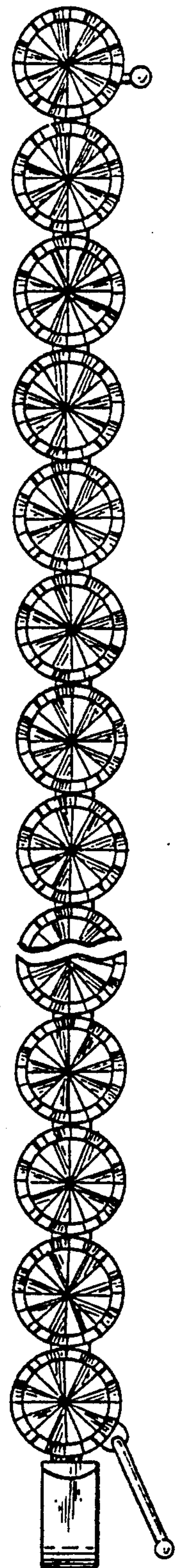


FIG. 14

FIG. 15

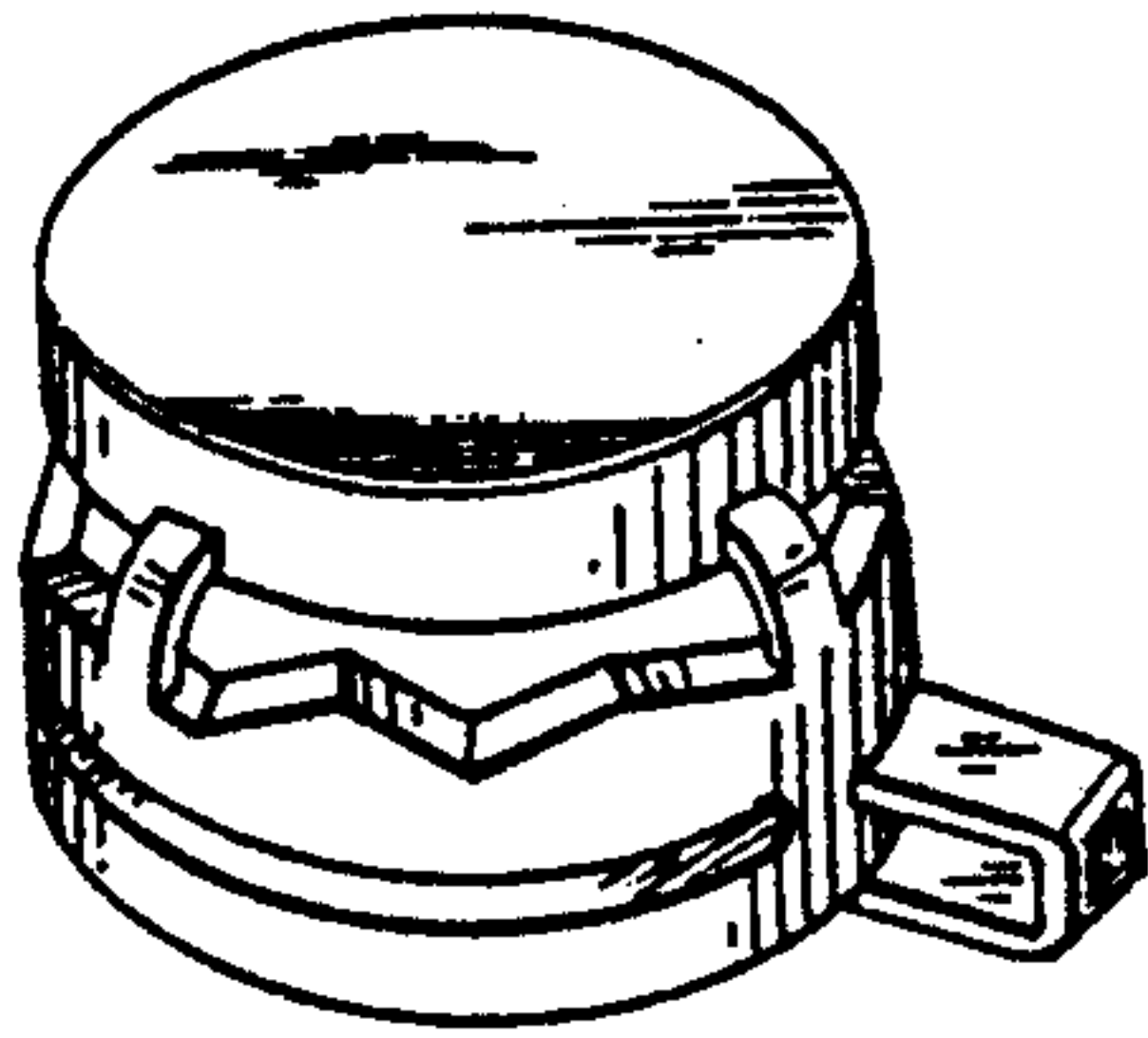


FIG. 16



FIG. 17

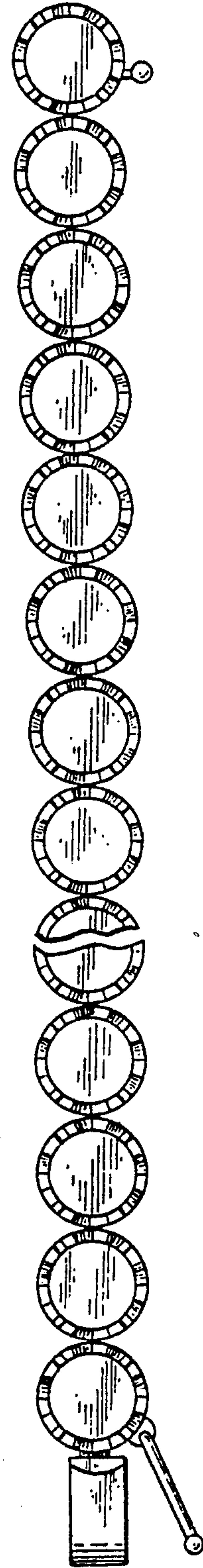
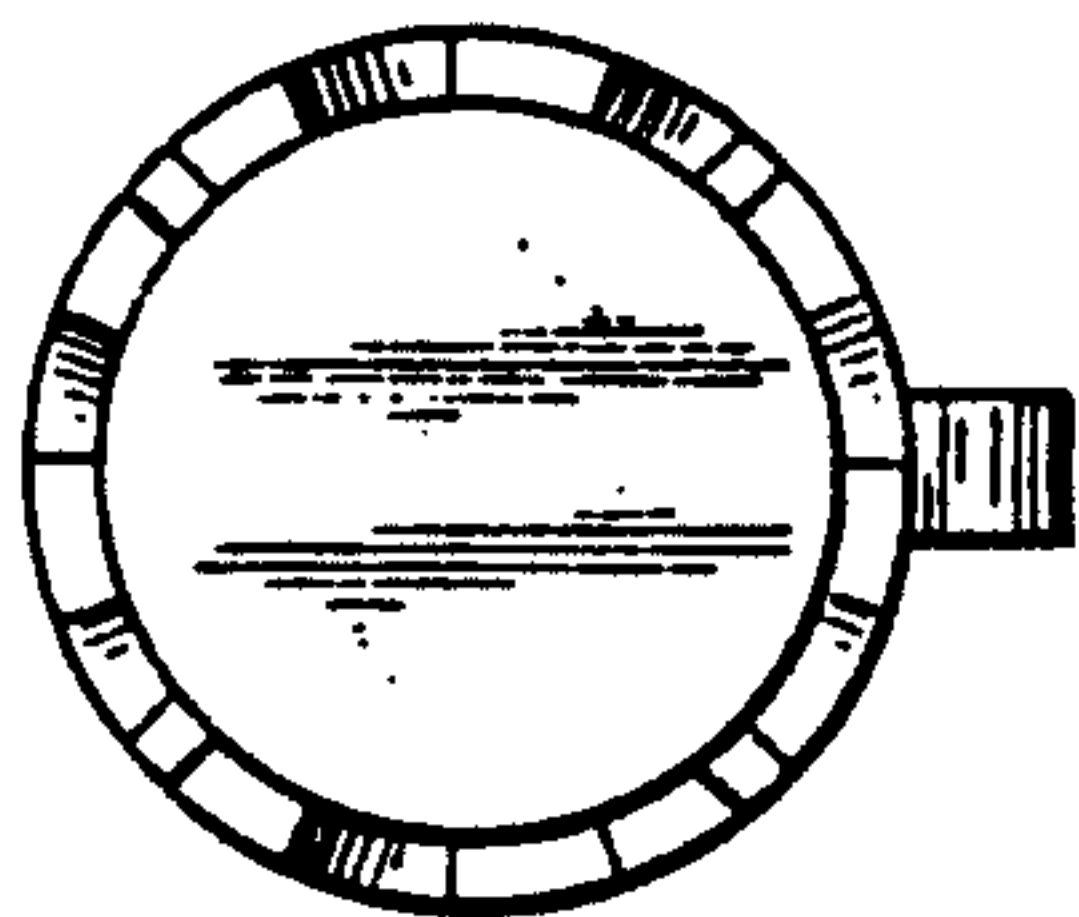


FIG. 18