

[54] MATCHBOX

4,705,172 11/1987 Gage 220/306 X

[75] Inventor: Manuel E. Rey Pascual, Jerez de la Frontera, Spain

FOREIGN PATENT DOCUMENTS

[73] Assignee: Phosphosherry Corporation S.A., Jerez de la Frontera, Spain

- 52021 1/1967 Spain .
- 59318 1/1969 Spain .
- 67058 1/1971 Spain .
- 68623 6/1971 Spain .
- 79824 3/1975 Spain .

[**] Term: 14 Years

Primary Examiner—Bernard Ansher
Assistant Examiner—Prabhakar Deshmukh
Attorney, Agent, or Firm—Ladas & Parry

[21] Appl. No.: 86,671

[22] Filed: Aug. 17, 1987

[57] CLAIM

[30] Foreign Application Priority Data

The ornamental design for matchbox, as shown and described.

Jun. 9, 1987 [ES] Spain 113253

[52] U.S. Cl. D9/424

[58] Field of Search D9/414-433,
D9/341-347; 206/86, 94, 95, 96, 134, 533,
315.1, 303, 306.2, 389, 398; 229/20, 11, 306;
D14/122; D27/173, 174

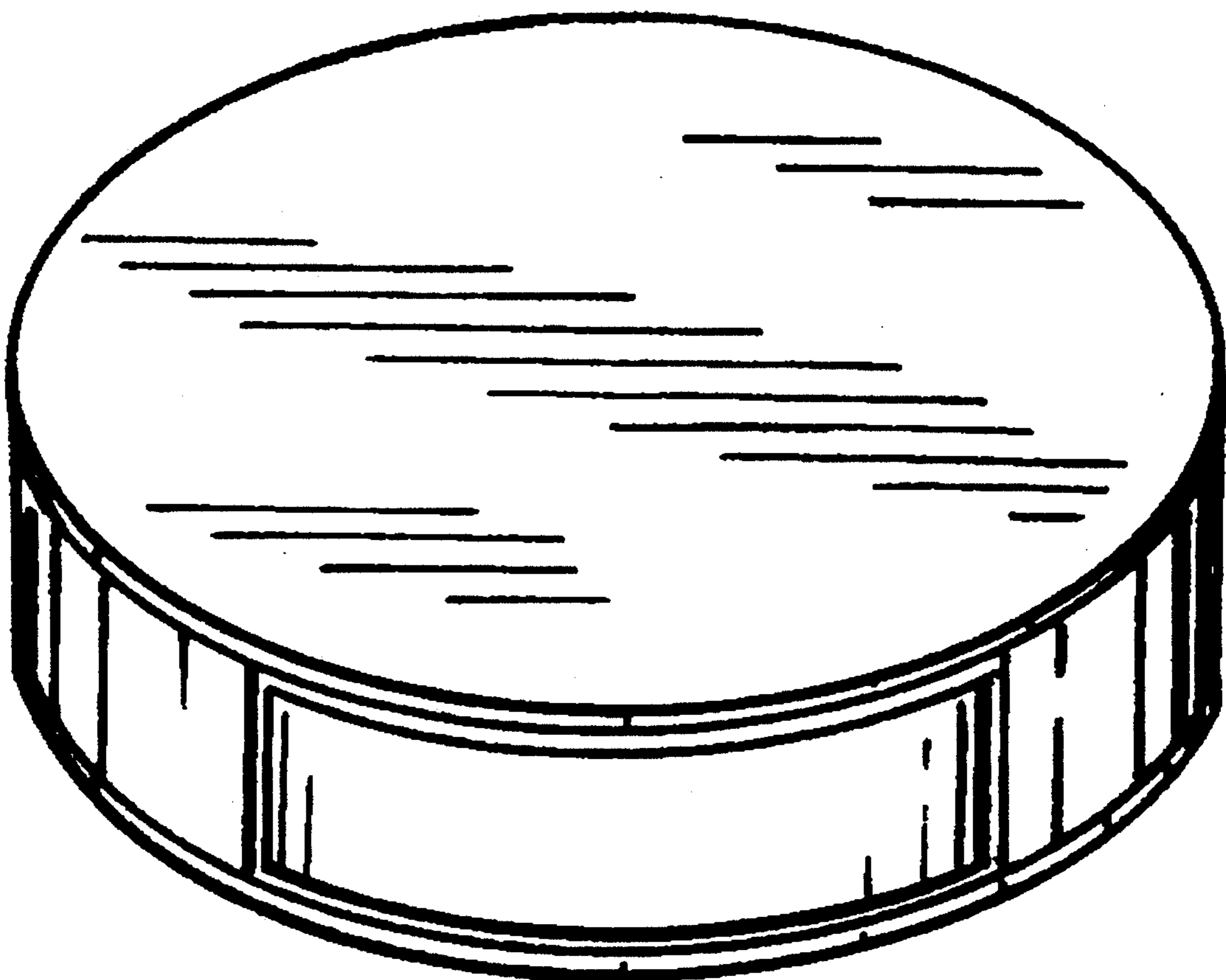
DESCRIPTION

[56] References Cited

U.S. PATENT DOCUMENTS

- D. 106,200 9/1937 Janer D9/424
- D. 210,316 2/1968 Wolski D3/30.1 X
- D. 244,065 4/1977 Daenen D9/428 X
- D. 259,473 6/1981 Konya et al. D9/420
- D. 291,843 9/1987 Searle D9/424 X
- 3,572,282 3/1971 Tump et al. 206/533
- 3,802,106 4/1974 Lippman D14/122 X

FIG. 1 is a perspective view of a match box showing my new design;
 FIG. 2 is a top plan view thereof;
 FIG. 3 is a bottom plan view thereof;
 FIG. 4 is a front elevation thereof;
 FIG. 5 is a rear elevation thereof;
 FIG. 6 is a left side elevation thereof;
 FIG. 7 is a right side elevation thereof;
 FIG. 8 is a perspective view of a first modified form of FIG. 1; and
 FIG. 9 is a top perspective view of a second modified form of FIG. 1; the bottom surface being similar to the top.



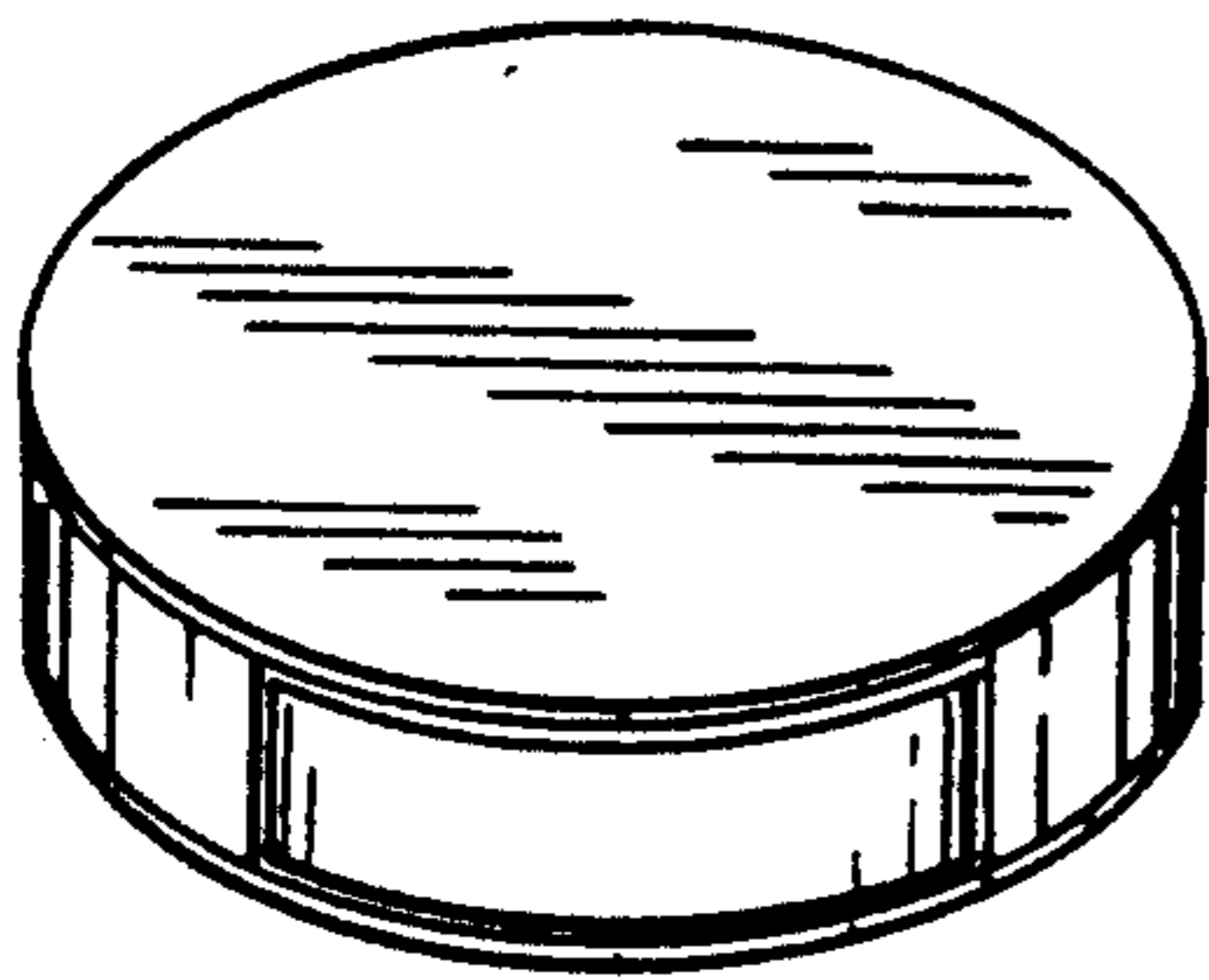


FIG. 1




FIG. 2




FIG. 3




FIG. 4



FIG. 5

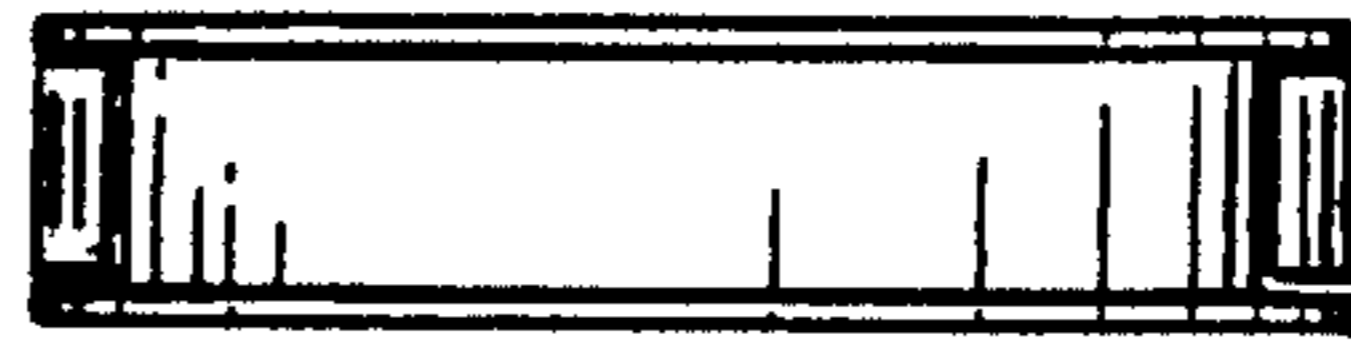


FIG. 6

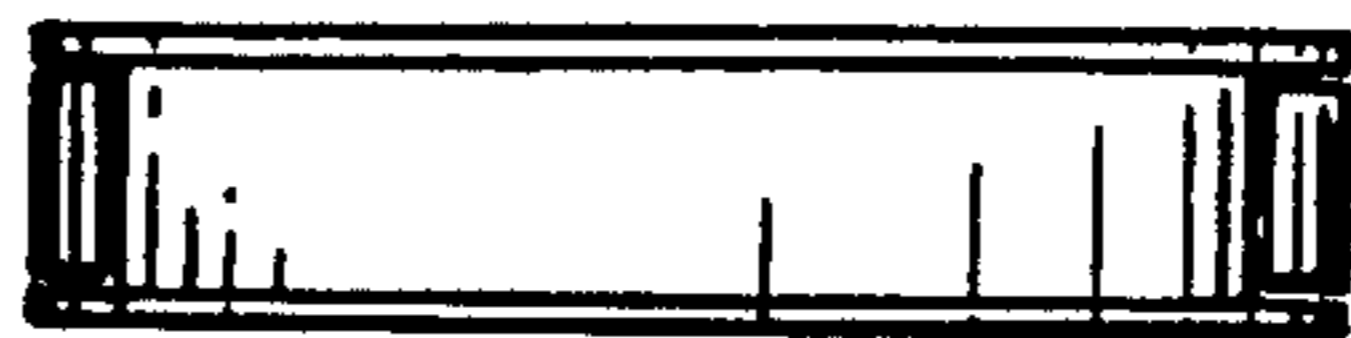


FIG. 7

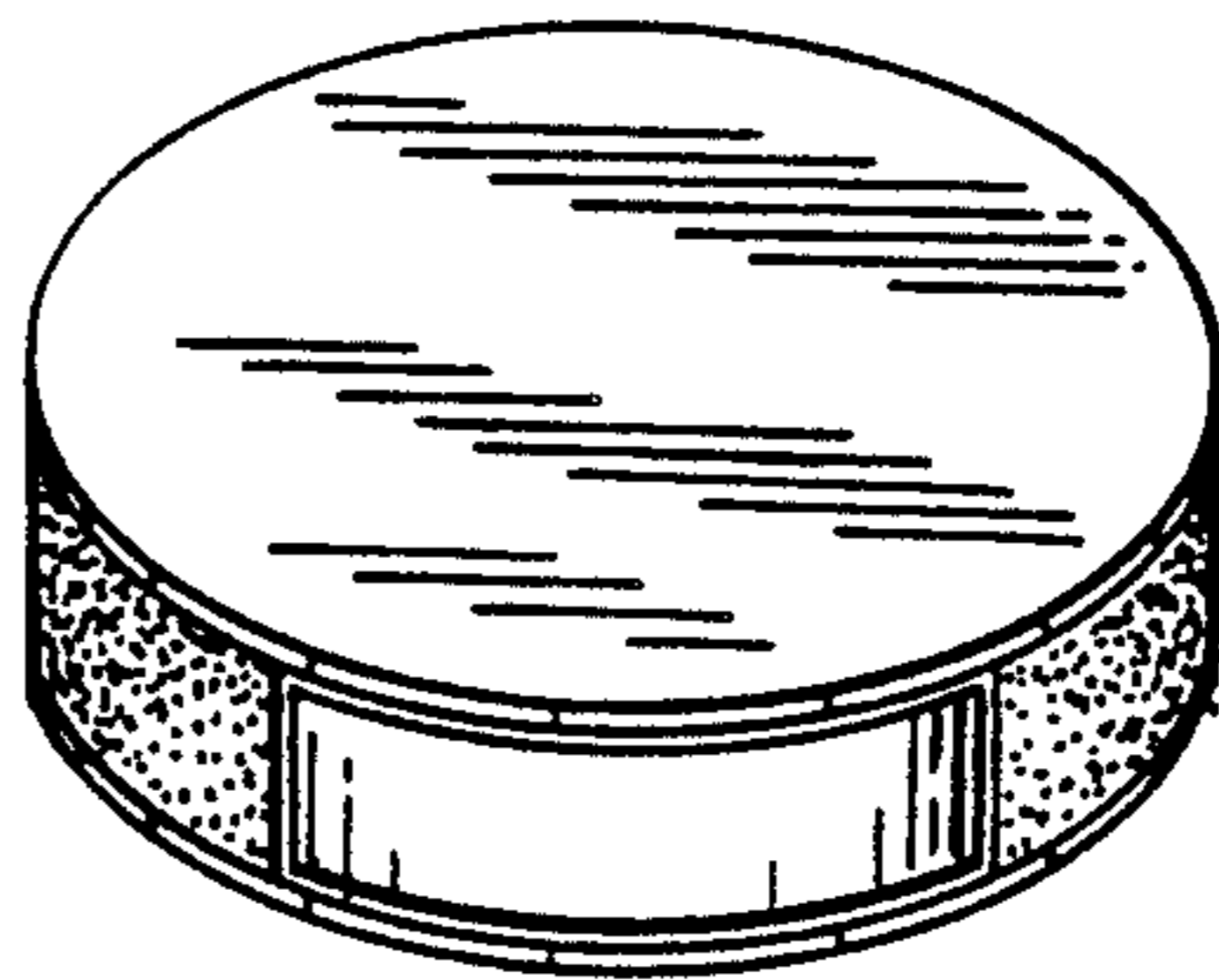


FIG. 8

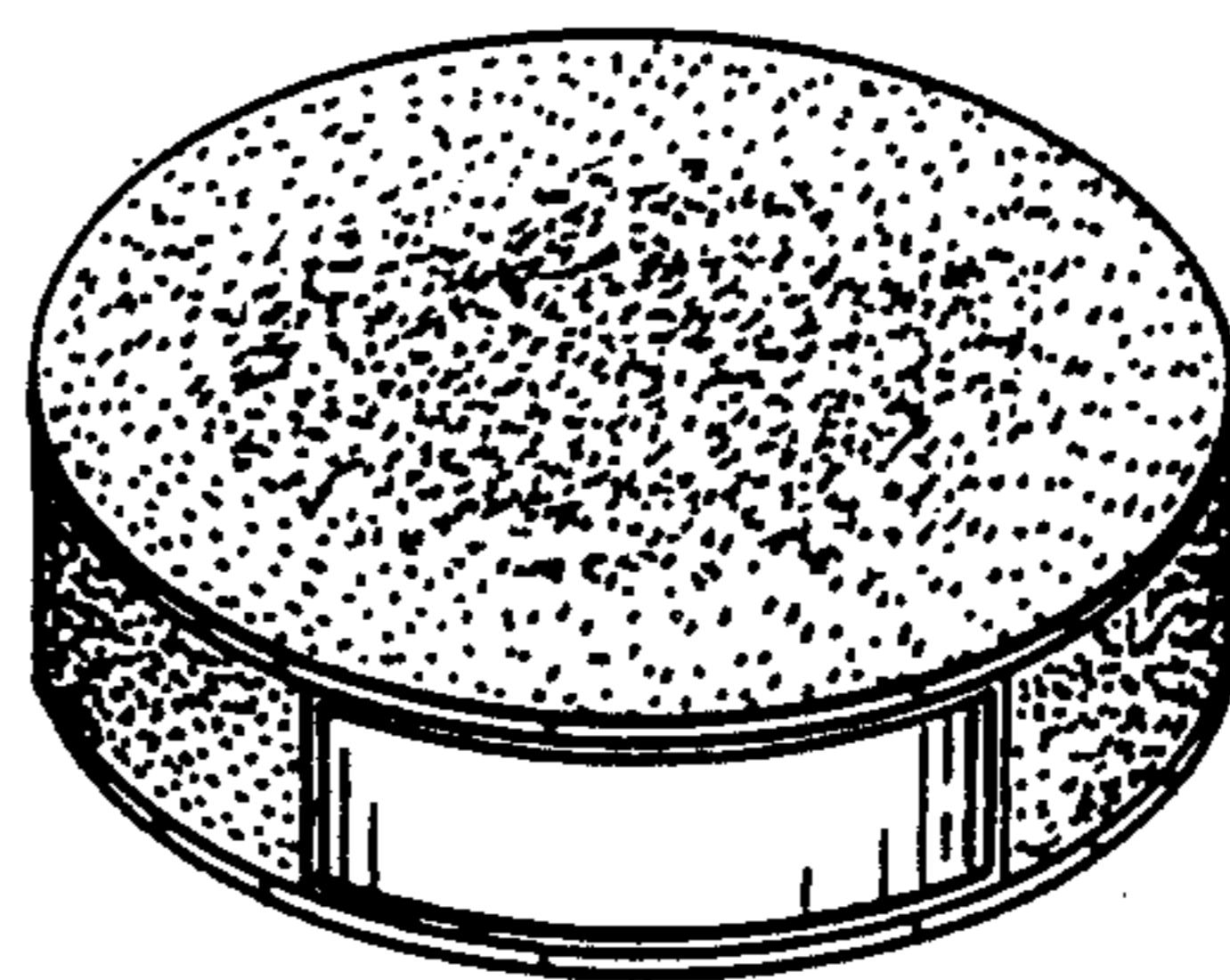


FIG. 9