

[54] **FENCE WIRE WINDING TOOL**

[76] **Inventors:** Edd Tackett, Rte. 3, Box 200 A, Huntsville, Ark. 72740; Yvonne K. Armstrong, P.O. Box 201, Kingston, Ark. 72742

[**] **Term:** 14 Years

[21] **Appl. No.:** 204,790

[22] **Filed:** Jun. 10, 1988

[52] **U.S. Cl.** D8/89

[58] **Field of Search** D7/693; D8/29, 8, 51, D8/84, 98, 89; D24/19, 28, 19; 81/30

[56] **References Cited**

U.S. PATENT DOCUMENTS

- D. 222,227 9/1971 Rusztowicz D8/51
- D. 256,442 8/1980 Martin D8/89 X
- D. 272,648 2/1984 Bolesky et al. D24/28

OTHER PUBLICATIONS

Commercial Car Journal, Feb. 1978, p. 106.
Easco Hand Tool Cat. 1981 & Cat. 1986, (Easco Nova), pp. 6 & 29 (respectively).
Proto Tools, New Tools, p. 21, 1963 & *Prizo*, 1969, p. 46.
Torque Tactics, 1967, pp. 13 & 29.

Primary Examiner—Bruce W. Dunkins
Assistant Examiner—M. Hannon
Attorney, Agent, or Firm—N. J. Aquilino

[57] **CLAIM**

The ornamental design for a fence wire winding tool, as shown and described.

DESCRIPTION

FIG. 1 is a perspective view of the fence wire winding tool showing our new design;
FIG. 2 is a side elevational view of FIG. 1;
FIG. 3 is a top plan view of FIG. 1;
FIG. 4 is a bottom view of FIG. 1;
FIG. 5 is the end view of FIG. 1;
FIG. 6 is the end view of FIG. 1 taken from the opposite end of FIG. 5.




FIG. 1

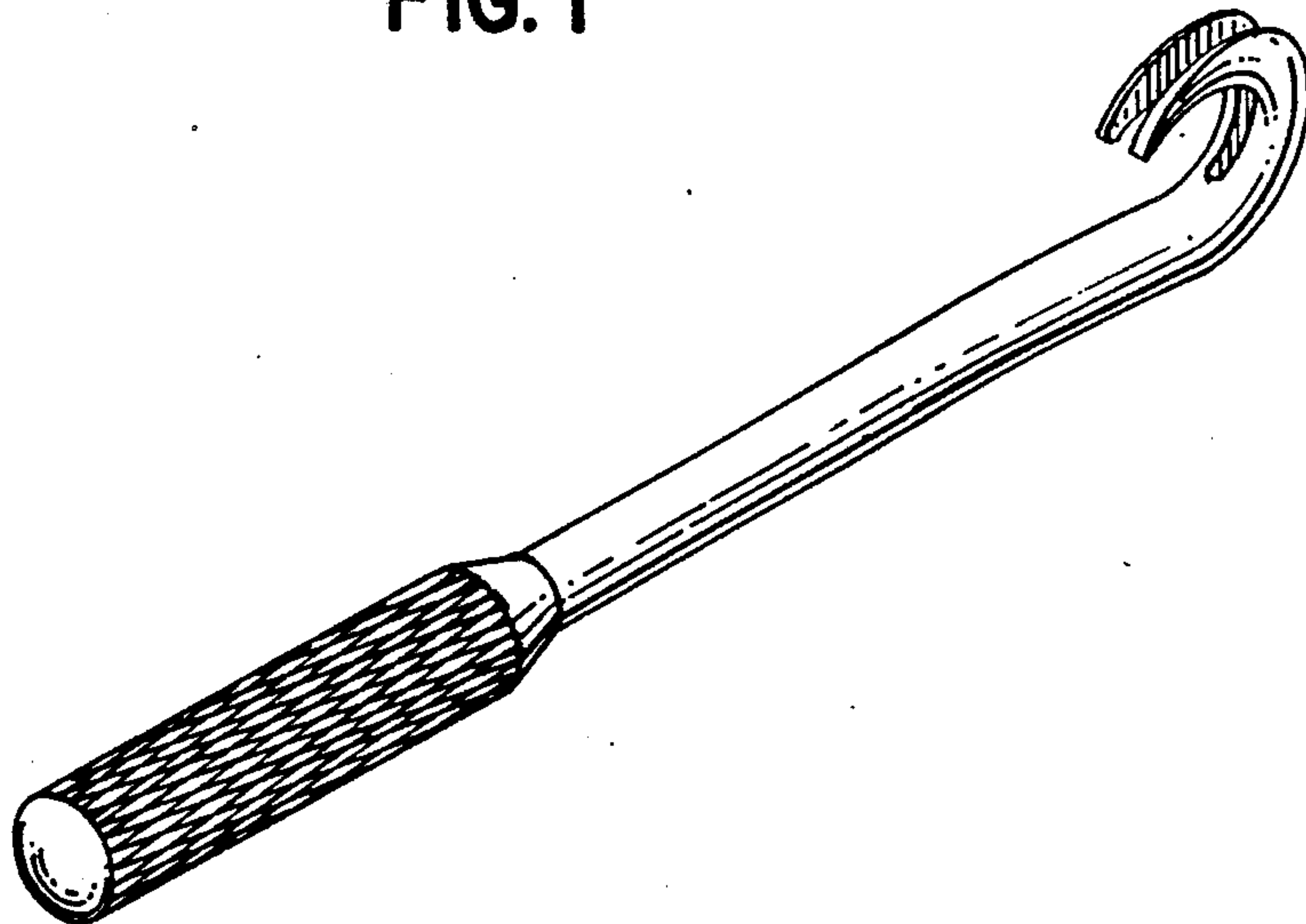


FIG. 2




FIG. 3

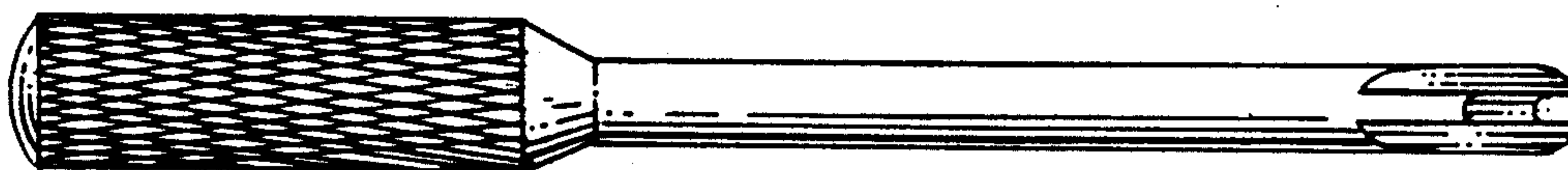


FIG. 4




FIG. 5

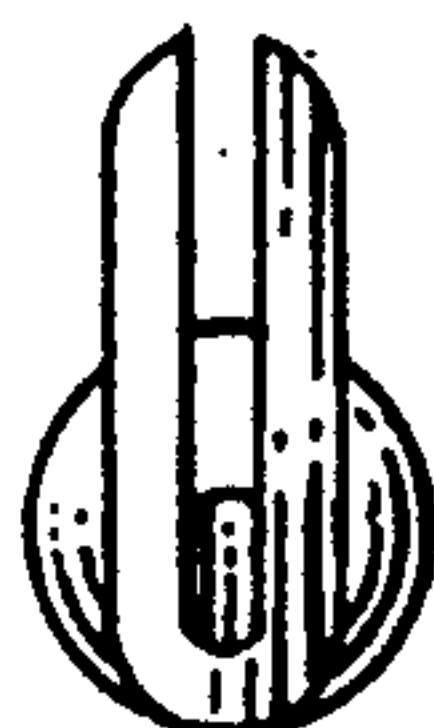


FIG. 6

