

[54] **ORIFICE TUBE EXPANDER**

4,513,641 4/1985 Murray 29/278 X

[76] **Inventor: Don D. Young, P.O. Box 3522, Enloe, Tex. 75441**

[**] **Term: 14 Years**

[21] **Appl. No.: 117,652**

[22] **Filed: Nov. 6, 1987**

[52] **U.S. Cl. D8/59**

[58] **Field of Search D8/42, 52, 73, 107, D8/59; 29/237, 238, 261, 278; 81/181**

[56] **References Cited**

U.S. PATENT DOCUMENTS

D. 146,833	5/1947	Peterson	D8/42
183,485	10/1876	Brewer	81/181 X
1,330,689	2/1920	Drew	29/238
1,538,406	5/1925	McCarty	29/261 X
2,031,824	2/1936	Eastman	29/237 X
2,150,361	5/1936	Chobert	29/237 X

OTHER PUBLICATIONS

Bikecology Catalog, Spring 1979, p. 77, middle left side of page, Chain Rivet Extractor.

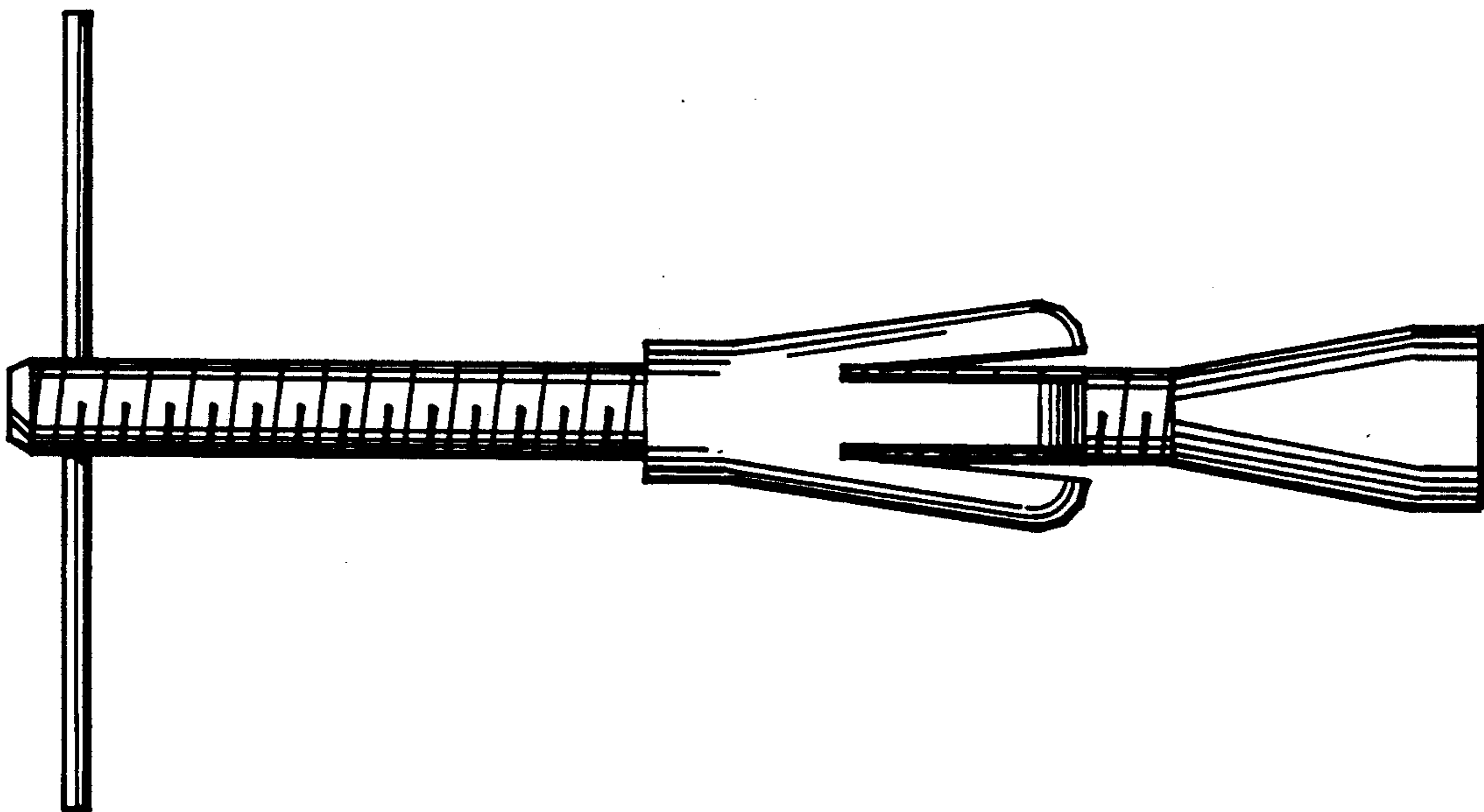
Primary Examiner—Bruce W. Dunkins
Assistant Examiner—M. A. Hannon
Attorney, Agent, or Firm—Jerry T. Kearns

[57] **CLAIM**

The ornamental design for an orifice tube expander, as shown and described.

DESCRIPTION

FIG. 1 is a front elevational view of an orifice tube expander showing my new design, the rear view being the mirror image thereof;
FIG. 2 is a top plan view thereof, the bottom plan view being the mirror image thereof;
FIG. 3 is a left side elevational view thereof; and,
FIG. 4 is a right side elevational view thereof.



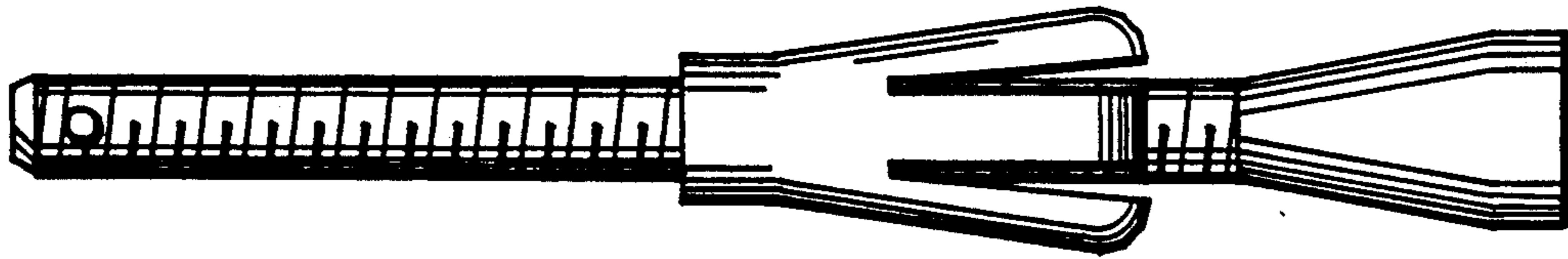


Fig. 1

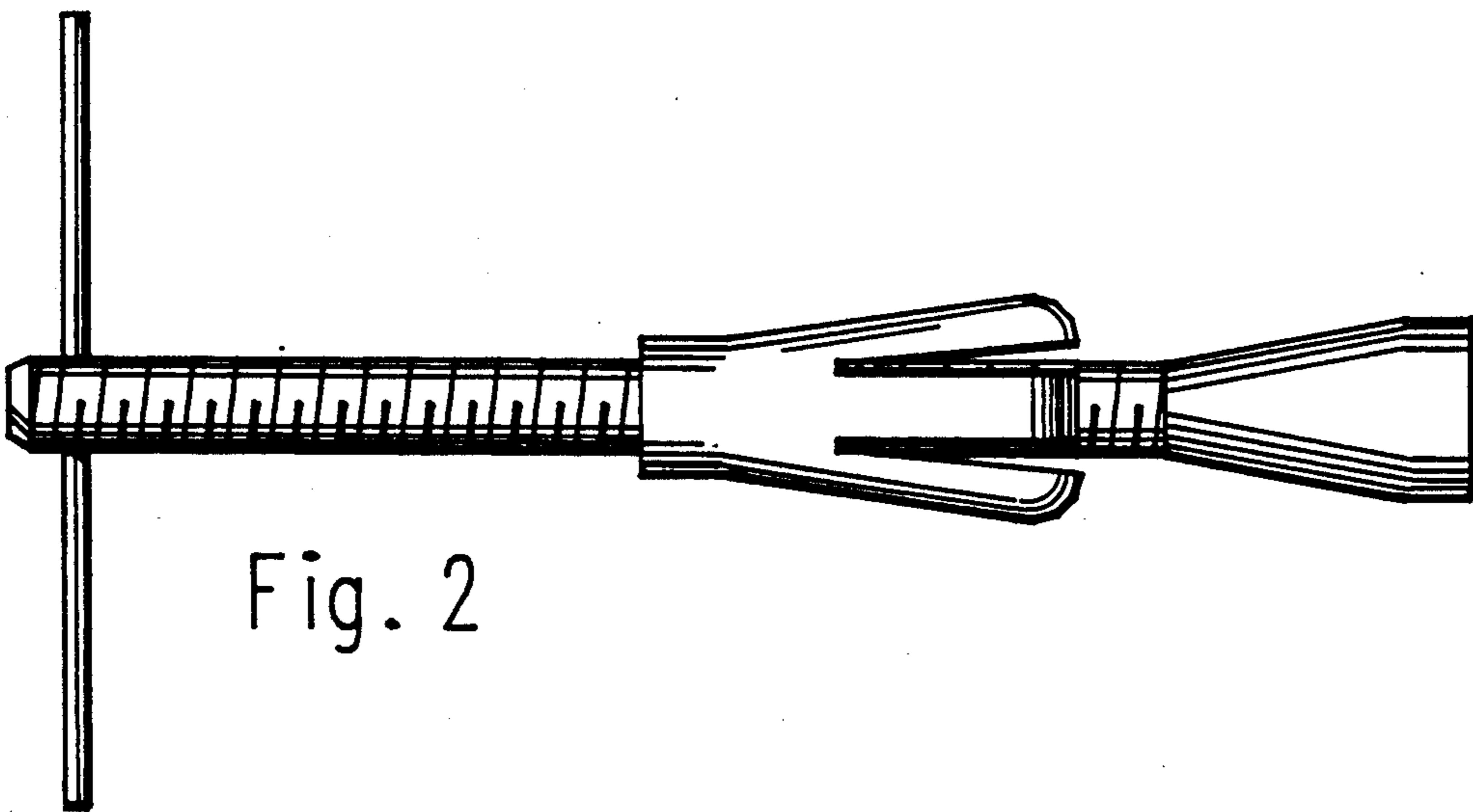


Fig. 2




Fig. 3

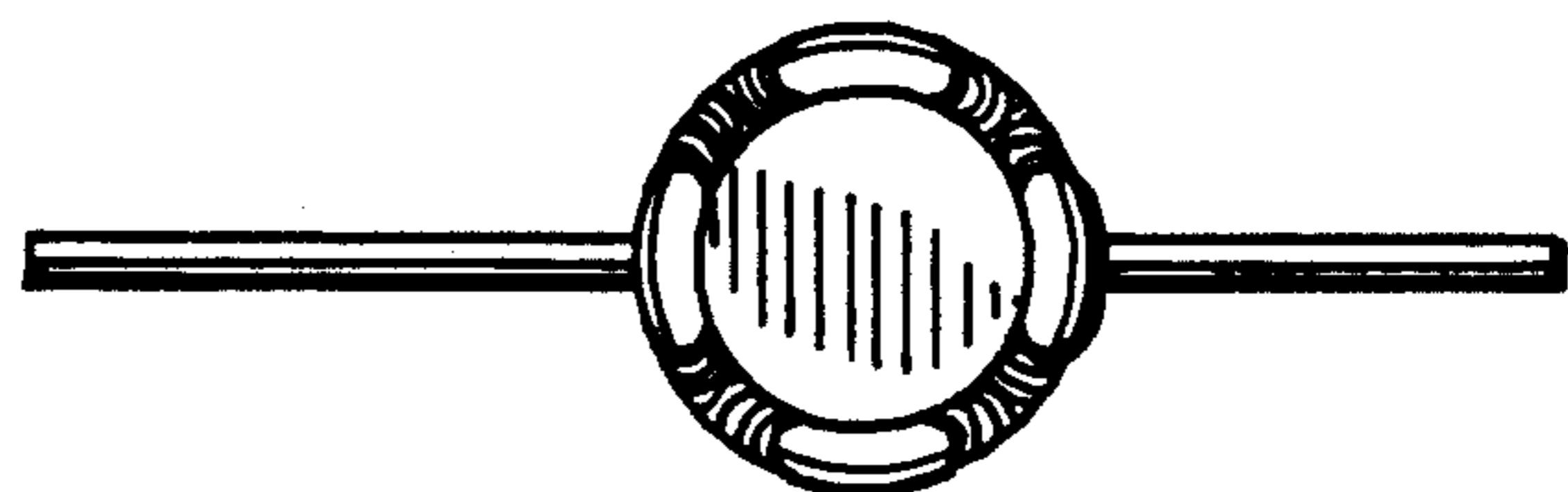


Fig. 4