

[54] SERVING PLATE OR SIMILAR ARTICLE

[75] Inventor: Steve A. Unger, Manilus, N.Y.

[73] Assignee: Syracuse China Corporation,  
Syracuse, N.Y.

[\*\*] Term: 14 Years

[21] Appl. No.: 163,931

[22] Filed: Mar. 3, 1988

[52] U.S. Cl. .... D7/545; D7/586

[58] Field of Search ..... D7/586, 582, 545, 566,  
D7/543, 544, 550-552, 554, 588, 500, 505, 567,  
569, 587, 570

[56] References Cited

U.S. PATENT DOCUMENTS

D. 82,012	9/1930	Allen	.....	D7/545
D. 244,245	5/1977	Jensen	.....	D7/586
D. 281,128	10/1985	Unger	.....	D7/586
D. 291,856	9/1987	Everhan	.....	D7/570
D. 303,196	9/1989	Unger	.....	D7/586

OTHER PUBLICATIONS

*Jackson Vitrified China Co.*, cat. #11, May 27, 1948, p. 44, item #372, item #374—Plate and Platter.  
*Woodward & Lothrop—Treasures: To Give and Receive*, Apr. 26, 1985, p. 10, #10E Wedgewood Adams Dinnerware “Jazz” pattern.

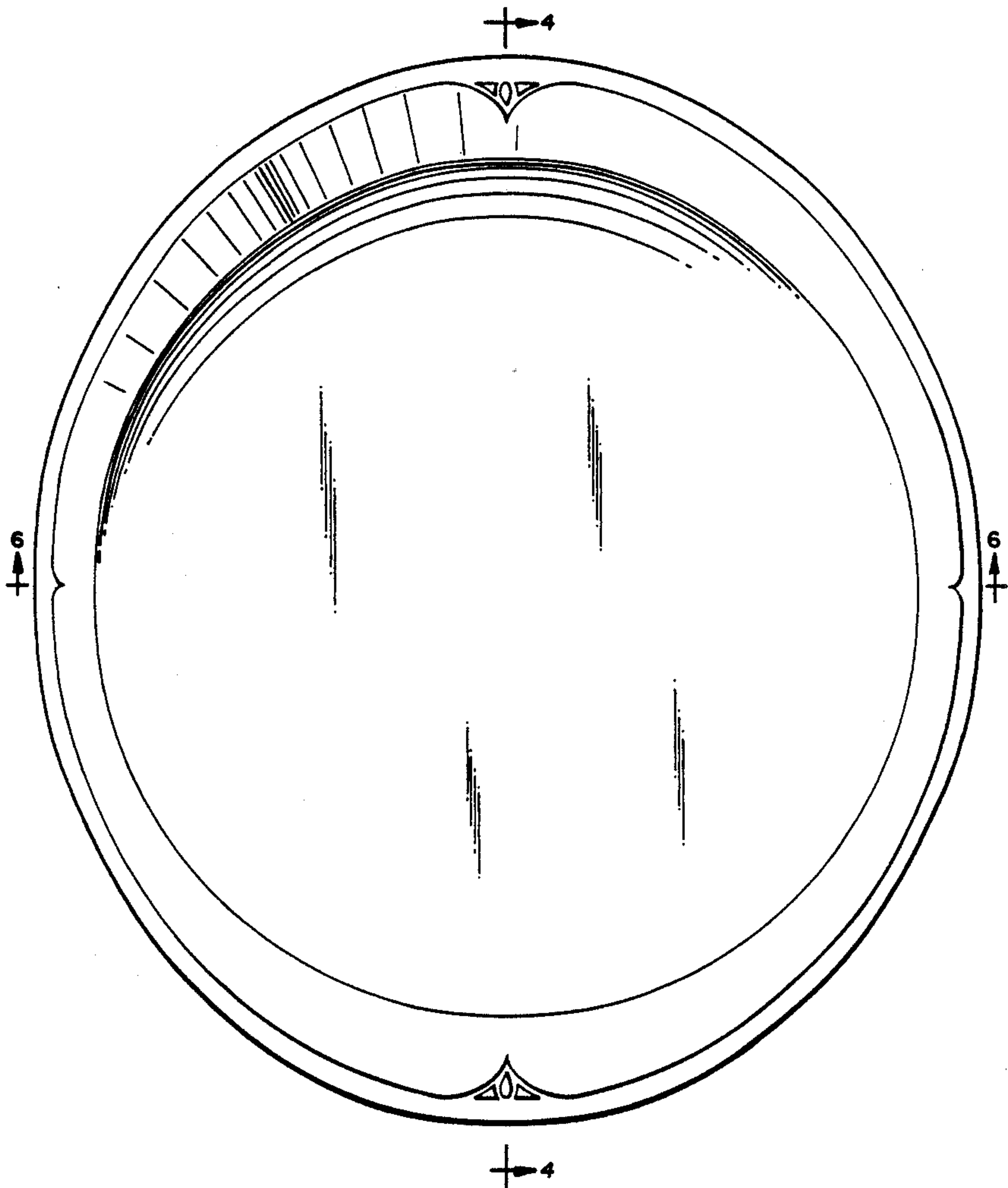
*Primary Examiner*—Winifred E. Herrmann  
*Attorney, Agent, or Firm*—Cushman, Darby & Cushman


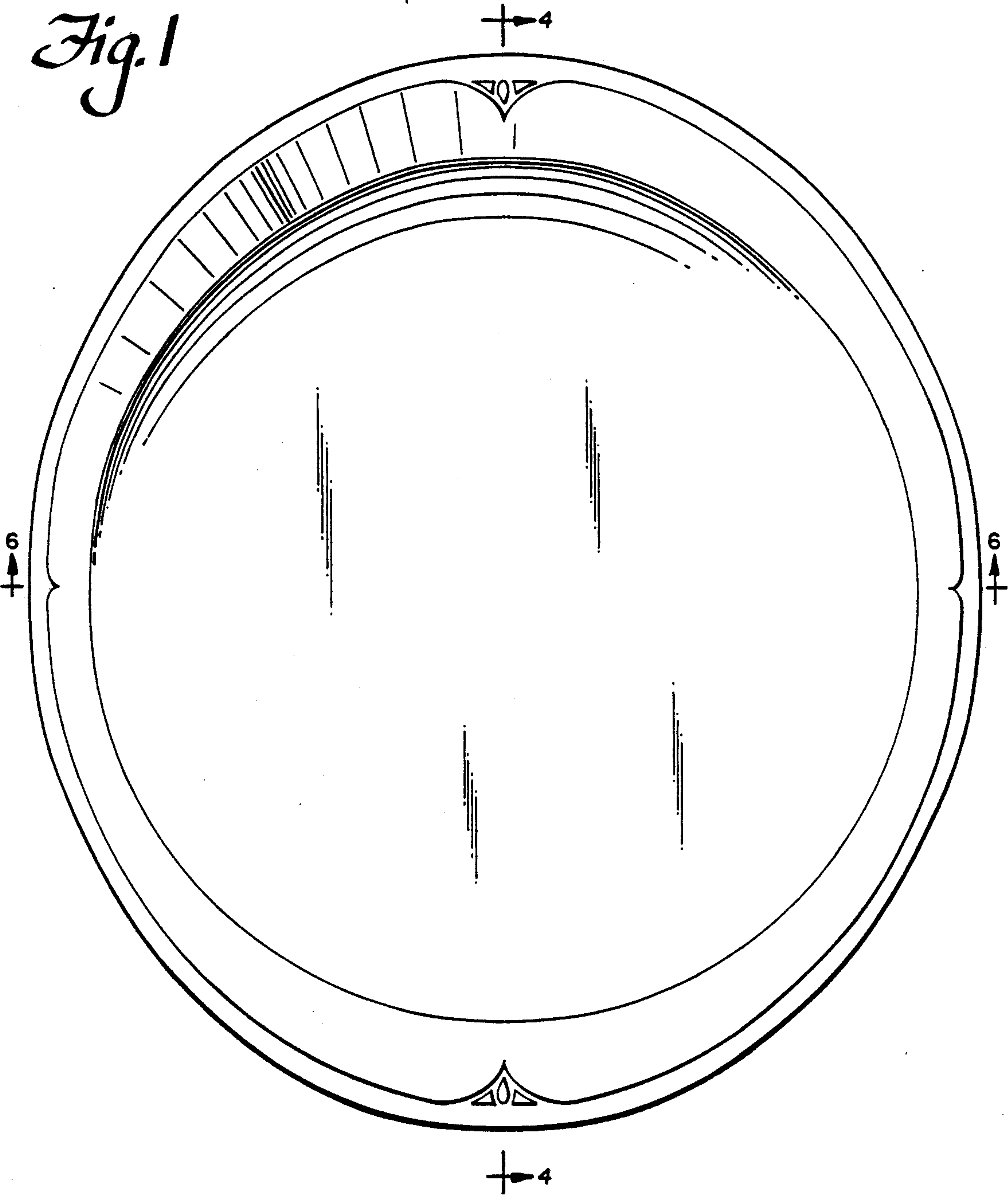
[57] CLAIM

The ornamental design for a serving plate or similar article, as shown and described.

DESCRIPTION

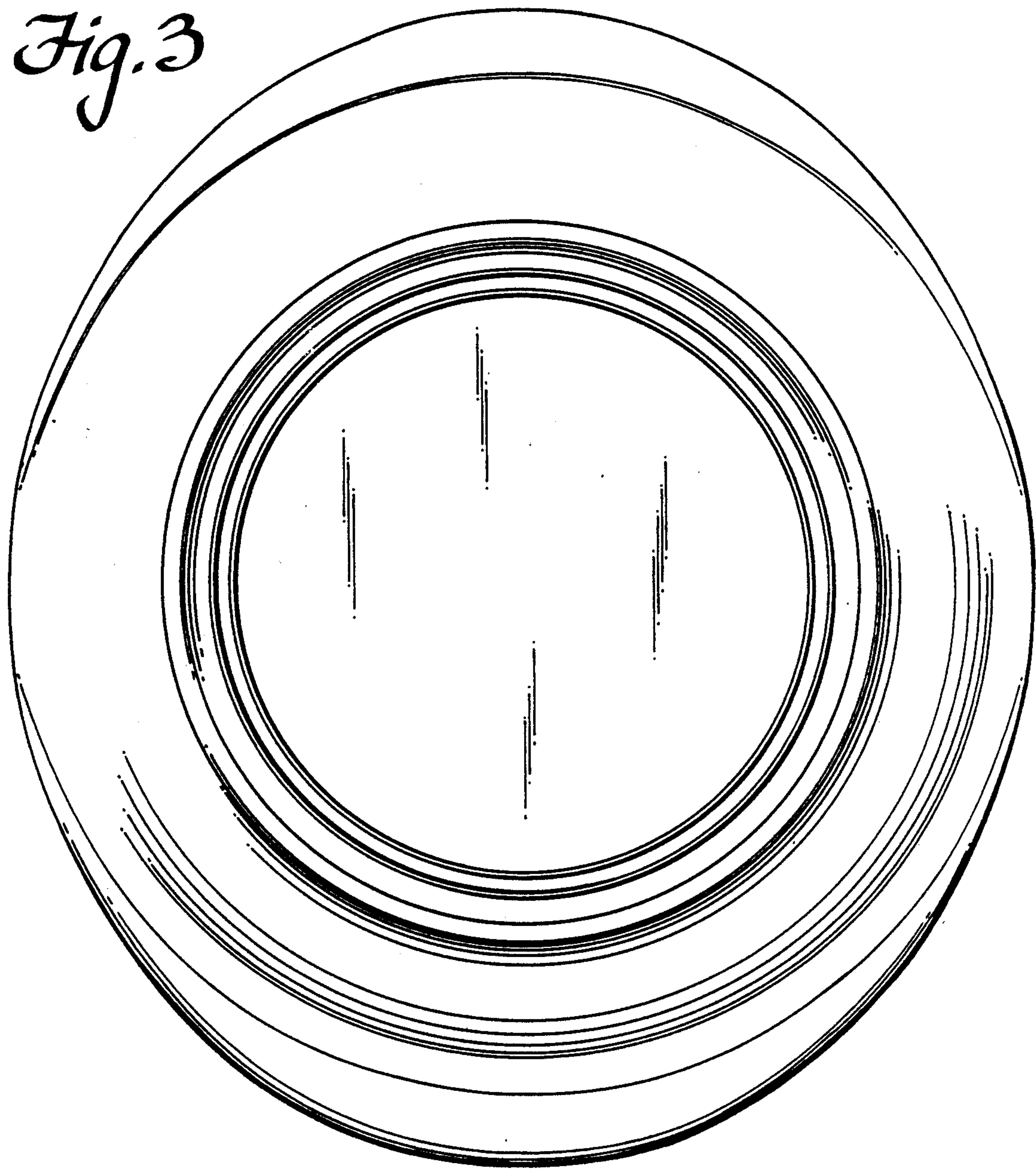
FIG. 1 is a top plan view of a serving plate or similar article showing my new design;  
FIG. 2 is an end elevational view thereof, the opposite end view being the mirror image thereof;  
FIG. 3 is a bottom plan view thereof;  
FIG. 4 is a sectional view along the length thereof taken along line 4—4 of FIG. 1;  
FIG. 5 is a side elevational view thereof, the opposite side elevational view being a mirror image thereof;  
FIG. 6 is an enlarged fragmentary top plan view of a portion of the rim of my new design; and  
FIG. 7 is a sectional view across the width thereof taken along line 7—7 of FIG. 1.



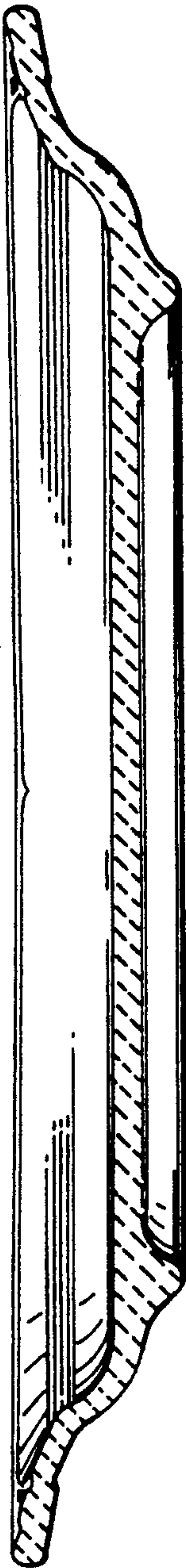


*Fig. 2*


*Fig. 3*








*Fig. 4*



*Fig. 6*



*Fig. 5*