

[54] **FOLDABLE CHAIR**

[75] **Inventor: Charles R. Goetz, Carnegie, Pa.**

[73] **Assignee: Alco Industries Inc., Valley Forge, Pa.**

[**] **Term: 14 Years**

[21] **Appl. No.: 72,586**

[22] **Filed: Jul. 13, 1987**

[52] **U.S. Cl. D6/368**

[58] **Field of Search D6/368, 334; 297/55, 297/56, 57**

[56] **References Cited**

U.S. PATENT DOCUMENTS

63,897	4/1867	Howarth	297/57
D. 217,344	4/1970	Lindfors	D6/368
D. 234,935	4/1975	Dranssart	D6/368
D. 278,486	4/1985	Bayly	D6/368
D. 283,566	4/1986	Cronsioe	D6/368
1,704,712	3/1929	Silverman	297/57
1,800,107	4/1931	Schmitt	297/57
4,415,201	11/1983	Wang	297/57

FOREIGN PATENT DOCUMENTS

1567943 4/1969 France 297/57

OTHER PUBLICATIONS

Interiors, 8/1954, p. 83, chair, bottom center of page.
 Sears-Spring/Summer 1980, p. 1294, chair-E, left center of page.

B-O-M-C Inc. Catalog, Spring/Summer 1981, p. 8, chair-D, right center of page.

Primary Examiner—Bruce W. Dunkins

Assistant Examiner—Ann Hunt

Attorney, Agent, or Firm—William J. Ruano

[57] **CLAIM**

The ornamental design for a foldable chair, as shown and described.

DESCRIPTION


FIG. 1 is a front perspective view of the foldable chair showing my new design;

FIG. 2 is a rear perspective view thereof;

FIG. 3 is a front elevational view of the foldable chair in folded position;

FIG. 4 is a side elevational view, the opposite side view being a mirror image thereof; and

FIG. 5 is a rear elevational view thereof.






Fig. 1




Fig. 2

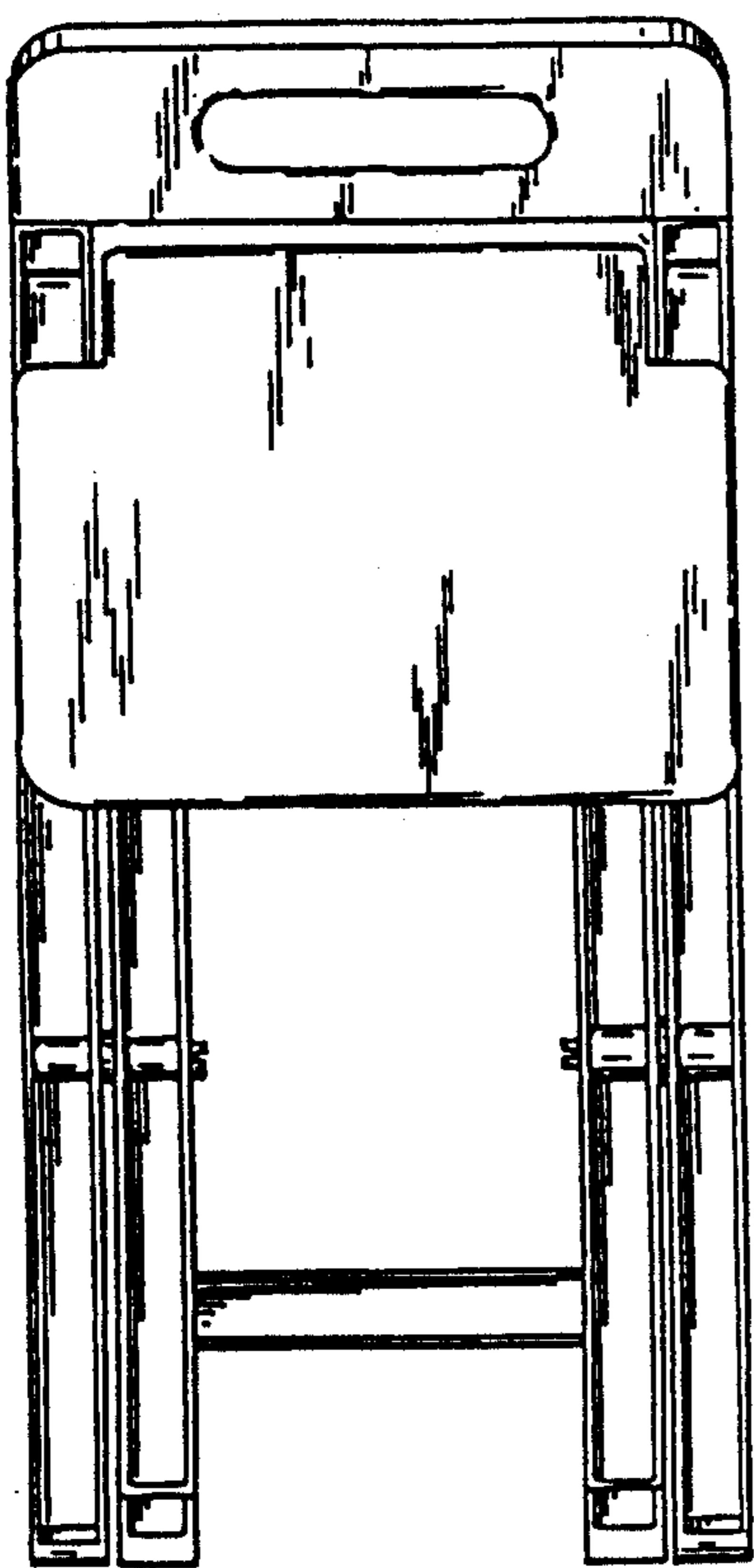


Fig. 3



Fig. 4

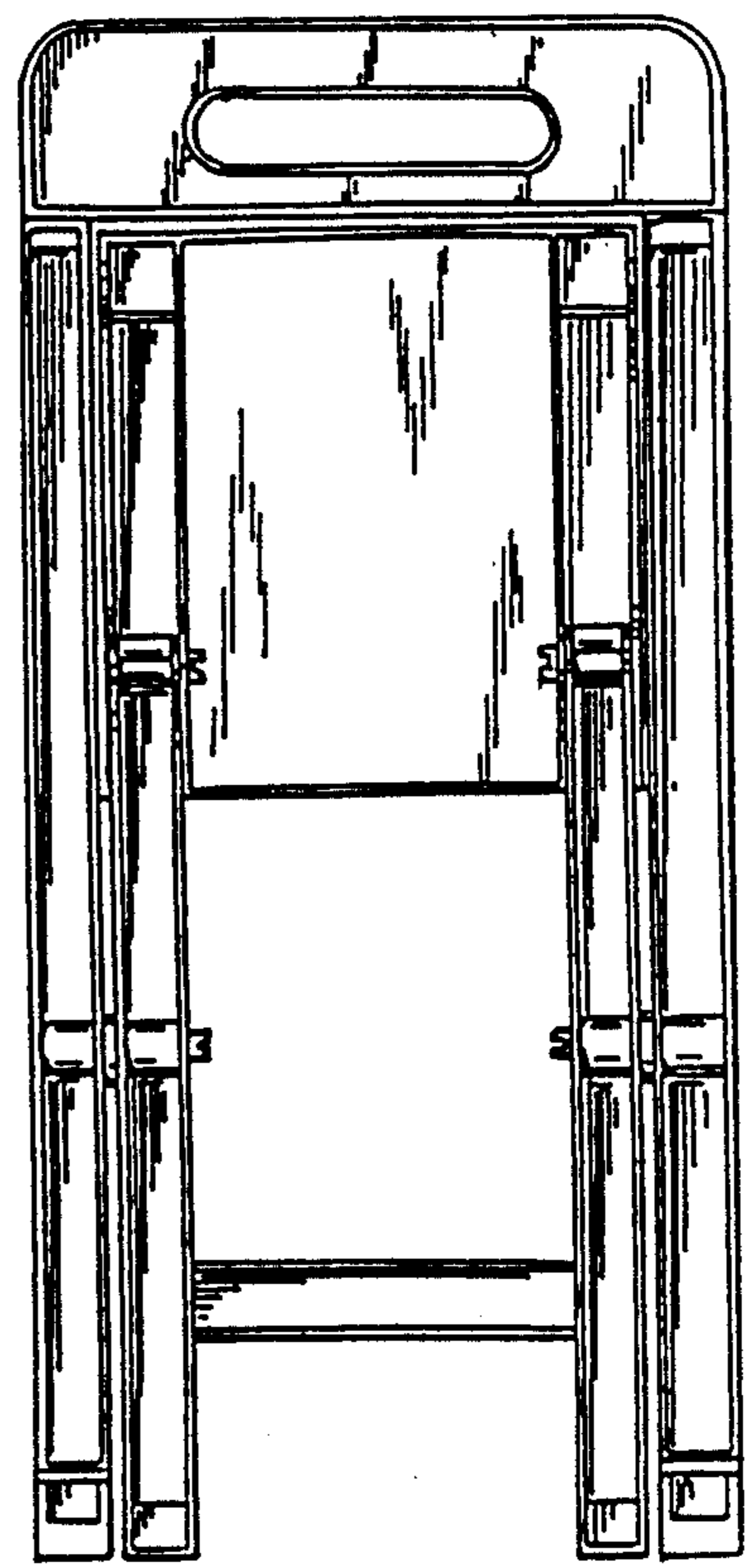


Fig. 5