

United States Patent [19]

Seamster, Jr.

[11] Patent Number: **Des. 314,845**

[45] Date of Patent: **** Feb. 19, 1991**

[54] **FRAME FOR CAR WASH EQUIPMENT OR THE LIKE**

[76] Inventor: **Silas Seamster, Jr., Rte. 1, Box 1641, Ringgold, Va. 24586**

[**] Term: **14 Years**

[21] Appl. No.: **925,404**

[22] Filed: **Oct. 30, 1986**

[52] U.S. Cl. **D32/4; D6/462**

[58] Field of Search **D32/1, 4, 25; D6/462; D19/75; 211/13, 42, 133; 248/637, 676, 678; 15/53 R, 53 A, 53 AB, 53 B, DIG. 2, 97 B; 340/51**

[56] **References Cited**

U.S. PATENT DOCUMENTS

D. 242,067 10/1976 Barber D32/25

D. 296,279 6/1988 Baldree et al. D6/462
3,908,219 9/1975 Chapman et al. 15/DIG. 2
4,039,014 8/1977 Sellars 15/DIG. 2
4,622,710 11/1986 Stothart 15/DIG. 2

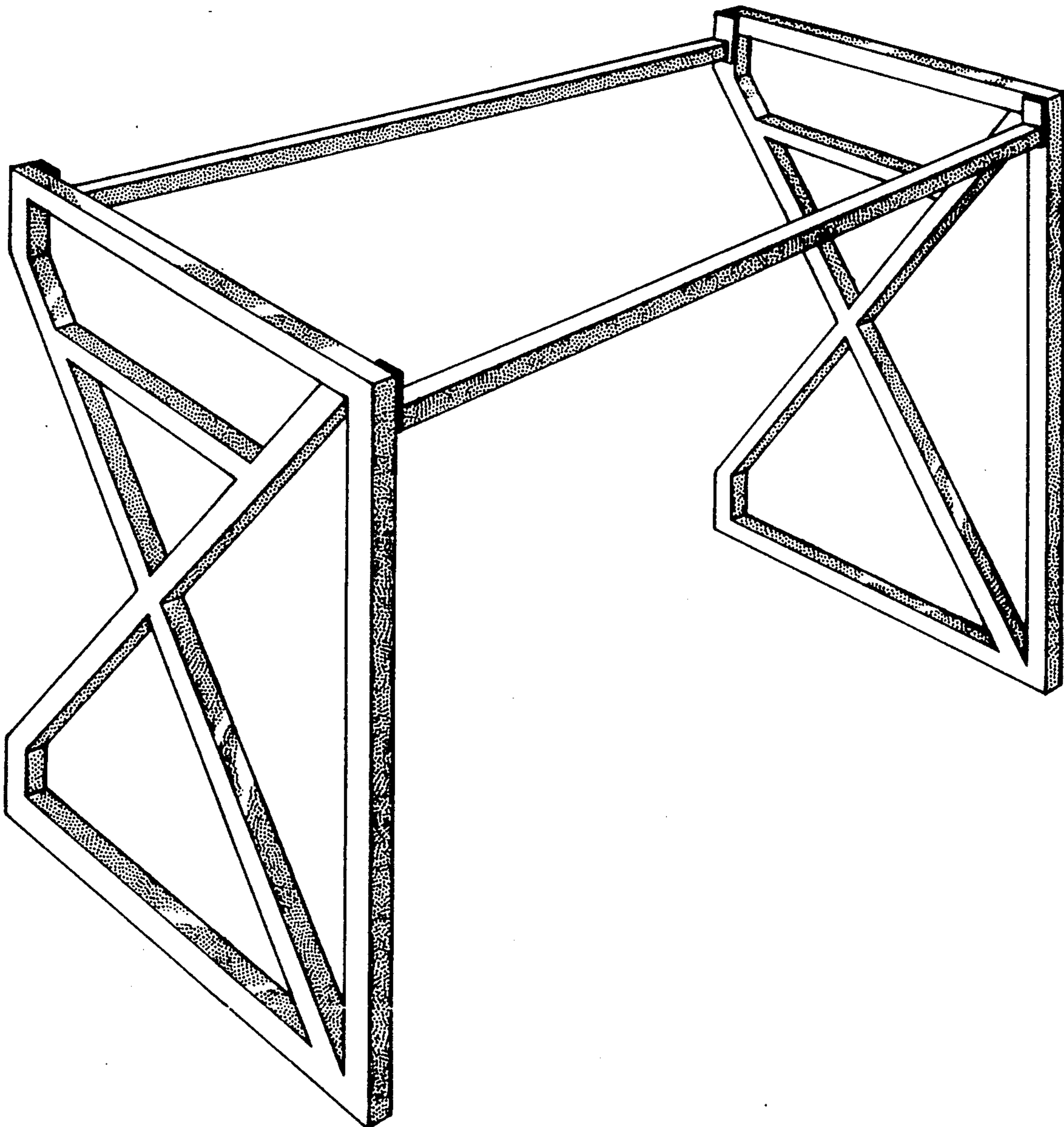
Primary Examiner—A. Hugo Word
Assistant Examiner—Ruth McInroy
Attorney, Agent, or Firm—Rhodes, Coats & Bennett

[57] **CLAIM**

The ornamental design for frame for car wash equipment or the like, as shown and described.

DESCRIPTION

FIG. 1 is a perspective view of a frame for car wash equipment or the like showing my new design;
FIG. 2 is a top plan view thereof;
FIG. 3 is a front elevational view thereof;
FIG. 4 is a left side elevational view thereof, the opposite side being a mirror image;
FIG. 5 is a rear elevational view thereof.



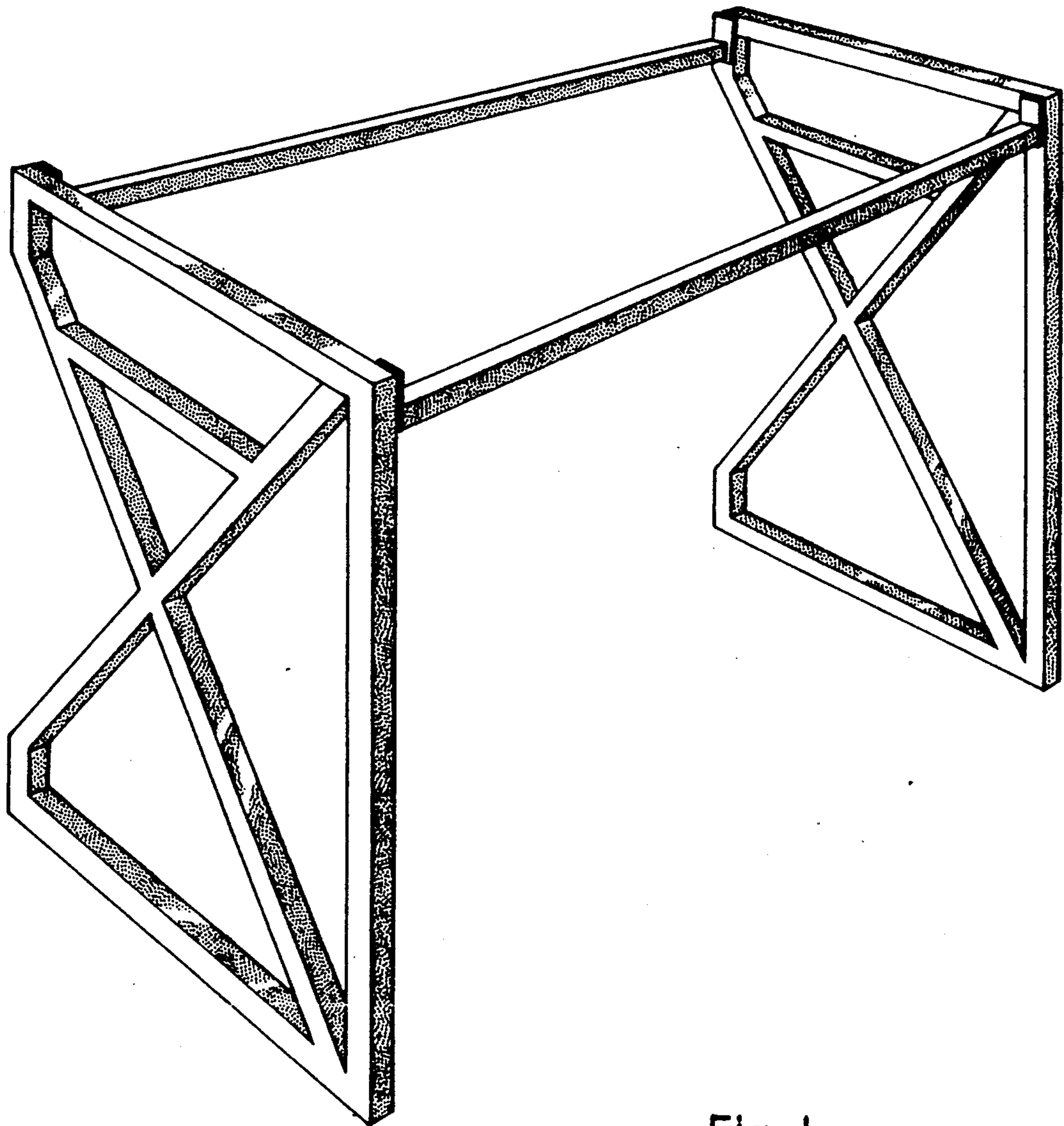


Fig. 1




Fig. 2




Fig. 3

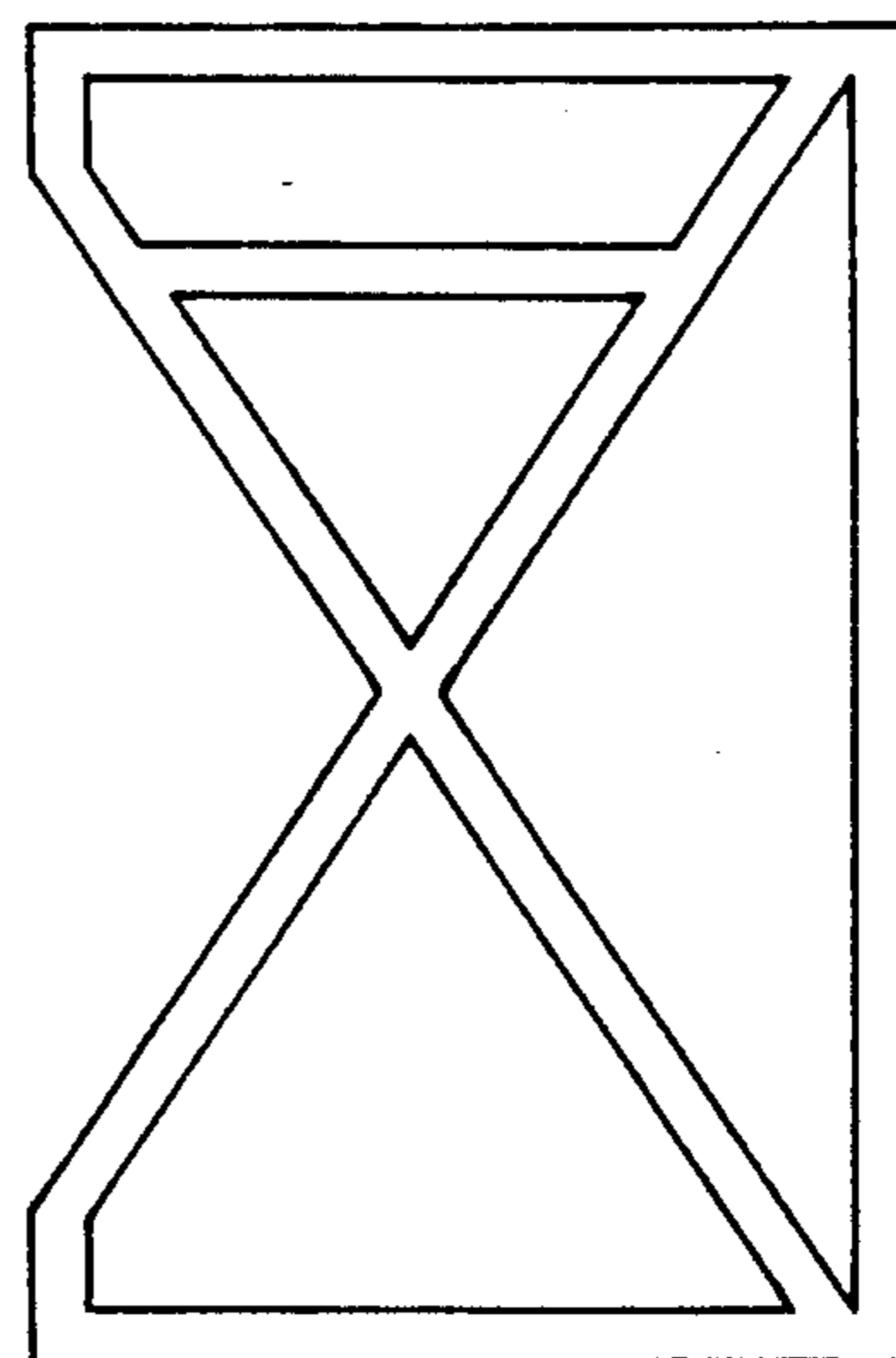


Fig. 4




Fig. 5