

[54] POWDER COMPACT

[75] Inventor: Beverly J. Fleming, Kernersville, N.C.

[73] Assignee: MBJ Products, Inc., Flower Mound, Tex.

[\*\*] Term: 14 Years

[21] Appl. No.: 319,470

[22] Filed: Mar. 6, 1989

[52] U.S. Cl. .... D28/79

[58] Field of Search ..... D28/73, 76-79, D28/82, 91, 8.1; D3/30.1, 44, 39, 75; D9/307, 310, 414, 420, 429, 329; 206/235, 581, 823, 457; 200/DIG. 26; 132/293-307, 315, 316; D7/539; D6/539

D. 124,955 2/1941 Botham ..... D28/79  
D. 128,256 7/1941 Gerli ..... D28/79  
D. 263,421 3/1982 Gilson ..... D9/310 X  
D. 281,042 10/1985 Antoni et al. .... D7/539  
D. 285,371 8/1986 Tong ..... D28/78  
D. 303,584 9/1989 Bakic ..... D28/91  
D. 306,503 3/1990 Bakic ..... D28/78  
D. 308,021 5/1990 Natori ..... D9/310

OTHER PUBLICATIONS

Hong Kong Enterprise, 7/1987, p. 182, bottom of page, center & second from left.

Primary Examiner—Bernard Ansher

Assistant Examiner—C. Tuttle

[57] CLAIM

The ornamental design for a powder compact, as shown and described.

[56] References Cited

U.S. PATENT DOCUMENTS

D. 63,502 12/1923 Slater ..... D28/82  
D. 107,249 11/1937 Most et al. .... D28/77  
D. 117,639 11/1939 Rich ..... D28/79  
D. 119,967 4/1940 Sierad ..... D28/79  
D. 124,952 2/1941 Botham ..... D28/78

DESCRIPTION

FIG. 1 is a top plan view of a powder compact embodying my new design;  
FIG. 2 is a left side elevational view thereof, the side opposite being a mirror image of the side shown;  
FIG. 3 is a rear elevational view thereof; and  
FIG. 4 is a bottom plan view thereof.

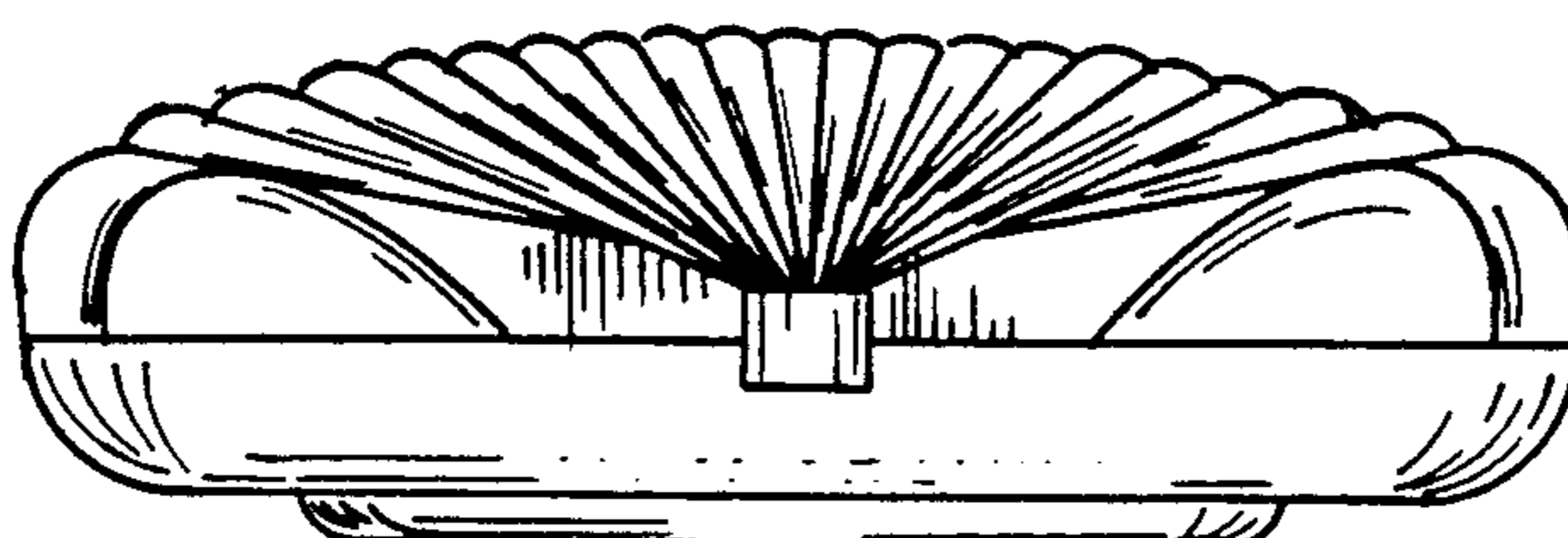
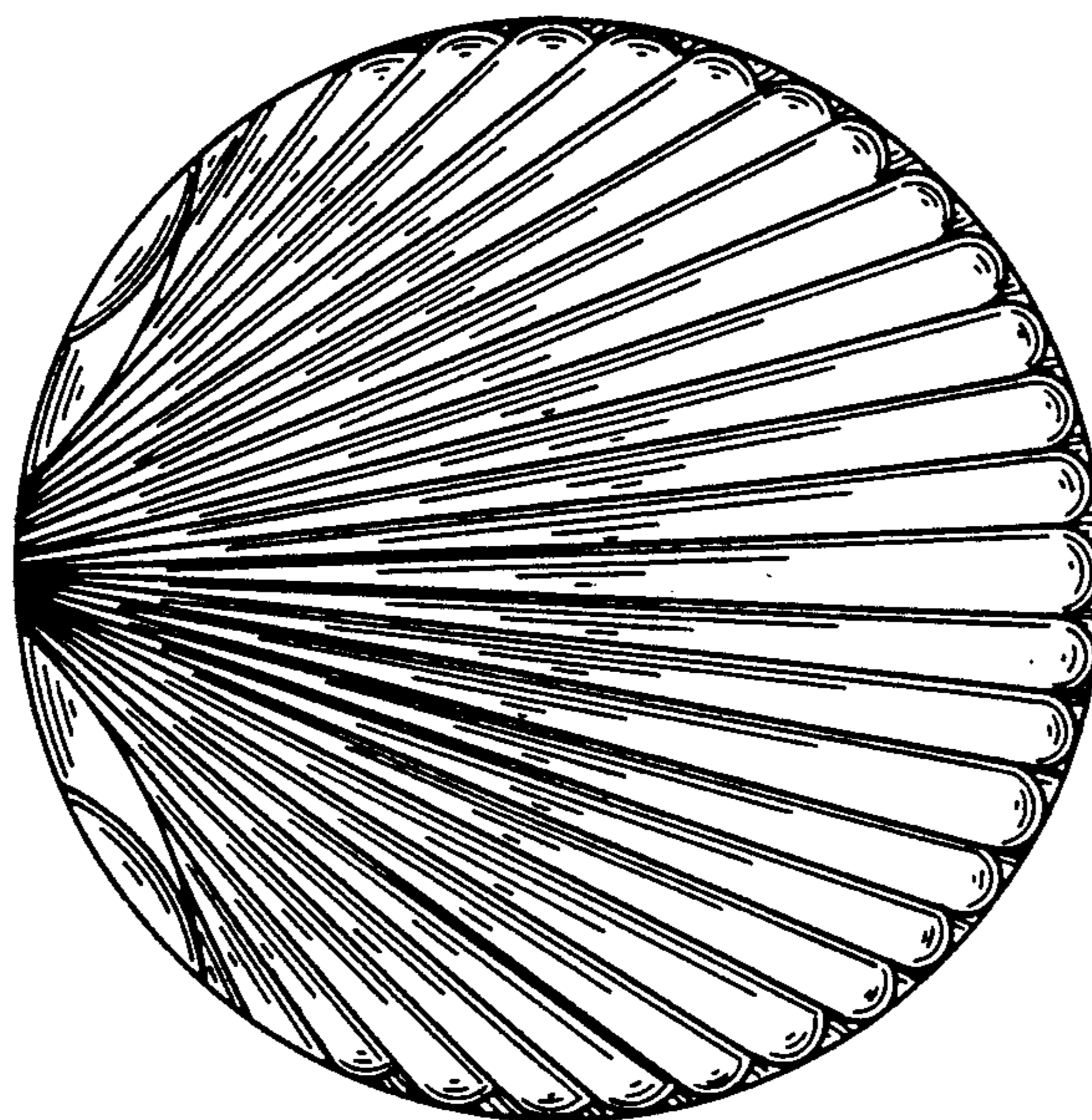


FIG. 1


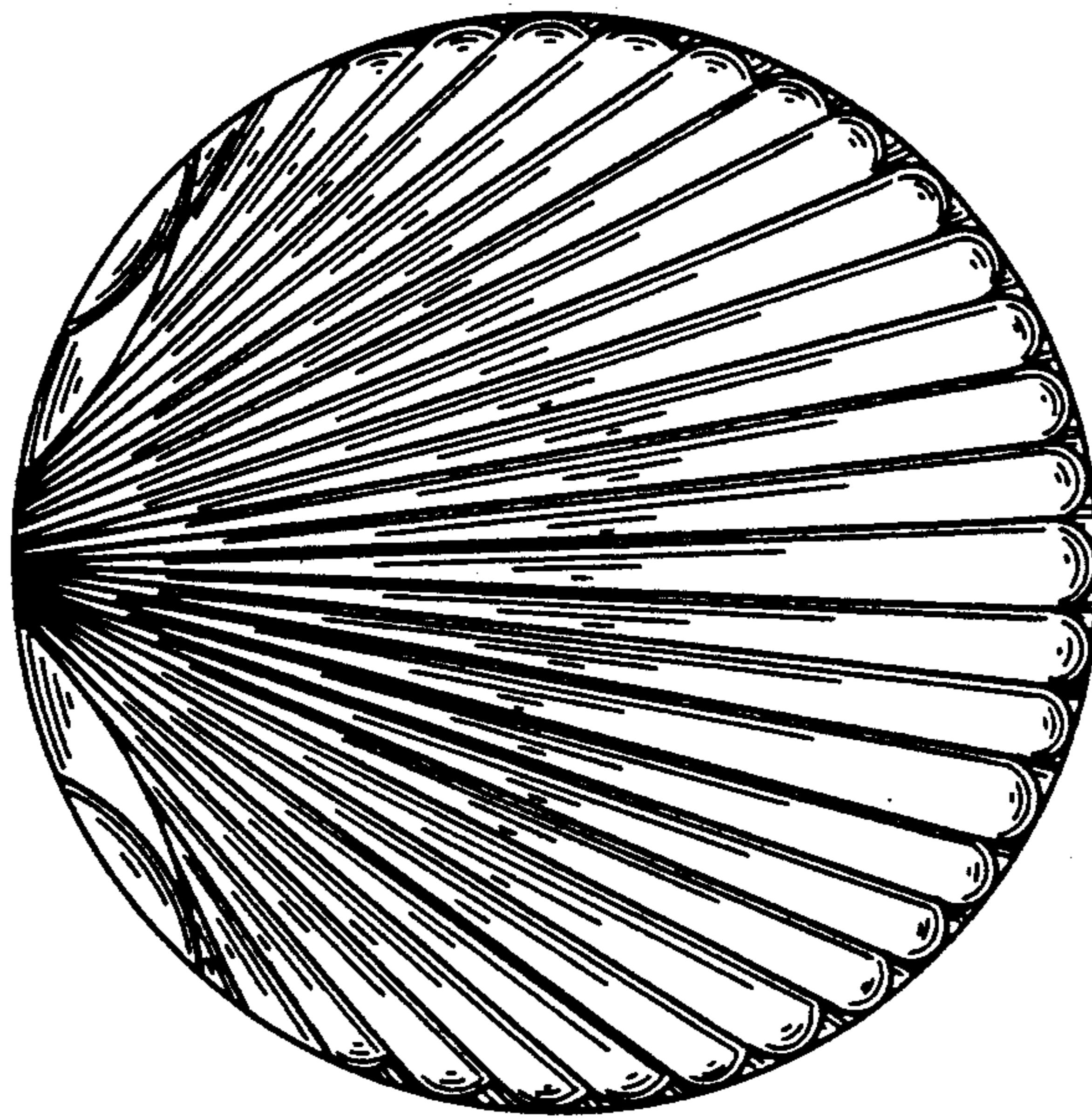


FIG. 2

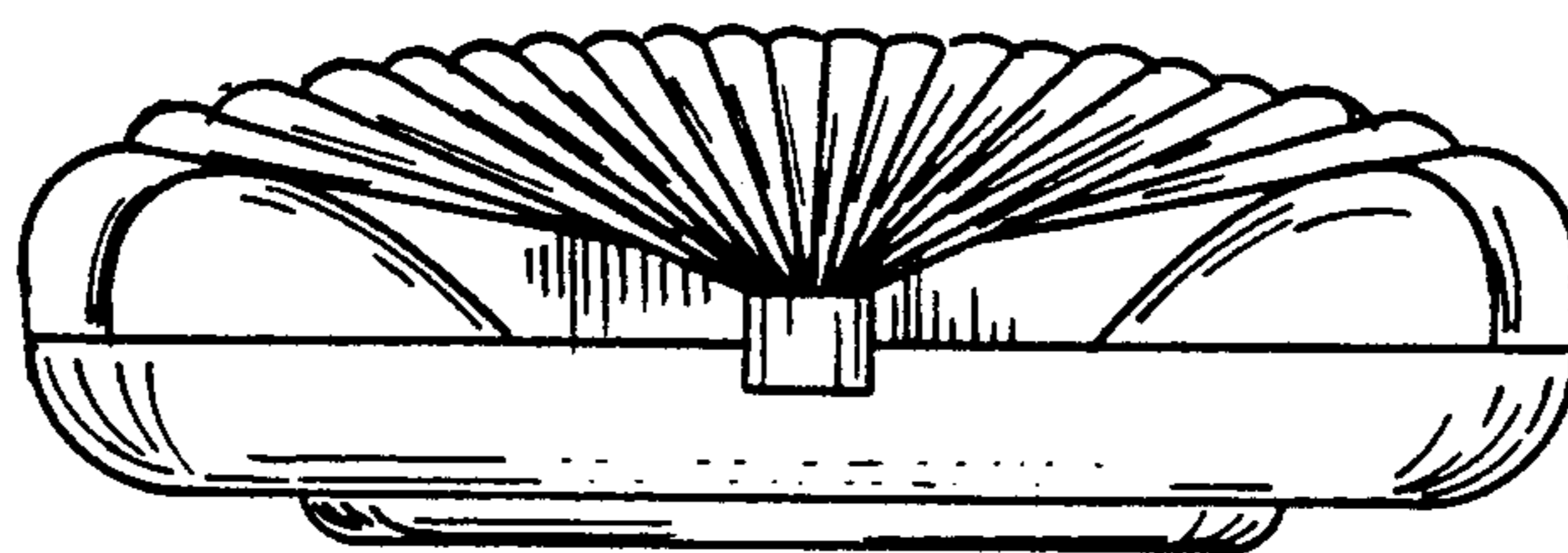


FIG. 3

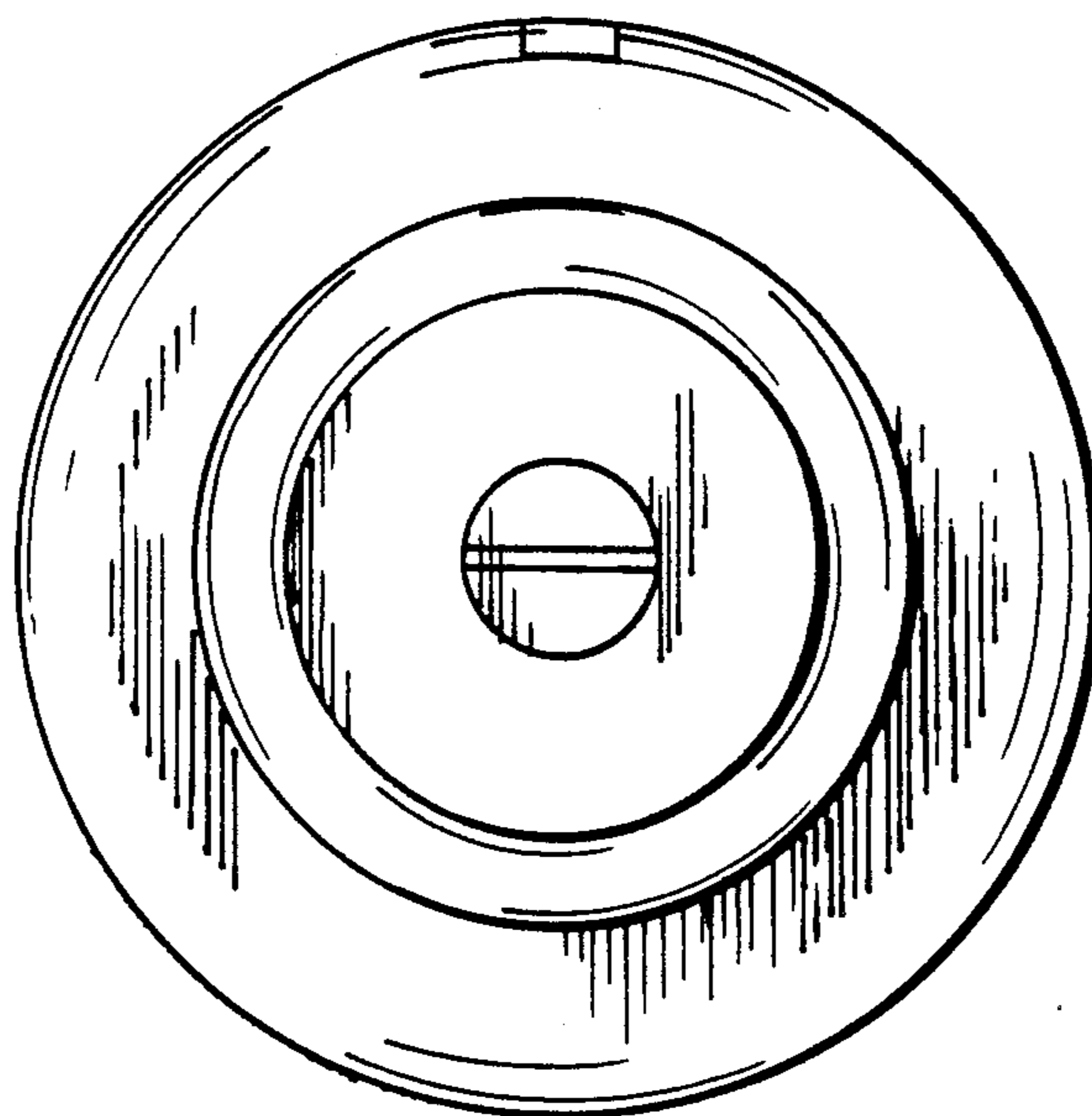


FIG. 4