

[54] **LAMP**

[75] **Inventor:** Robert A. Sonneman, New York, N.Y.  
[73] **Assignee:** Sonneman Design Group Inc., Long Island City, N.Y.  
[\*\*] **Term:** 14 Years  
[21] **Appl. No.:** 344,023

[22] **Filed:** Apr. 26, 1989  
[52] **U.S. Cl. ....** D26/108; D26/62  
[58] **Field of Search ....** D26/60-66, D26/93, 102-112; 362/410-414, 269, 275, 287, 418, 419, 427

[56] **References Cited**  
**U.S. PATENT DOCUMENTS**  
D. 200,658 3/1965 Mehr ..... D26/62  
D. 300,876 4/1989 Sakai ..... D26/63 X

**OTHER PUBLICATIONS**

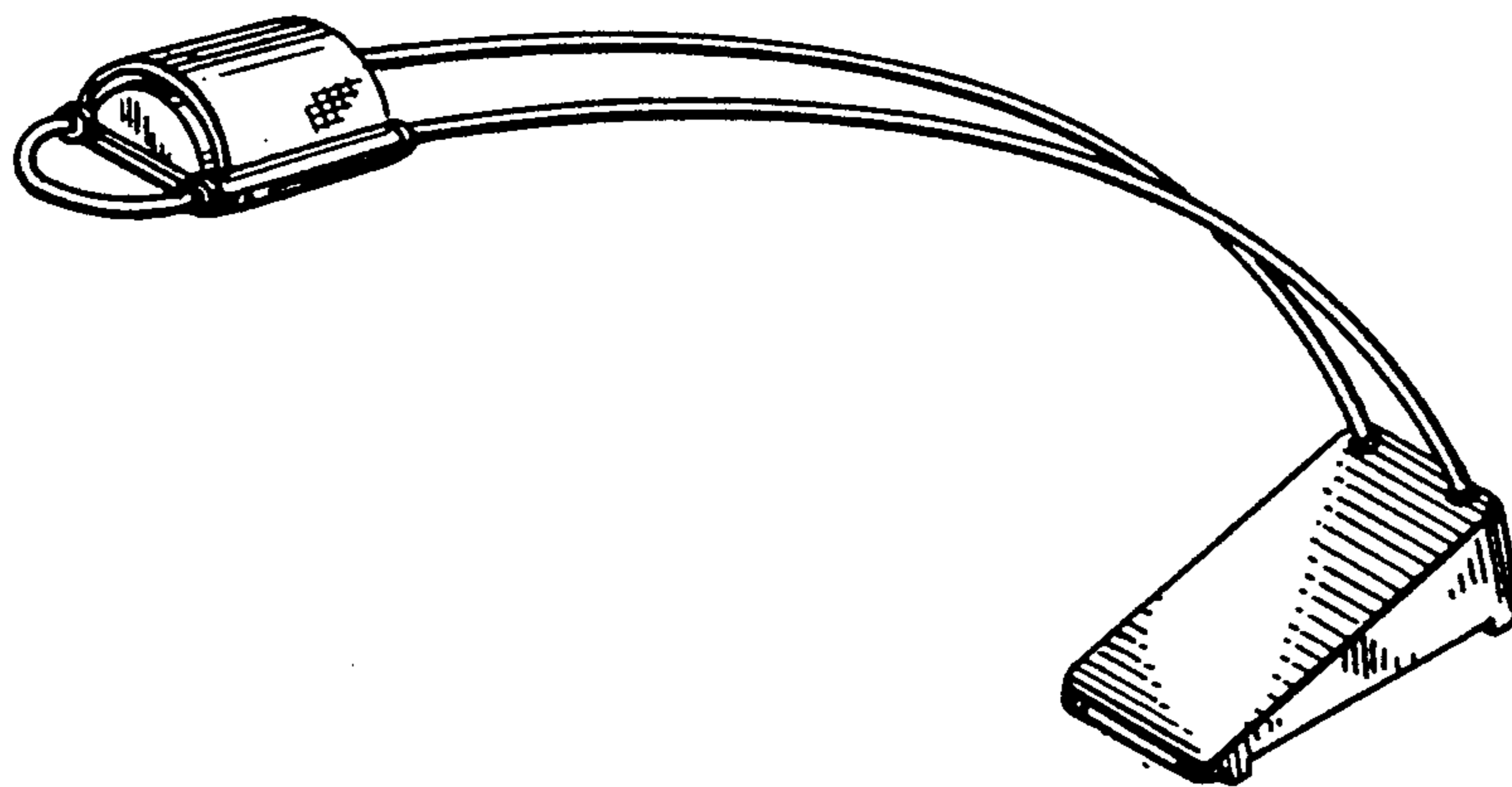
Kenneth Inc., Lighting catalog, p. 15, Table Lamp EE3250.  
Kenneth Inc., Lighting catalog, p. 16, Lamp #203.  
Home Lighting & Accessories, 8-1987, p. 43, AME Adjustable Lamp.  
*Primary Examiner*—Susan J. Lucas  
*Attorney, Agent, or Firm*—Gottlieb, Rackman & Reisman

[57] **CLAIM**

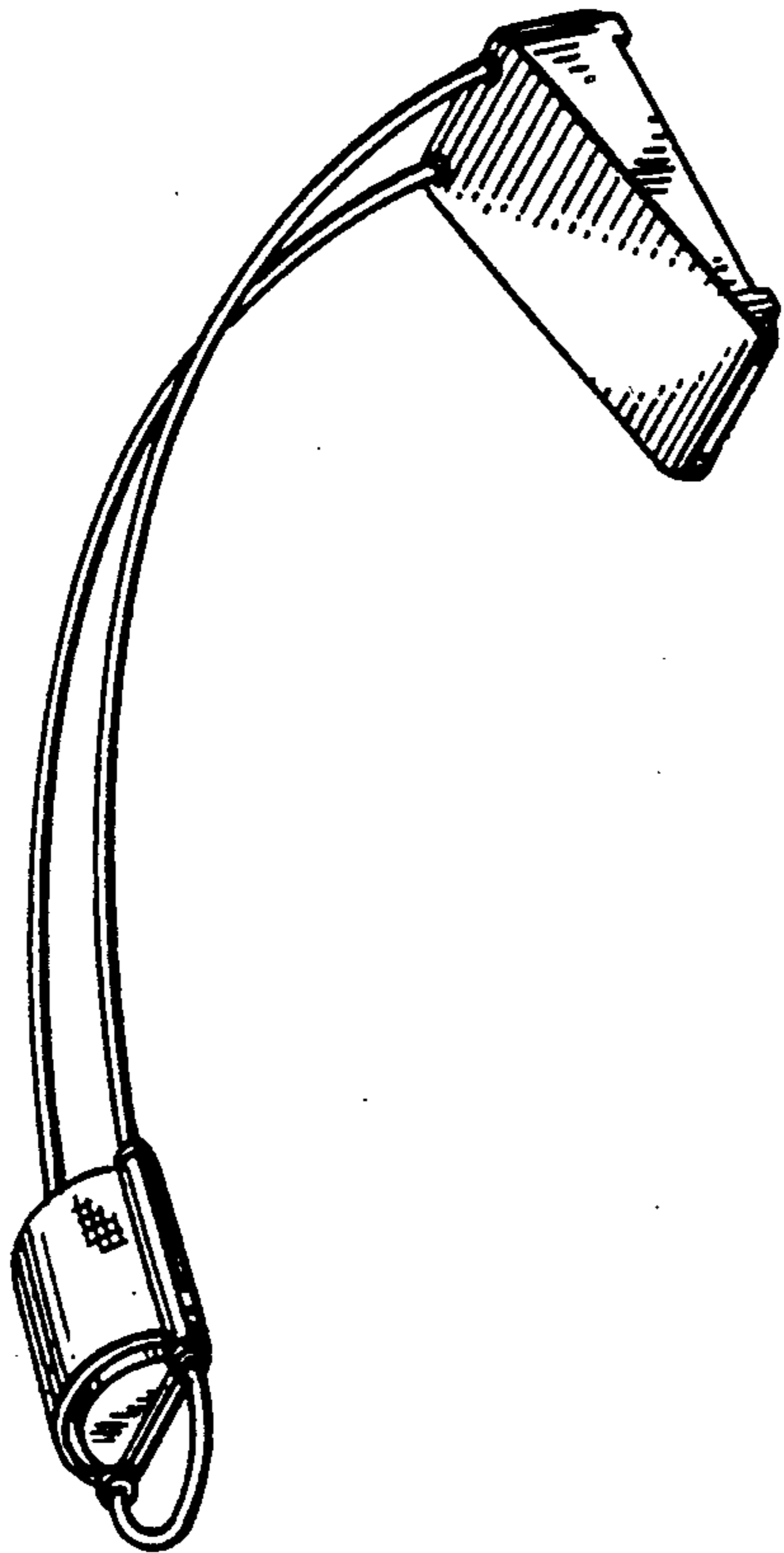
The ornamental design for a lamp, as shown and described.

**DESCRIPTION**

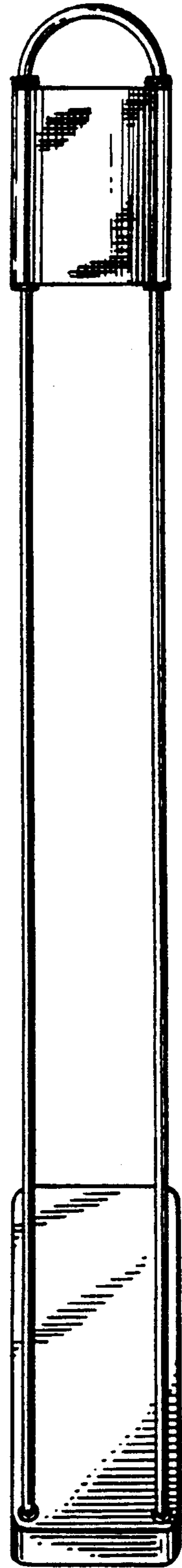
FIG. 1 is a top, front, right side perspective view of a lamp showing my new design;  
FIG. 2 is a top plan view thereof on an enlarged scale;  
FIG. 3 is a left side elevational view thereof on an enlarged scale, the right side being a mirror image;  
FIG. 4 is a front elevational view thereof on an enlarged scale;  
FIG. 5 is a rear elevational view thereof on an enlarged scale;  
FIG. 6 is a bottom plan view thereof on an enlarged scale.



*FIG. 1*



*FIG. 2*






FIG. 4

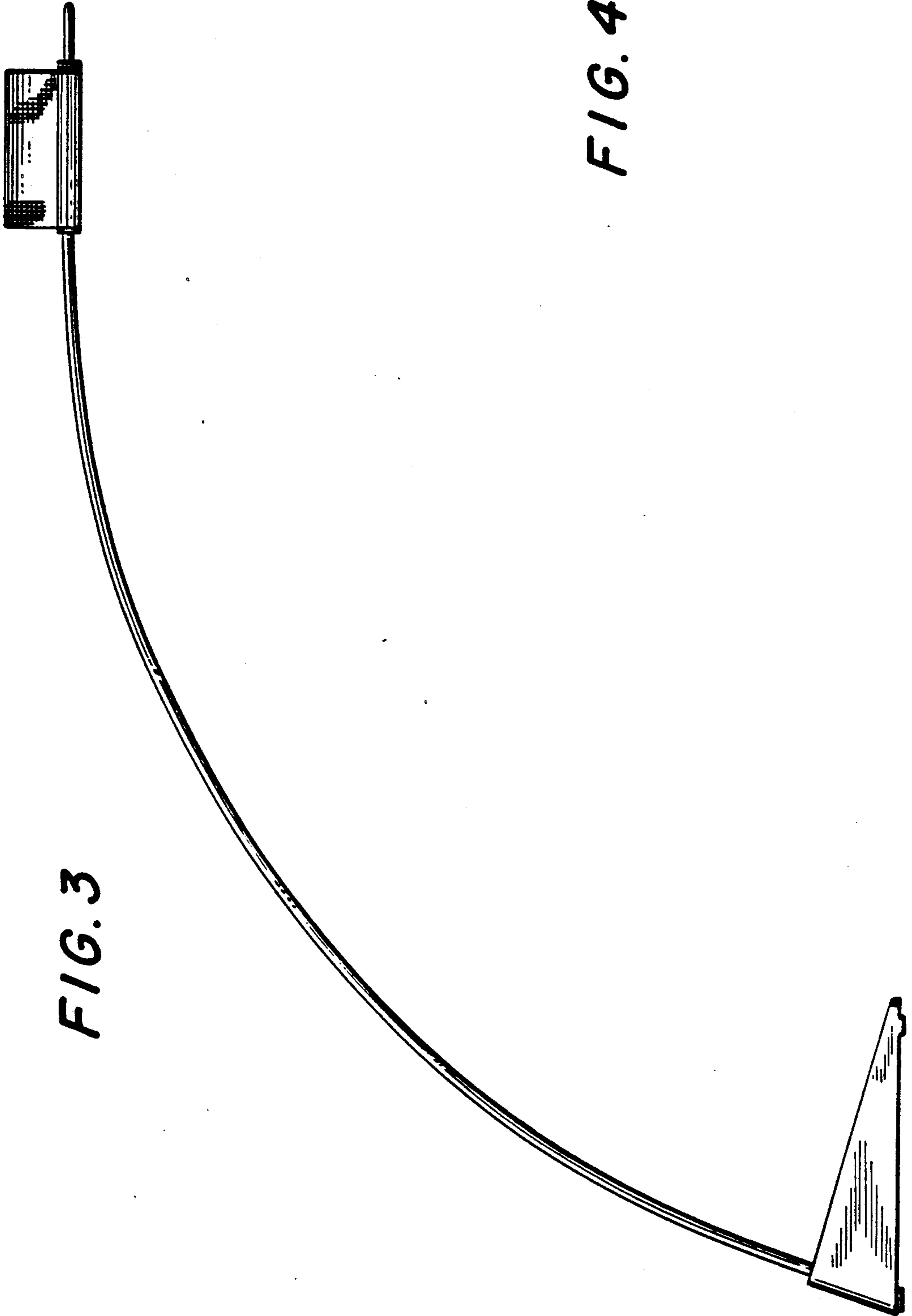


FIG. 3

FIG. 5




FIG. 6

