

[54] **FISHING LURE**
 [75] **Inventor: Clyde S. Gudermuth, Jr., Fort Smith, Ark.**
 [73] **Assignee: EBSCO Industries, Inc., Leeds, Ala.**
 [**] **Term: 14 Years**
 [21] **Appl. No.: 222,104**
 [22] **Filed: Jul. 8, 1988**
 [52] **U.S. Cl. D22/133**
 [58] **Field of Search D22/126, 133, 131; 43/42.15, 42.33, 42.35, 42.42, 42.16, 42.48, 42.45**

D. 299,508 1/1989 Ashworth D22/133
 D. 303,136 8/1989 Russell D22/133
 1,483,842 2/1924 Carter 43/42.48
 2,995,857 8/1961 Arff 43/42.35
 4,573,282 3/1986 Rowe 43/42.15
 4,733,491 3/1988 Wilson et al. 43/42.45

Primary Examiner—A. Hugo Word
Assistant Examiner—Doris V. Coles
Attorney, Agent, or Firm—Laney, Dougherty, Hessin & Beavers

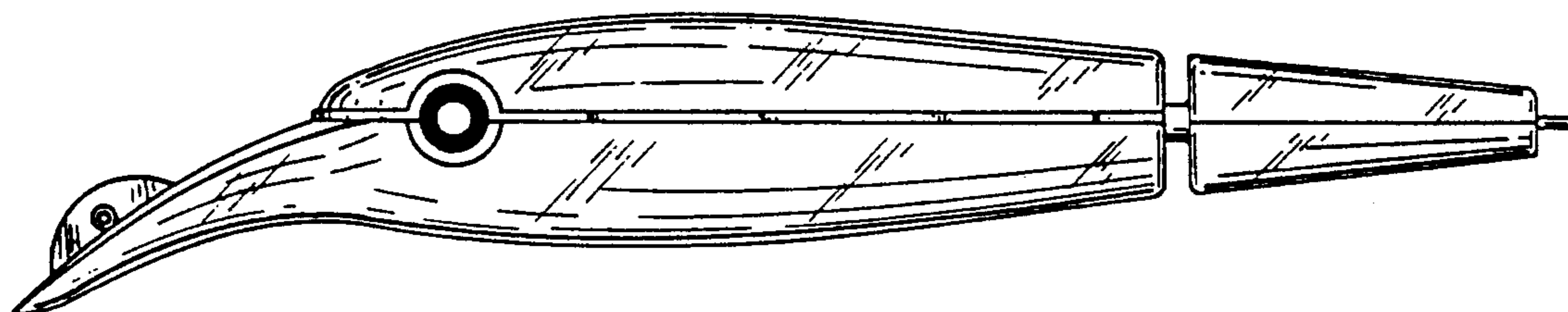
[57] **CLAIM**

The ornamental design for a fishing lure, as shown and described.

DESCRIPTION

FIG. 1 is a side elevational view of a fishing lure, showing my new design;
 FIG. 2 is a top plan view thereof;
 FIG. 3 is a bottom plan view thereof;
 FIG. 4 is a front elevational view thereof; and
 FIG. 5 is a rear elevational view thereof.

[56] **References Cited**
U.S. PATENT DOCUMENTS
 D. 218,932 10/1970 Perrin D22/133
 D. 246,248 11/1977 Nothdurft D22/133
 D. 254,386 3/1980 Storm D22/133
 D. 256,044 7/1980 Storm D22/133



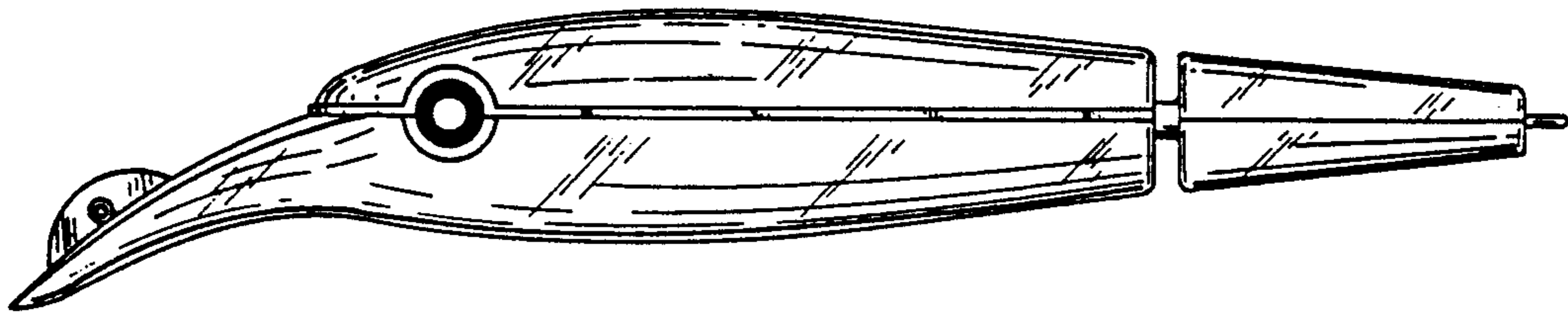


FIG. 1



FIG. 2



FIG. 3

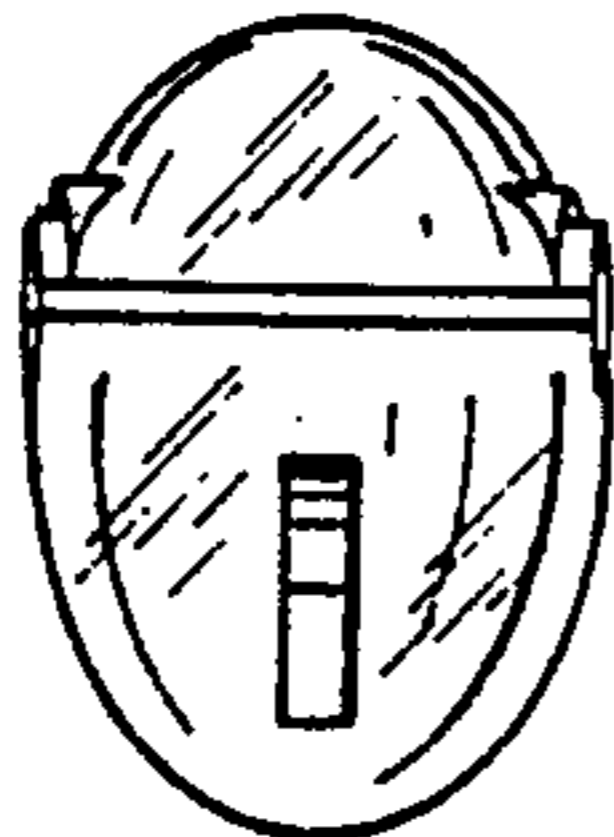


FIG. 4

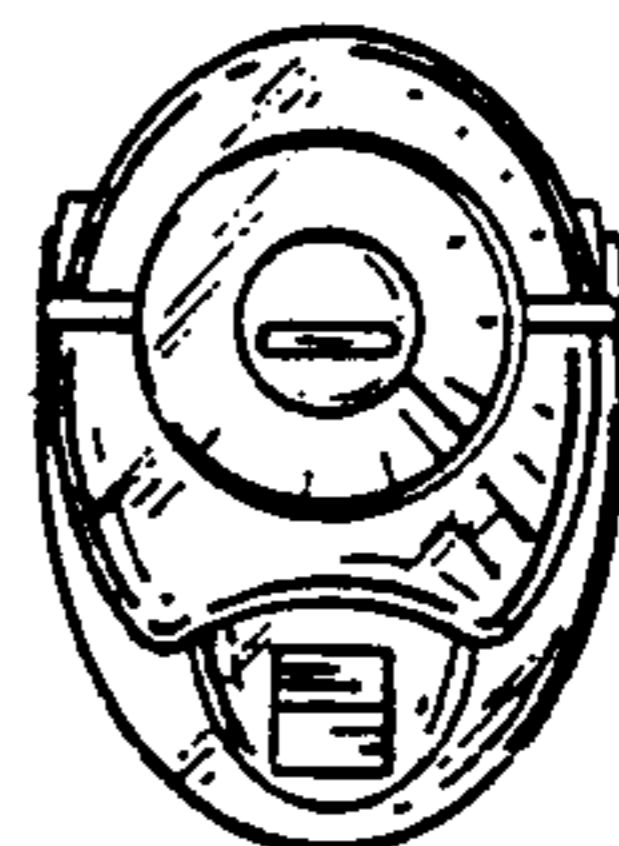


FIG. 5