

[54] BALL RACKET

[75] Inventor: Richard A. McMahon, Mendota Heights, Minn.

[73] Assignee: Rammer, Inc., West St. Paul, Minn.

[**] Term: 14 Years

[21] Appl. No.: 143,758

[22] Filed: Jan. 14, 1988

[52] U.S. Cl. D21/212

[58] Field of Search D21/212; 273/75, 76, 273/73 H, 73 K, 73 C, 73 R, 67 R

[56] References Cited

U.S. PATENT DOCUMENTS

D. 283,240	4/1986	Melby	D21/212
1,536,255	5/1925	Beal	D21/212 X
3,711,092	1/1973	Hogue	273/67 R X
3,734,499	5/1973	Goldstein	273/73 R X

Primary Examiner—Bernard Ansher
Assistant Examiner—Terry A. Pfeffer
Attorney, Agent, or Firm—Orrin M. Haugen; Thomas J. Nikolai; Frederick W. Niebuhr

[57] CLAIM

The ornamental design for a ball racket, as shown and described.

DESCRIPTION

FIG. 1 is a perspective view of a ball racket showing my new design;

FIG. 2 is a rear elevational view thereof;

FIG. 3 is a side elevational view thereof;

FIG. 4 is a top plan view thereof;

FIG. 5 is a bottom plan view thereof;


FIG. 6 is a perspective view of an alternate embodiment of FIG. 1;

FIG. 7 is a rear elevational view of FIG. 6;

FIG. 8 is a side elevational view of FIG. 6;

FIG. 9 is a top plan view of FIG. 6; and

FIG. 10 is a bottom plan view of FIG. 6.






Fig. 1



Fig. 4




Fig. 2



Fig. 3



Fig. 5

Fig. 6




Fig. 9

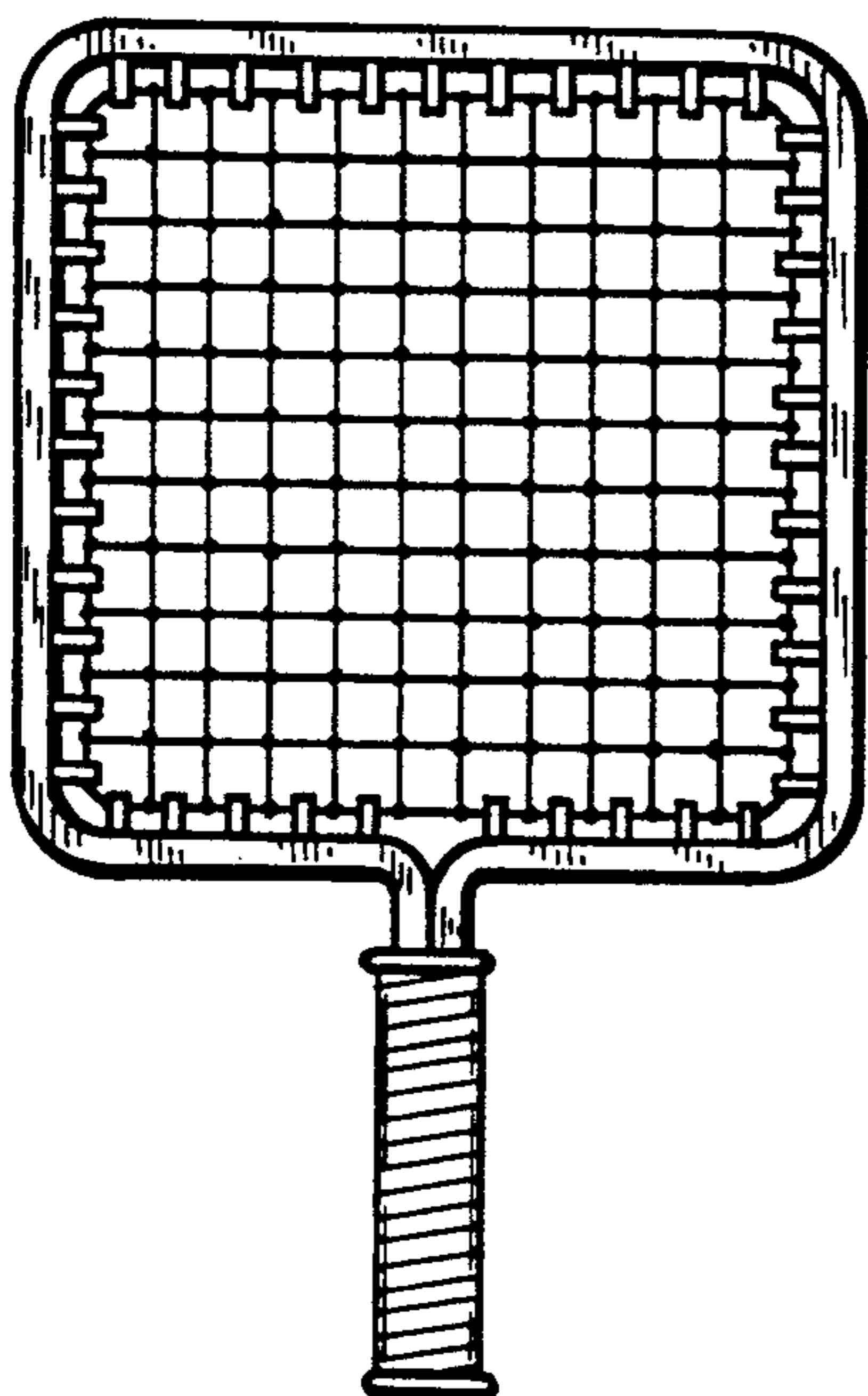


Fig. 7



Fig. 8



Fig. 10