

[54] HOLDER FOR ASSORTED DESK ARTICLES

[75] Inventors: Peter V. Ilaria, East Hanover;
William Macowski, Caldwell, both of N.J.

[73] Assignee: Tropar Manufacturing Co., Inc.,
Florham Park, N.J.

[**] Term: 14 Years

[21] Appl. No.: 155,741

[22] Filed: Feb. 16, 1988

[52] U.S. Cl. D19/78; D19/77;
D19/83; D19/92; D19/95

[58] Field of Search D11/157; D19/65, 75,
D19/77, 78, 79, 81, 83, 86, 91, 92, 95, 96, 100;
206/214, 215, 425; 211/69.1

[56] References Cited

U.S. PATENT DOCUMENTS

- D. 27,519 8/1897 Graessle D19/96 X
- D. 39,646 10/1908 Willson et al. D19/91 X
- D. 67,588 6/1925 Falder D19/75 X
- D. 82,033 9/1930 Kershaw D11/157

- D. 114,357 4/1939 Walker D19/95
- D. 181,305 10/1957 Martino D19/83 X
- D. 189,489 12/1960 Jackson D19/75 X
- D. 232,935 9/1974 Stahel, II D19/95
- D. 263,724 4/1982 Laughlin D19/92
- D. 306,319 2/1990 Evenson D19/77

Primary Examiner—Bruce W. Dunkins
Assistant Examiner—Martha Thompson
Attorney, Agent, or Firm—Gottlieb, Rackman &
Reisman

[57] CLAIM

The ornamental design for a holder for assorted desk articles, as shown and described.

DESCRIPTION

FIG. 1 is a top plan view of a holder for assorted desk articles showing my new design;
FIG. 2 is a front elevational view thereof;
FIG. 3 is a side elevational view, the opposite side being a mirror image thereof;
FIG. 4 is a bottom plan view thereof; and
FIG. 5 is a cross-sectional view taken along line 5—5 of FIG. 1.

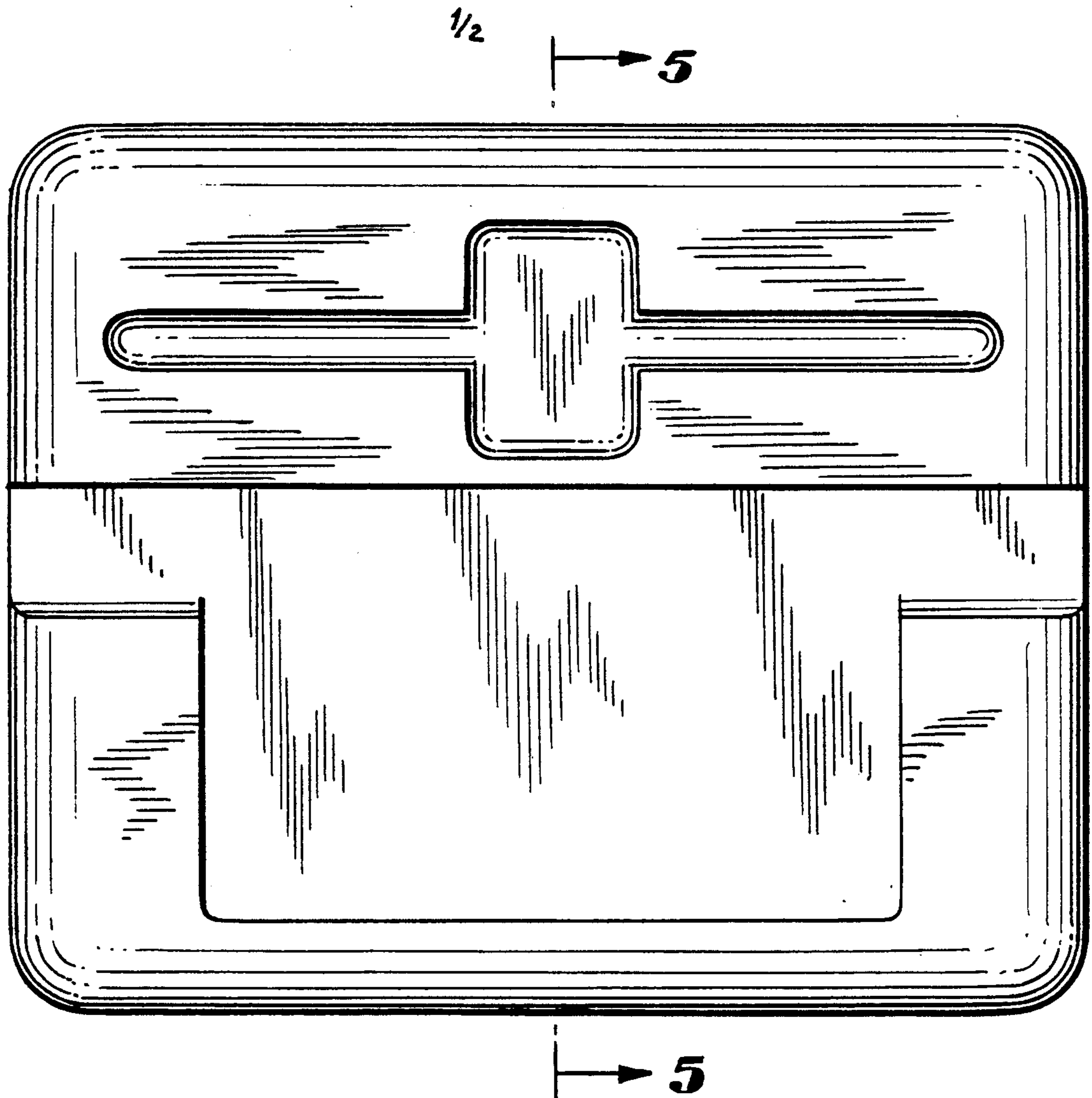


FIG. 1

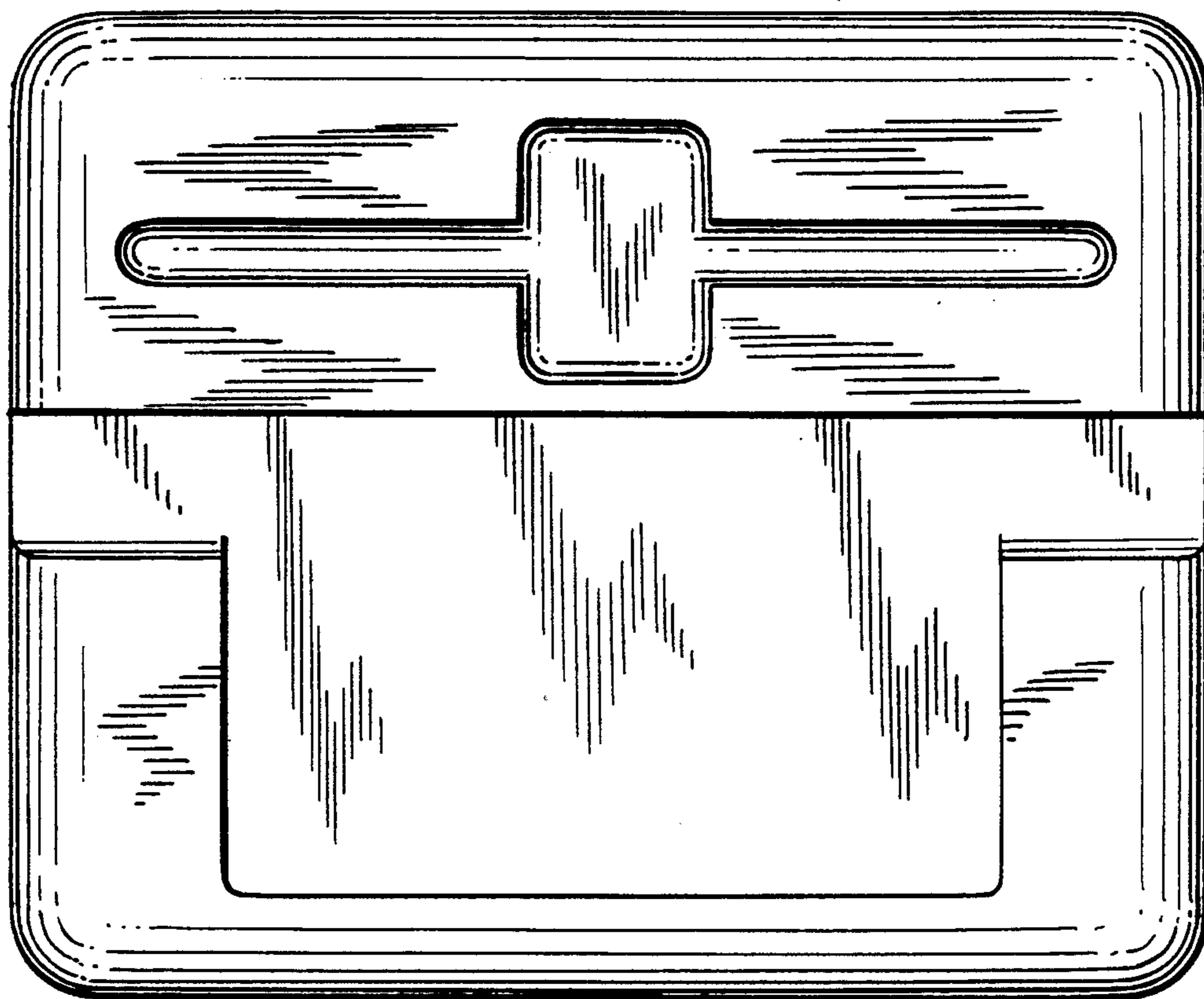


FIG. 2




FIG. 3

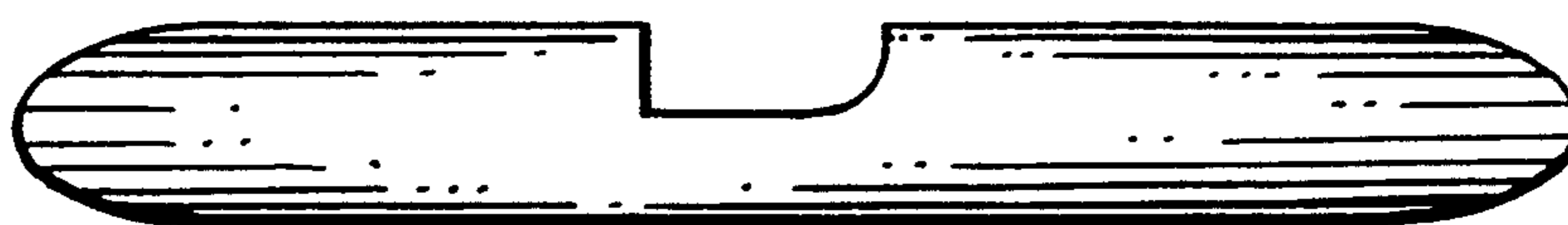


FIG. 4




FIG. 5

