

- [54] COMBINED VIDEO CAMERA AND VIDEO CASSETTE RECORDER
[75] Inventor: Sa Yun Hong, Seoul, Rep. of Korea
[73] Assignee: Gold Star Co., Ltd., Seoul, Rep. of Korea
[**] Term: 14 Years
[21] Appl. No.: 204,781
[22] Filed: Jun. 10, 1988
[52] U.S. Cl. D16/202
[58] Field of Search D16/200, 201, 202-206, D16/208; 352/34, 242; 354/82, 293, 288; 358/229, 906, 909

- [56] References Cited
U.S. PATENT DOCUMENTS
D. 289,157 4/1987 Inai et al. D16/202
D. 289,893 5/1987 Takemoto et al. D16/202
D. 298,134 10/1988 Mori D16/202
4,623,931 11/1986 Inaga et al. 358/227


OTHER PUBLICATIONS
35 m.m. Photography, 9/86, p. 73.

Video Review, 3/86, p. 31.
Video Review, 6/1987, p. 41, (Magnavox VR8293).
Dealerscope Merchandising, Nov. 1987, p. 19, (Canon VM-E2N).
Video Review, Nov. 1987, p. 58.
Video Review, Dec. 1987, p. 80 Dealerscope Merchandising, Jun. 1988, p. 91.


Primary Examiner—Melvin B. Feifer
Assistant Examiner—Adir Aronovich
Attorney, Agent, or Firm—John P. White

[57] CLAIM
The ornamental design for a combined video camera and video cassette recorder, as shown.


DESCRIPTION
FIG. 1 is a top right perspective view of a combined video camera and video cassette recorder showing my new design.
FIG. 2 is a rear elevational view thereof;
FIG. 3 is a front elevational view thereof;
FIG. 4 is a top plan view thereof;
FIG. 5 is a bottom plan view thereof;
FIG. 6 is a right side elevational view thereof; and
FIG. 7 is a left side elevational view.




F I G. 1



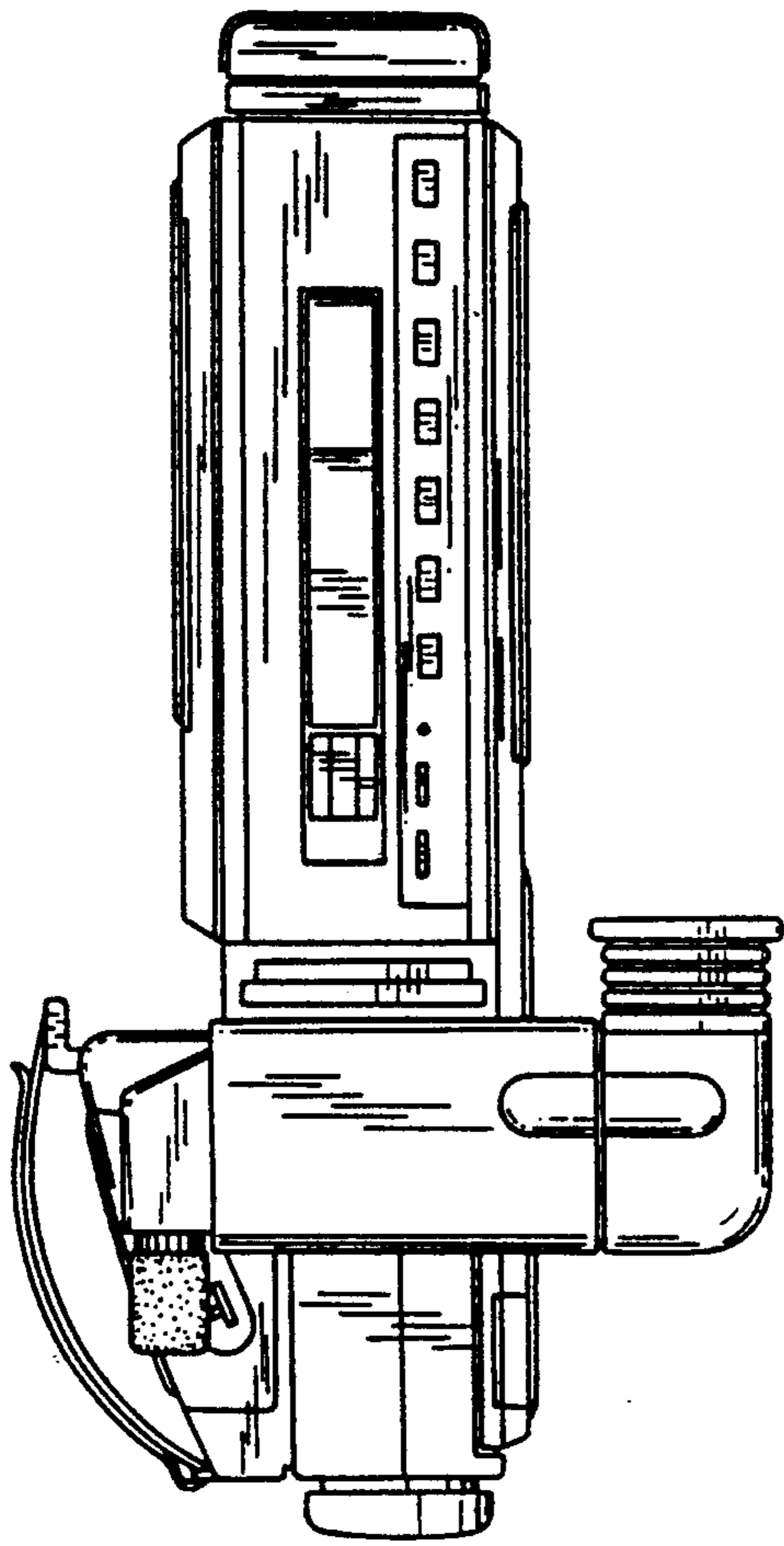
F I G. 2



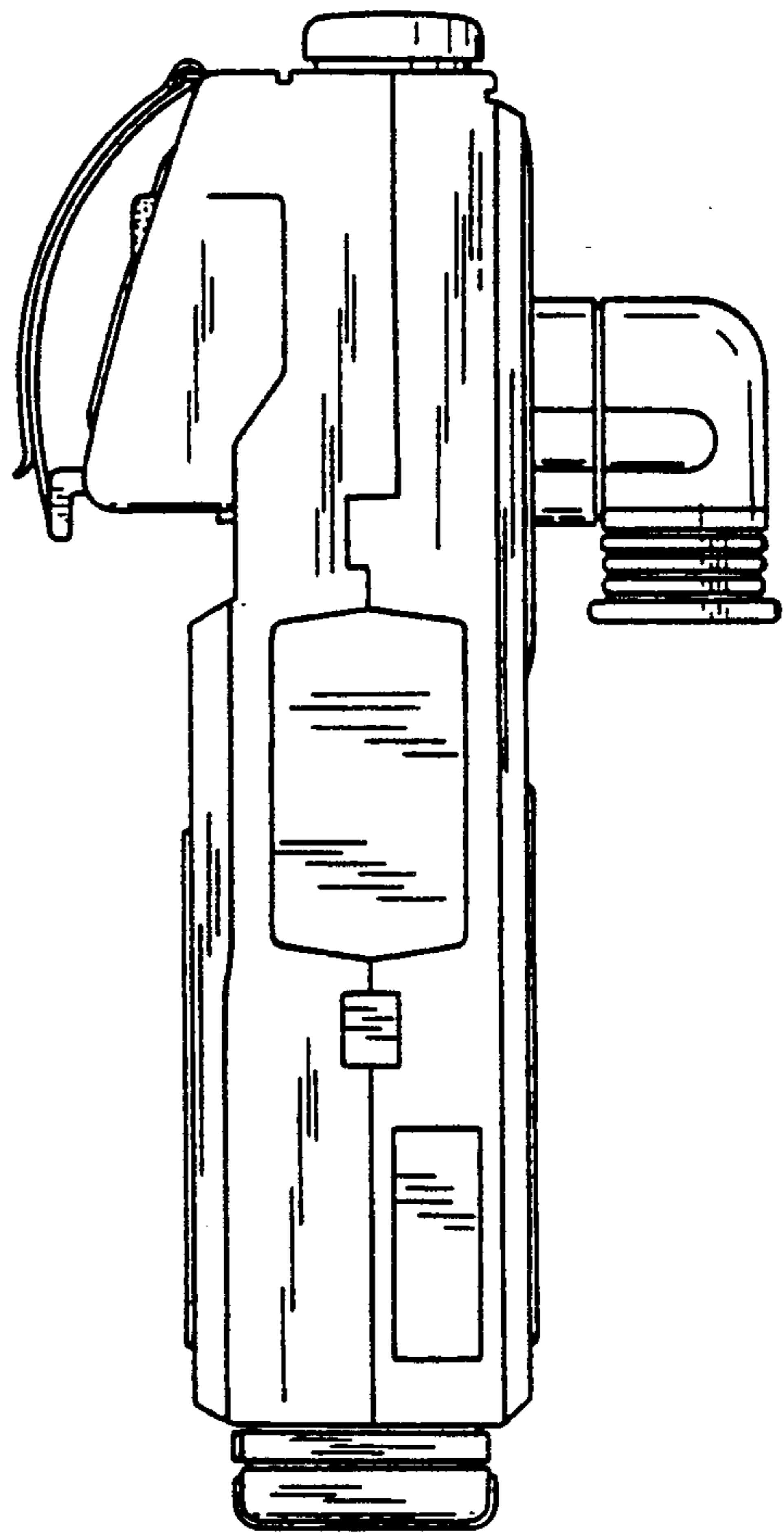
F I G. 3



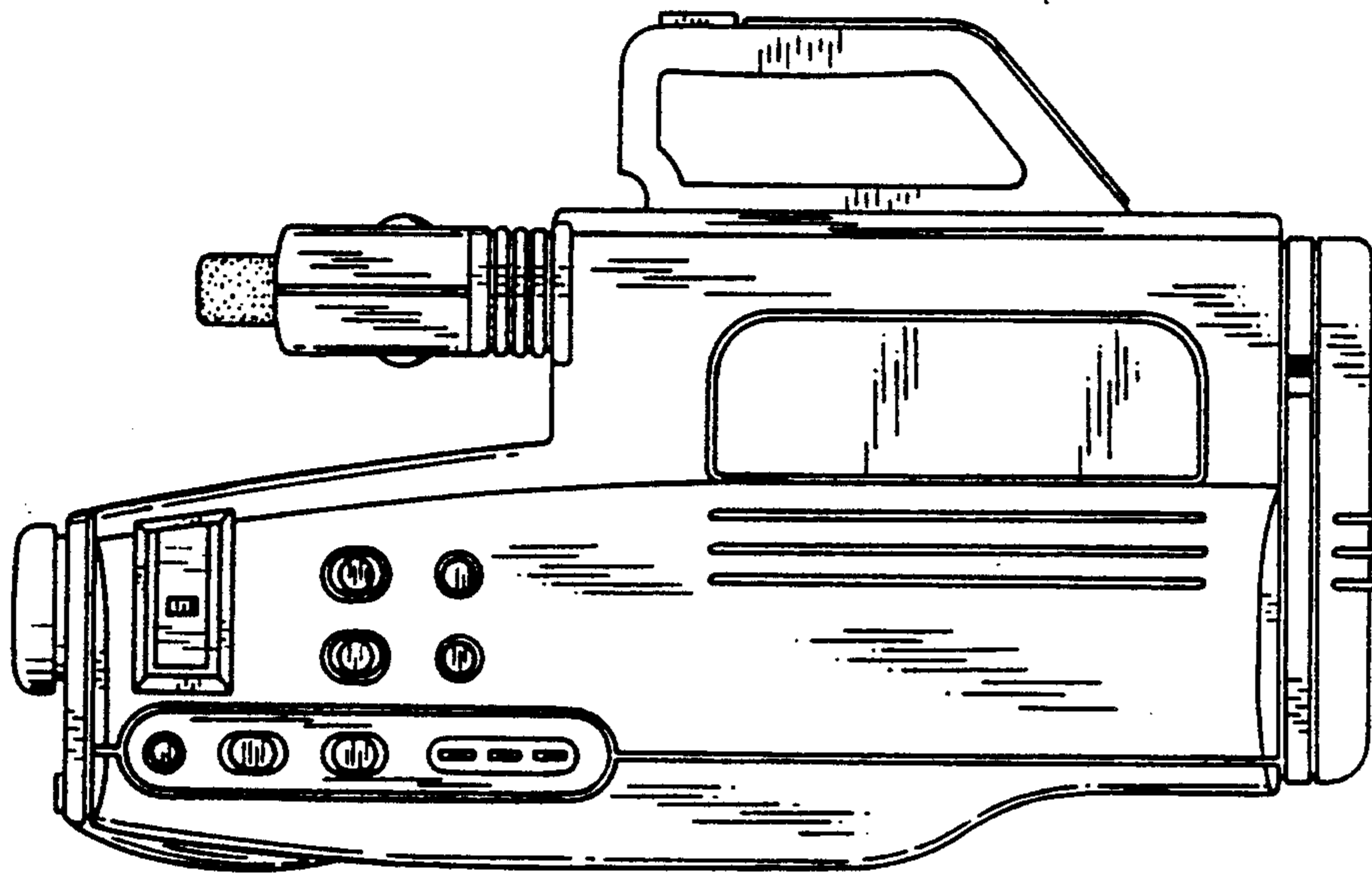
F I G. 4



F I G. 5



F I G. 6



F I G. 7

