

[54] GRAPHIC EQUALIZER OR SIMILAR ARTICLE

[75] Inventors: John Stoddard; Clive Grinyer, both of London, England

[73] Assignee: Ford Motor Company, Dearborn, Mich.

[**] Term: 14 Years

[21] Appl. No.: 254,012

[22] Filed: Oct. 5, 1988

[52] U.S. Cl. D14/217

[58] Field of Search D14/217, 257, 258, 265, D14/299; 455/344, 345, 346, 347, 349, 350, 351

[56] References Cited

U.S. PATENT DOCUMENTS

D. 225,112	11/1972	Yeomans	D14/217
D. 244,299	5/1977	Veale	D14/257
D. 279,182	6/1985	Shenk, Jr.	D14/257
D. 288,198	2/1987	Stoddard et al.	D14/258
D. 288,813	3/1987	Weissberg	D14/198
4,612,665	9/1986	Inami et al.	381/109

OTHER PUBLICATIONS

B. A. Pargh Cat., Oct. 1985, p. 415, Graphic Equalizer. Crutchfield Cat., Summer 1987, pp. 45 & 46, Equalizer/Boosters.

Primary Examiner—Melvin B. Feifer
Assistant Examiner—Philip Hyder
Attorney, Agent, or Firm—Mark Mollon; Paul K. Godwin

[57] CLAIM

The ornamental design for a graphic equalizer or similar article, as shown and described.

DESCRIPTION

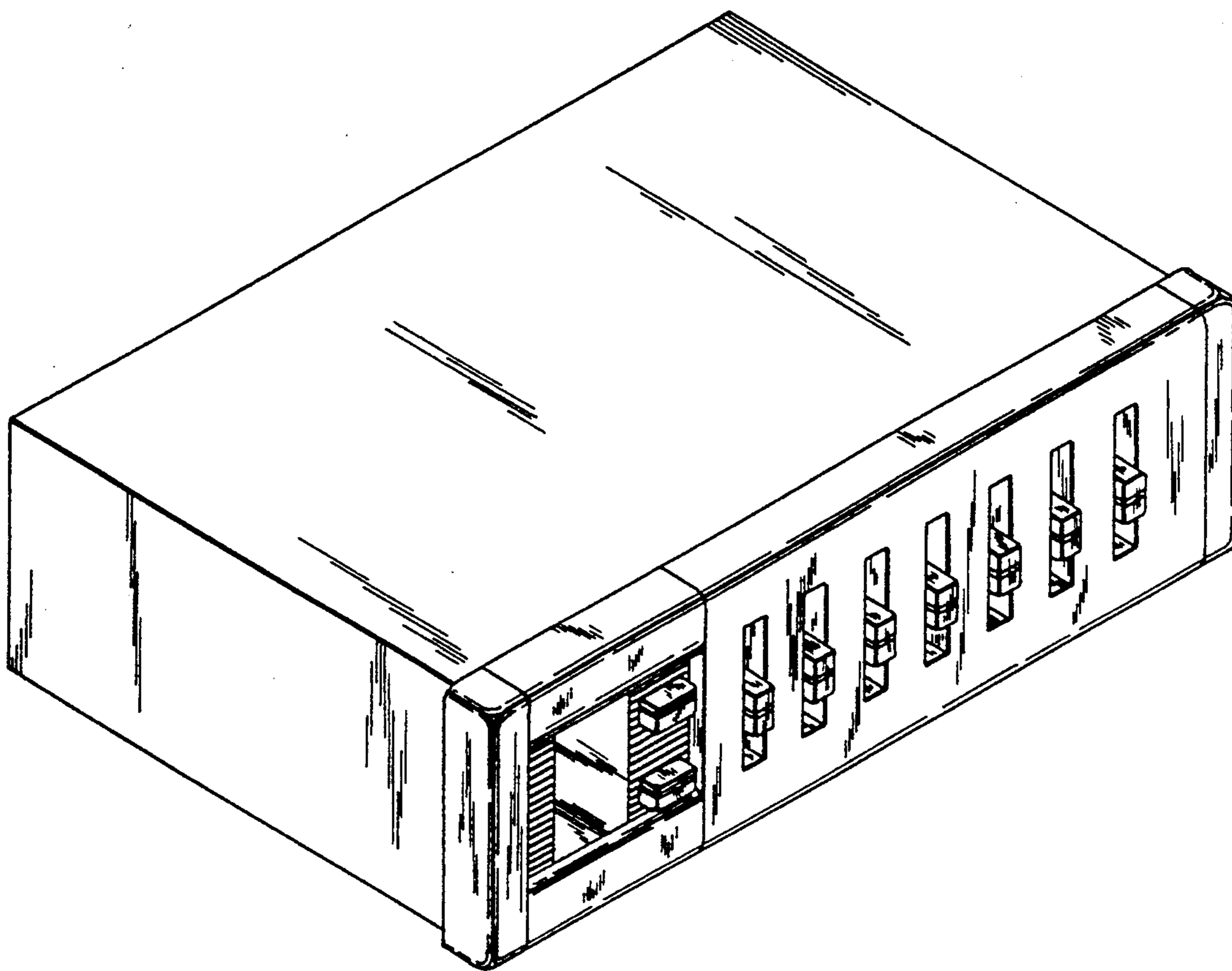
FIG. 1 is a front, top and left side perspective view of a graphic equalizer or similar article showing our new design;

FIG. 2 is a top plan view thereof;

FIG. 3 is a front elevational view thereof;

FIG. 4 is a left side elevational view thereof; and

FIG. 5 is a cross-sectional view taken along lines V—V in FIG. 3.



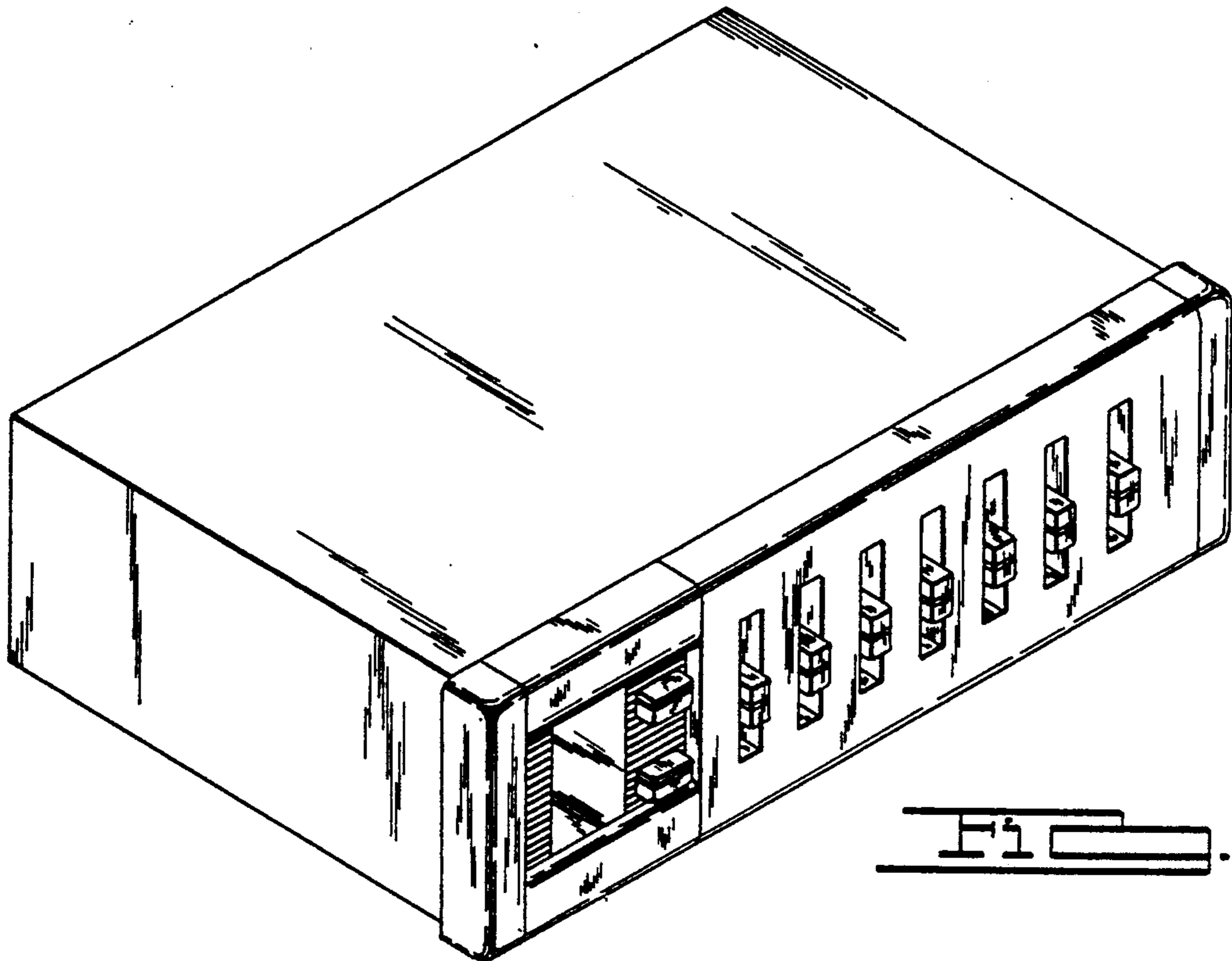


FIG. 1.




FIG. 2.

