

[54] **TELEPHONE SET**

[75] **Inventor:** Michael C. Goatman, Tetbury
Gloucestershire, United Kingdom
[73] **Assignee:** U.S. Philips Corporation, New York,
N.Y.
[**] **Term:** 14 Years
[21] **Appl. No.:** 355,245
[22] **Filed:** May 19, 1989

Related U.S. Application Data

[62] Division of Ser. No. 905,991, Sep. 10, 1986, Pat. No. D.
302,815.

[30] **Foreign Application Priority Data**

Mar. 12, 1986 [GB] United Kingdom 1032775
Mar. 12, 1986 [GB] United Kingdom 1032776
[52] **U.S. Cl. D14/151; D14/241**
[58] **Field of Search D14/151, 1; 379/440,
379/428, 434, 436, 441, 419**

[56]

References Cited

U.S. PATENT DOCUMENTS

D. 284,573 7/1986 Ando et al. D14/151
D. 287,011 12/1986 Katu D14/151
D. 293,318 12/1987 Rhodes D14/151
D. 293,437 12/1987 Hoshino et al. D14/150
D. 293,438 12/1987 Ishimara D14/151
D. 293,905 1/1988 Aschauer et al. D14/151
D. 295,407 4/1988 Aschauer D14/151
D. 295,514 5/1988 Inaba D14/58
D. 302,815 8/1989 Goatman D14/140 X

Primary Examiner—Horace B. Fay, Jr.

[57]

CLAIM

The ornamental design for a telephone set, as shown
and described.

DESCRIPTION

FIG. 1 is a front, top and left side perspective view of
telephone set showing my new design;
FIG. 2 is a rear elevational view of FIG. 1; and
FIG. 3 is a bottom plan view of FIG. 1.
The undisclosed right side of the telephone set showing
my new design forms no part of the claimed design.





FIG. 1



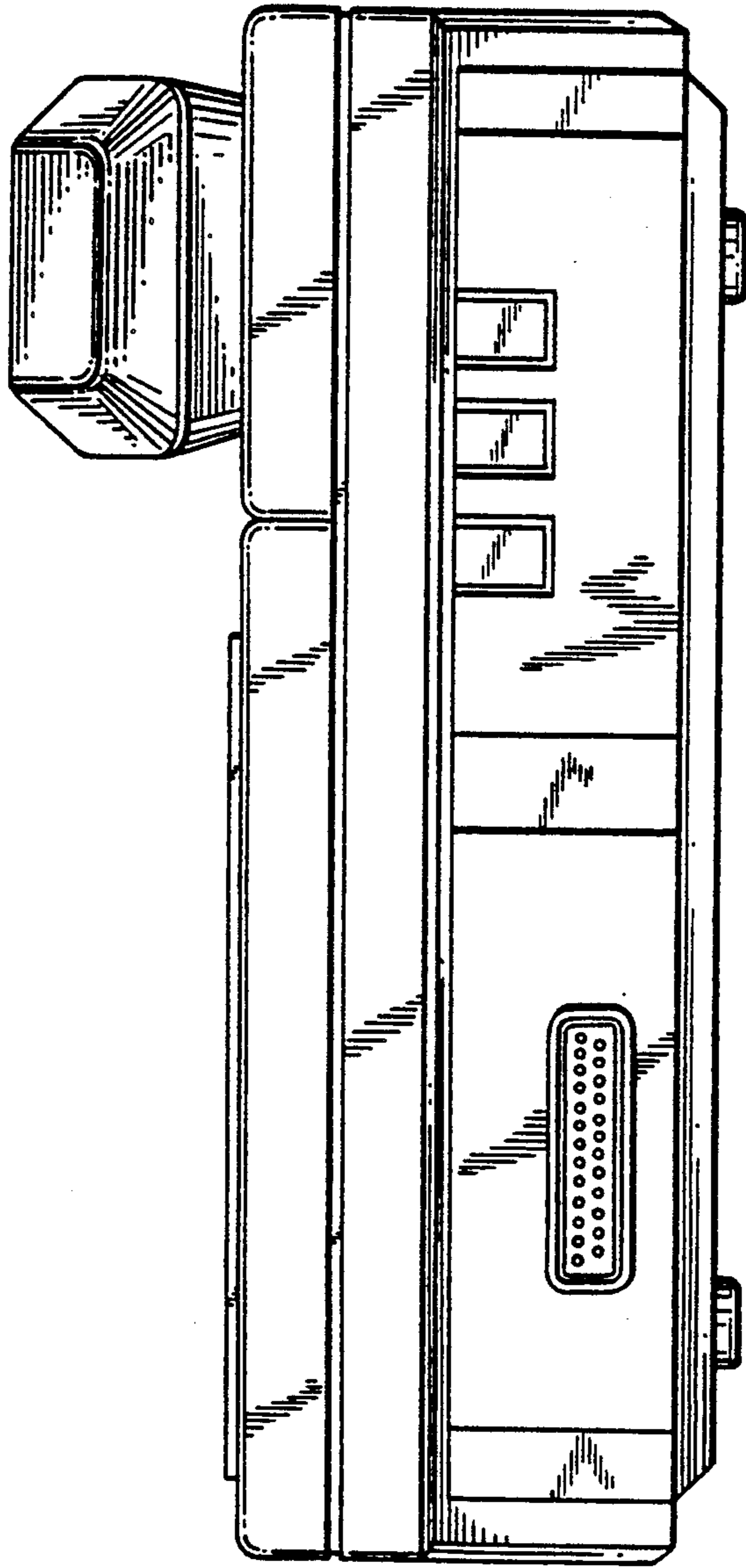


FIG. 2

FIG. 3

