

[54] FACSIMILE

[76] Inventors: Rong S. Chang, 6th Fl., 30, Lane 81, Chungshan N. Road, Sec. 7; Joey Chou, 10F-4, 1010, Ming Sheng E. Road, both of Taipei, Taiwan

[**] Term: 14 Years

[21] Appl. No.: 267,108

[22] Filed: Nov. 7, 1988

[52] U.S. Cl. D14/118

[58] Field of Search D14/118, 141, 248; D18/36, 37; 358/400, 401

[56] References Cited

U.S. PATENT DOCUMENTS

- D. 300,139 3/1989 Nishio D14/118
- D. 301,230 5/1989 Pitkonen D14/248 X
- D. 304,187 10/1989 Komatsu D14/118
- D. 304,578 11/1989 Saegusa et al. D14/118

OTHER PUBLICATIONS

HFD; 08/08/87; p. 74; top right—Nitsuko America Corp. Model FX-E10P. Dealerscope Merchandising; Aug. 1987; pp. 30-31; Brother Fax.


Primary Examiner—Theodore M. Shooman
Attorney, Agent, or Firm—Lowe, Price, LeBlanc, Becker & Shur

[57] CLAIM

The ornamental design for a facsimile, as shown.

DESCRIPTION

FIG. 1 is a top, front and right side perspective view of a facsimile showing our new design; FIG. 2 is a front elevational view thereof; FIG. 3 is a rear elevational view thereof; FIG. 4 is a right side elevational view thereof; FIG. 5 is a left side elevational view thereof; FIG. 6 is a top plan view thereof; and FIG. 7 is a bottom plan view thereof.






Fig. 1




Fig. 2




Fig. 3

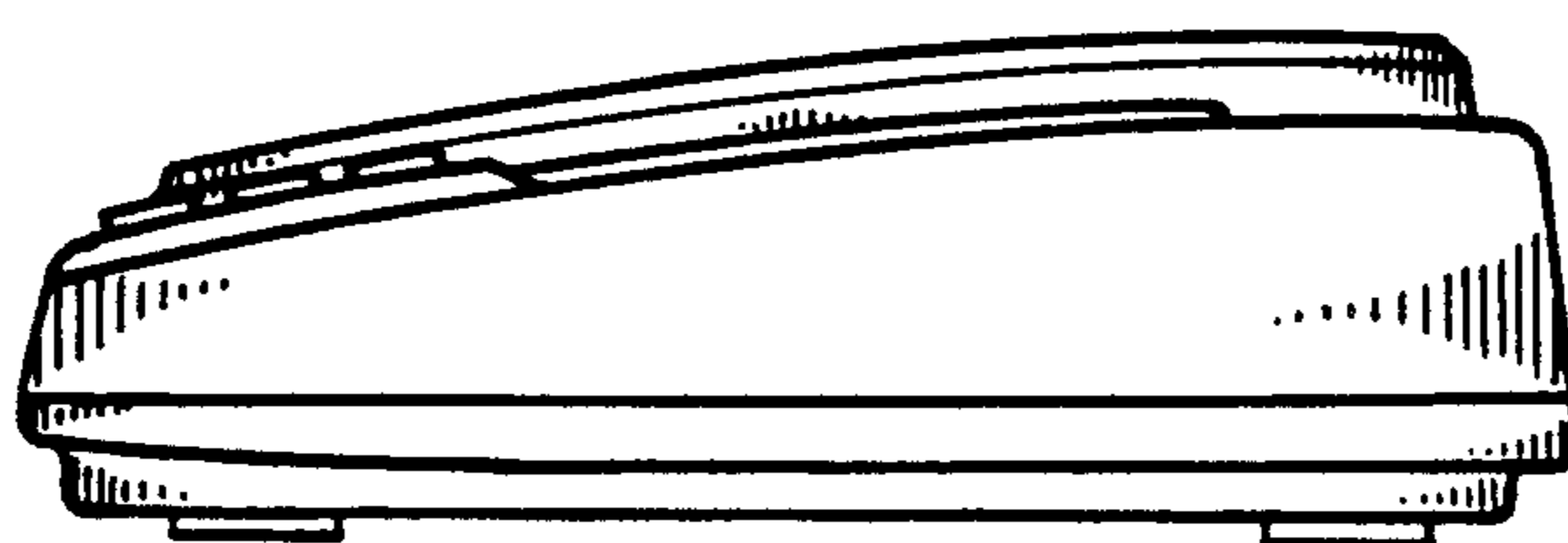


Fig 4

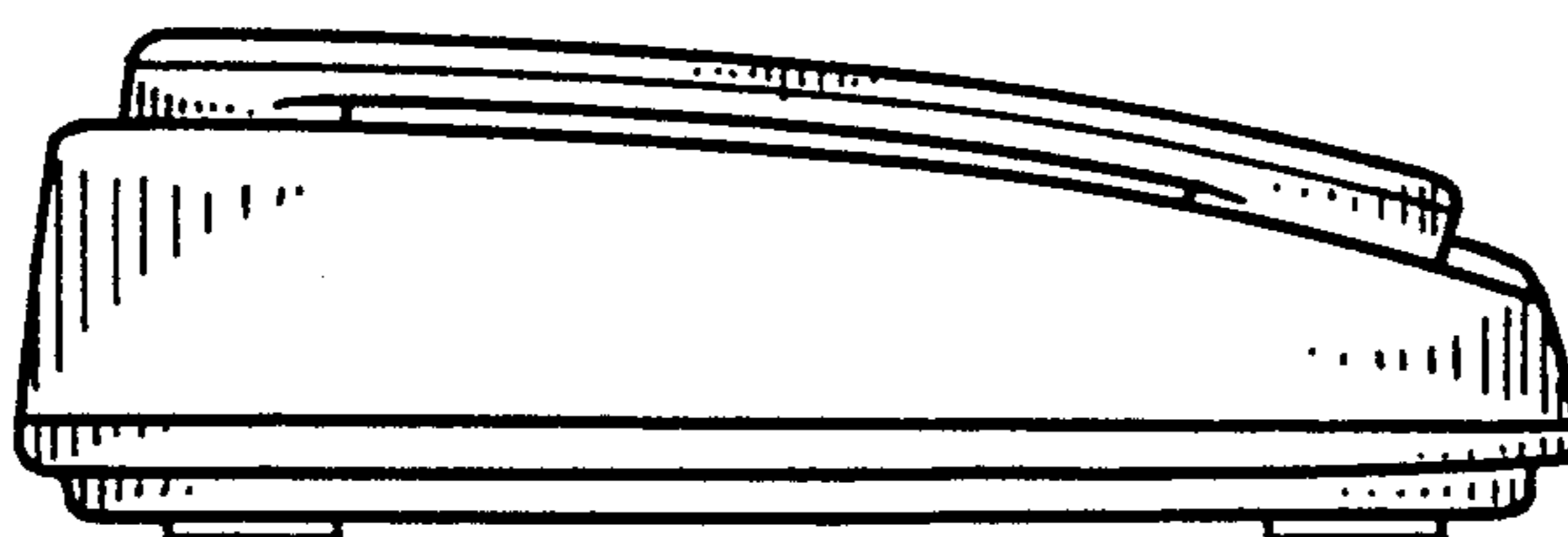


Fig. 5

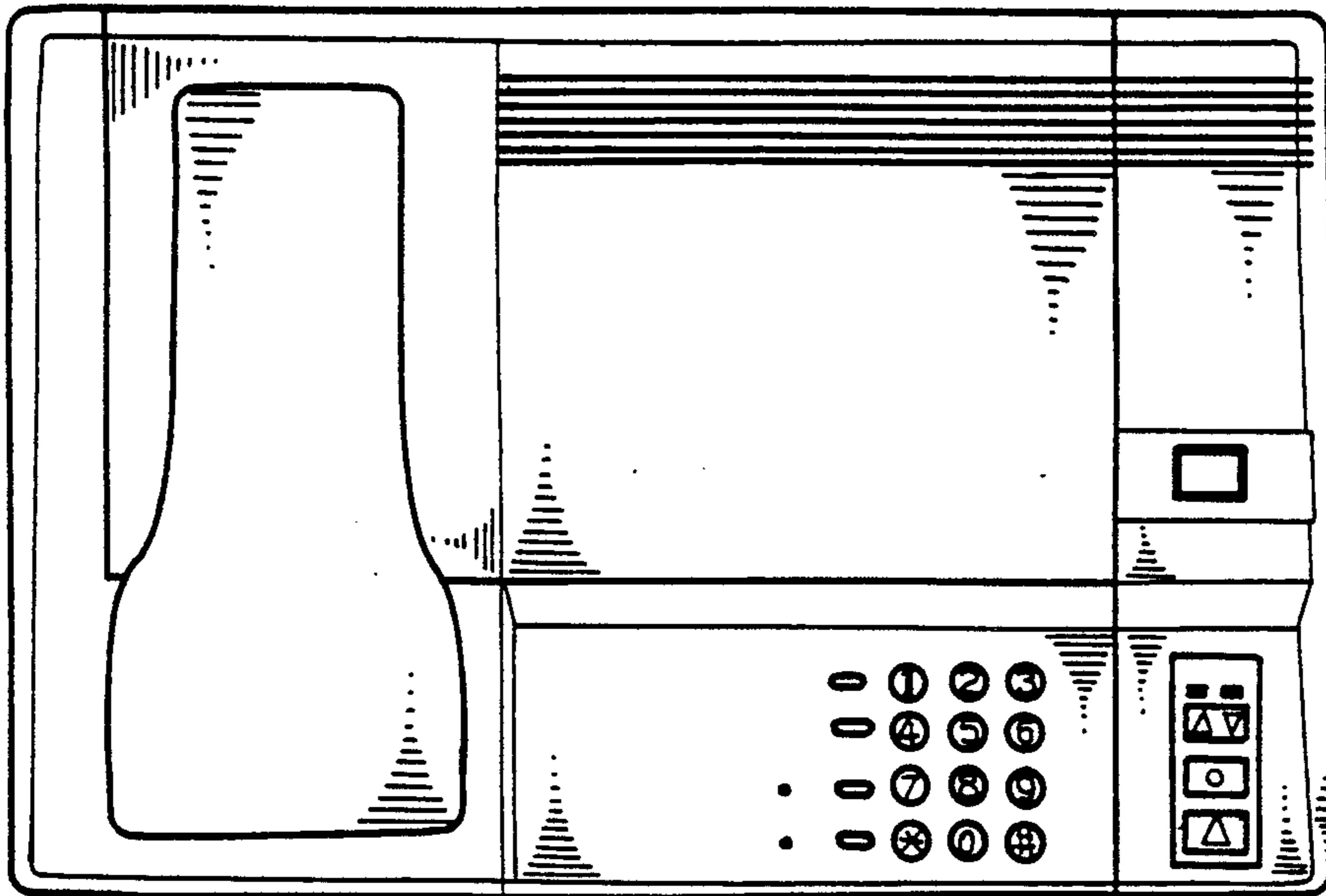


Fig. 6




Fig. 7