

[54] DYNAMOELECTRIC MACHINE

[75] Inventor: Robert L. Sieber, Fort Wayne, Ind.

[73] Assignee: General Electric Company, Fort Wayne, Ind.

[**] Term: 14 Years

[21] Appl. No.: 20,251

[22] Filed: Feb. 27, 1987

[52] U.S. Cl. D13/114; D13/112

[58] Field of Search D13/1, 2, 3; 310/89, 310/113, 47, 50, 166, 171

[56] References Cited

U.S. PATENT DOCUMENTS

D. 173,757	12/1954	Kerr	D26/5
D. 173,758	12/1954	Kerr	D26/5
D. 180,370	5/1957	Kerr	D13/1 X
D. 181,142	10/1957	Grote	D26/5
D. 190,584	6/1961	Hallenbeck et al.	D26/5
D. 191,982	12/1961	Eisenhart	D26/5
D. 194,505	2/1963	Picozzi et al.	D26/5
D. 198,374	6/1964	Willits	D26/5
D. 198,375	6/1964	Cunningham et al.	D26/5
D. 207,401	4/1967	Andrews et al.	D13/3
D. 210,213	2/1968	Tomkinson	D26/5
D. 210,214	2/1968	Tomkinson	D26/5
D. 213,626	3/1969	Tomkinson	D26/5
D. 217,675	5/1970	Tomkinson	D26/5
D. 236,005	7/1975	Bauman	D13/3
D. 236,985	9/1975	Baumann	D13/3
D. 245,498	8/1977	Andreas	D13/1
D. 245,499	8/1977	Andreas	D13/1
D. 268,022	2/1983	Lenz et al.	D13/1

OTHER PUBLICATIONS

Bulletin #GEM-2675C, Induction Motors—Frames 182-449, Types K, KS, KG, KGS and KR—Motors, 10/7/85.

Bulletin #GEM-2541E, Induction Motors—Frames 182-449, Types K, KS, KG, KGS and KR—Motors, 10/7/85.

Bulletin #GEM-2082, Horizontal Induction Motors—Frames 213-449, Types K, KS, KG, KGS and KR, 2/18/85.

Bulletin, #GEM-2069B, Induction Motors—Frames

182-449, Types K, KS, KG, KGS and KR—Motors, 10/7/85.

Bulletin #GEM-2068A, Induction Motors—Frames 509-5011, Types K, KS, KG, KGS and KR—Motors, 2/18/85.

Brochure #GEA-11487A, One Part of our Standard AC Motor Means the Rest Will Perform Beautifully, 2/85.

Brochure, #GED-6972, General Electric Quality in a New Line of Standard AC Motors, 2/86.

Brochure #GEA-9894A, General Electric TRI/Cad ® 700 & Form G Farm Motors, 6/78.

Brochure #GEA 10125C, General Electric Green Line Farm Duty Motors, 12/78.

Brochure #GEP-335C, TRI/Clad ® 700 Line, Type K TEAO Motors, Aluminum, 12/79.

Brochure #GEP-335B, TRI/Clad ® 700, Type K TEAO Motors, 11/75.

(List continued on next page.)

Primary Examiner—Susan J. Lucas

Assistant Examiner—Joel Sincavage

Attorney, Agent, or Firm—Ralph E. Kirsher, Jr.

[57] CLAIM

The ornamental design of a dynamoelectric machine, as shown and described.

DESCRIPTION

FIG. 1 is a perspective view of a dynamoelectric machine showing my new design;

FIG. 2 is a left side elevational view thereof;

FIG. 3 is a right side elevational view thereof;

FIG. 4 is a front end elevational view thereof;

FIG. 5 is a rear end elevational view thereof;

FIG. 6 is a top plan view thereof;

FIG. 7 is a bottom plan view thereof;

FIG. 8 is a perspective view of a dynamoelectric machine showing a second embodiment of my new design;

FIG. 9 is a right side elevational view thereof;


FIG. 10 is a left side elevational view thereof;

FIG. 11 is a front end elevational view thereof;

FIG. 12 is a rear end elevational view thereof;

FIG. 13 is a top plan view thereof;

FIG. 14 is a bottom plan view thereof.



OTHER PUBLICATIONS

- Brochure #GEA-10071, General Electric TRI/Clad ® 700 Motors NEMA 140 and 180 Frame Motors, 7/75.
- Brochure, #GEA-10640, General Electric Epoxy Coated Aluminum Severe Duty Motors, 5/79.
- Brochure #GEP-383B, General Electric Poultry Processing Serv-S-Line TM Motors, 1/79.
- Brochure #GEA-10080A, General Electric Drives for Heating and Cooling Equipment, 12/75.
- Brochure #GEA-10642, General Electric's New Severe Duty Motor Line, 9/79.
- Brochure #GEP-653, General Electric "C" Face Endshield and Brake Modification Kits, 3/81.
- Brochure #GEZ-6983, General Electric Motors for Farm Duty, 12/78.
- Brochure #GPM-601, 208-230/460 Volt 1.15 Service Factor Integral HP Motors, 7/83.
- Brochure #GER-3007, Design Considerations for the Use of Aluminum Alloys for Integral Horsepower Motors, 6/80.
- Brochure #GEA-10797, Why General Electric's High-Efficiency Motor Warranty Stands Above the Rest in Protecting Your Investment, 8/80.
- Brochure #GEA-10649, General Electric New Rolled Steel Shell Motor, 1/80.
- Brochure #GEA 10077, General Electric Drives for Farm Equipment, 9/74.
- Brochure #GEA-8859, TRI/Clad ® 700 Line Type KL Hydraulic Elevator Motors, 1/72.
- Brochure #GEA-9713, The High-Horsepower Aluminum Alloy Motors that put Cast Iron in its Place, 4/80.
- Brochure #GEA-8089, Some Facts about TRI/Clad 700 L Aluminum Frame Motor Construction, 3/65.
- Brochure #GEP-1087D, TRI/Clad ® 700 Line AC Motor Buyers' Guide, 5/78.
- Brochure Entitled "Complete Line of General Electric Motors Offers You . . .", 5/75.
- Brochure #GEA-10796, Energy Saver Motors, 9/80.
- Brochure #GEC-1049F, 1-200 HP TRI/Clad ® Motor Catalog, 12/67.
- Brochure #GEZ-7110, Stock on Hand, Sep.-Oct. 1980.
- Brochure #GEZ-7183, Stock on Hand Summer 1981.
- Brochure #GEP-614, General Electric Form G5 Totally-Enclosed, Fan-Cooled Motors, 8/78.
- Brochure #GEC-1599, Textile Motors, TRI/Clad ® 700 Line, 12/66.
- Brochure #GEA-10493, General Electric TRI/Clad ® 700 Energy Saver Aluminum Severe Duty Motors, 10/78.
- Brochure #GEA-9791A, Motors—Combining Proven Design Features and Modern Materials, 12/75.
- Brochure #GEA-8487E, Motors—Fix'EM or Fling'EM, 4/73.
- Brochure #GED-6620, Look into General Electric Commercial and Industrial AC Motors, 7/74.
- Brochure #GEA-10347 A, Get your Motor's Worth with General Electric Performance Designed Large AC Motors, 10/80.
- Brochure #GEA-8684, Discover Hidden Values in Custom 8000 ® Induction and Synchronous Motors 250 HP and Larger, 3/74.




FIG. 1

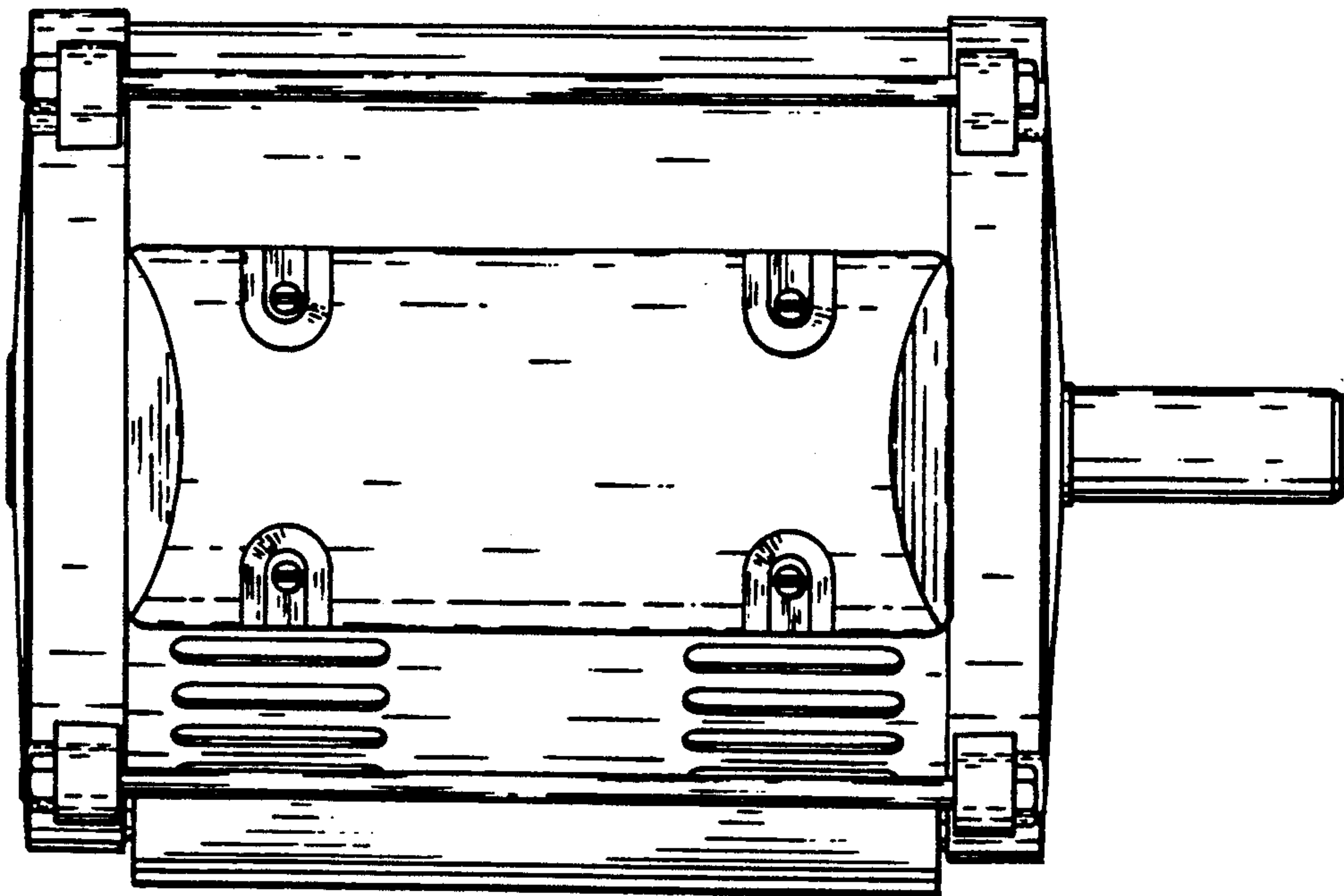


FIG. 2

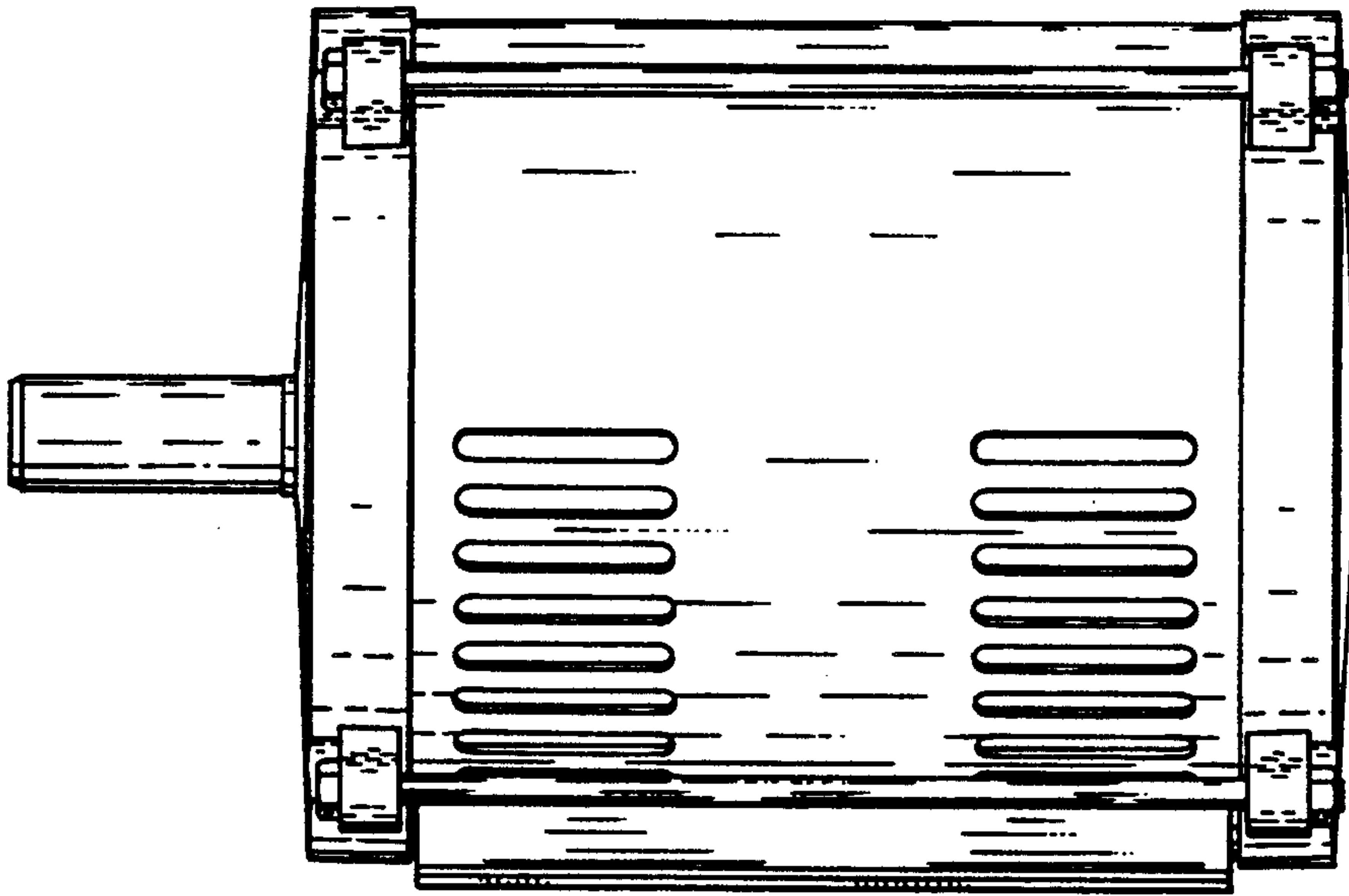


FIG. 3

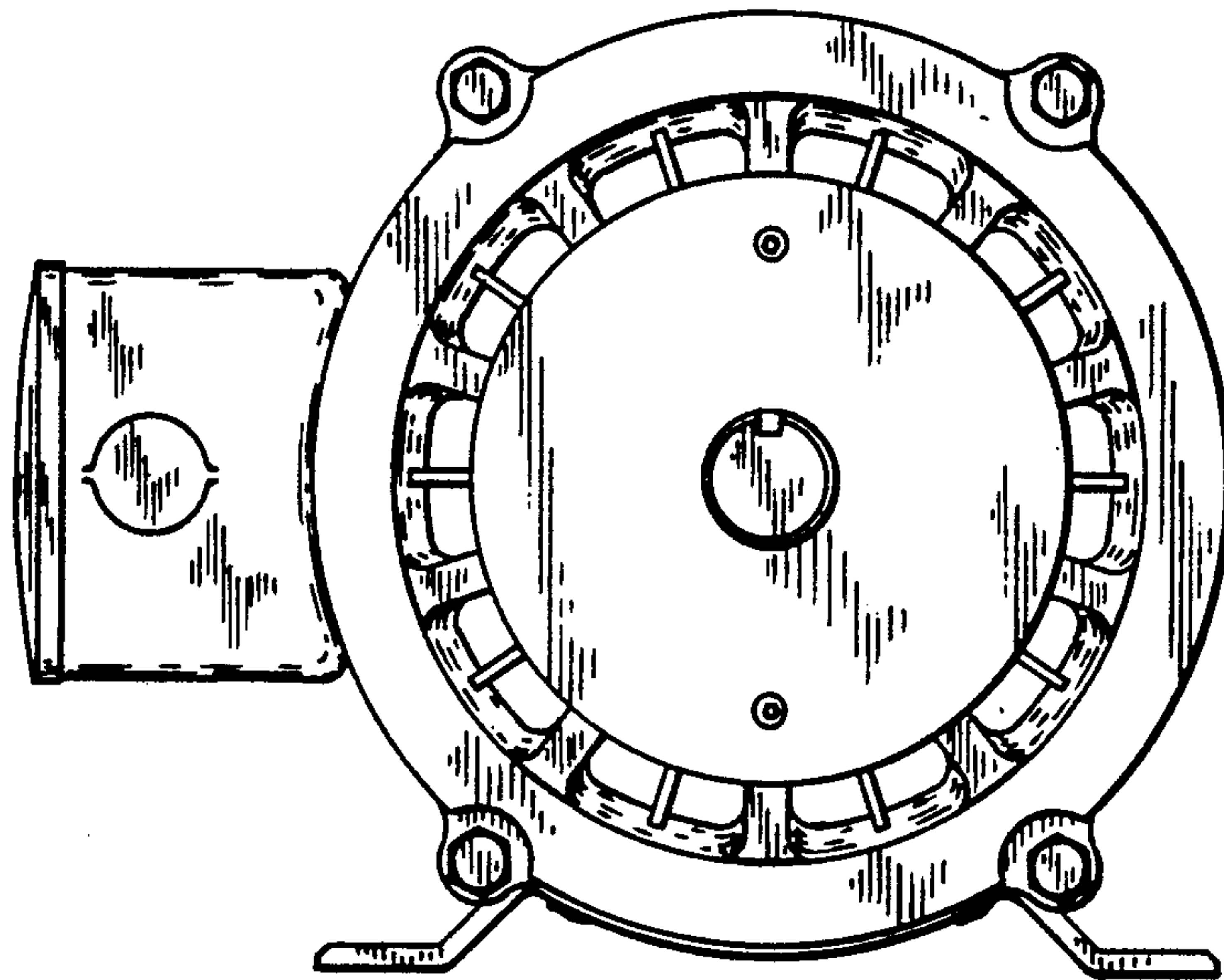


FIG. 4

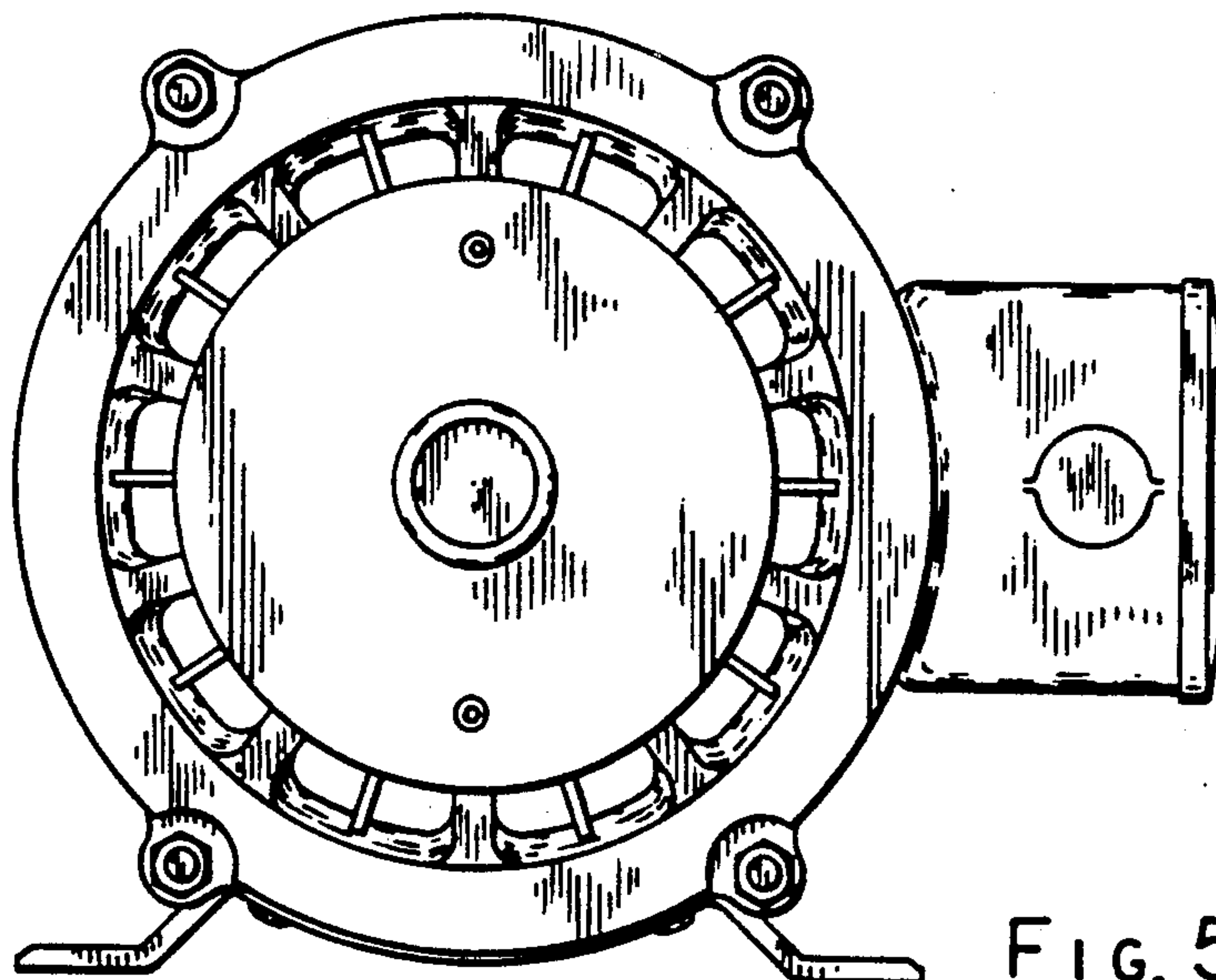


FIG. 5

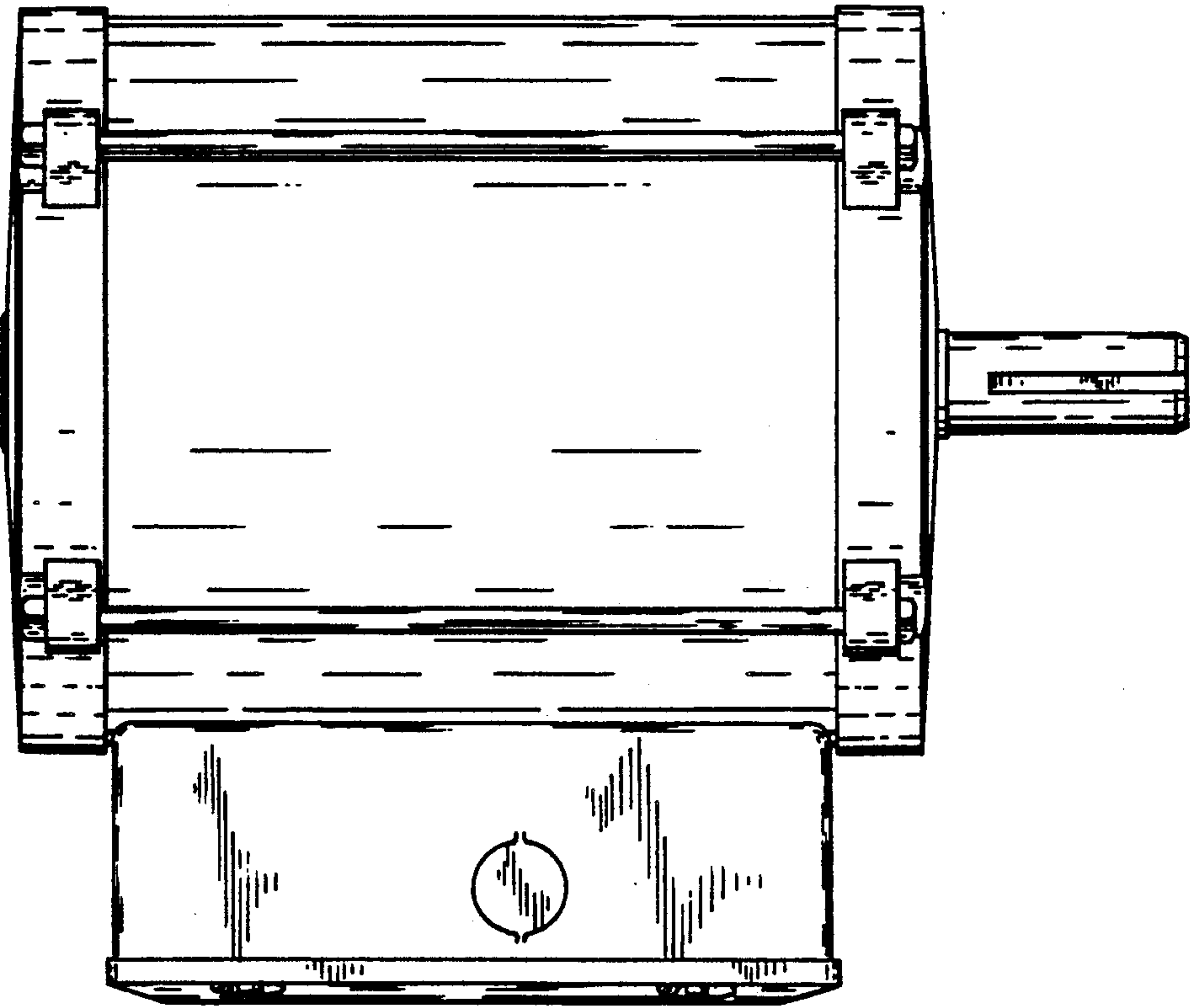


FIG. 6

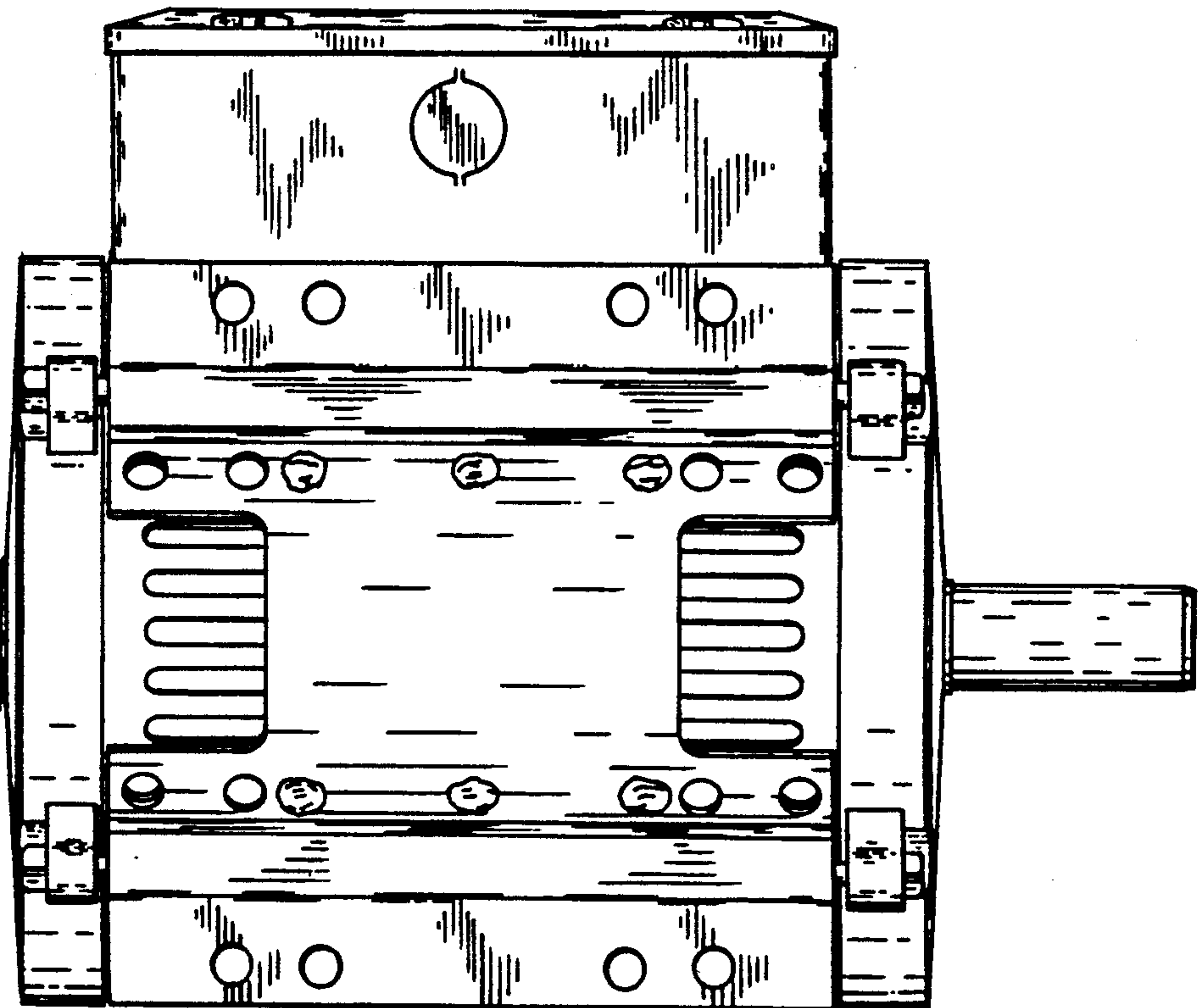


FIG. 7




FIG. 8

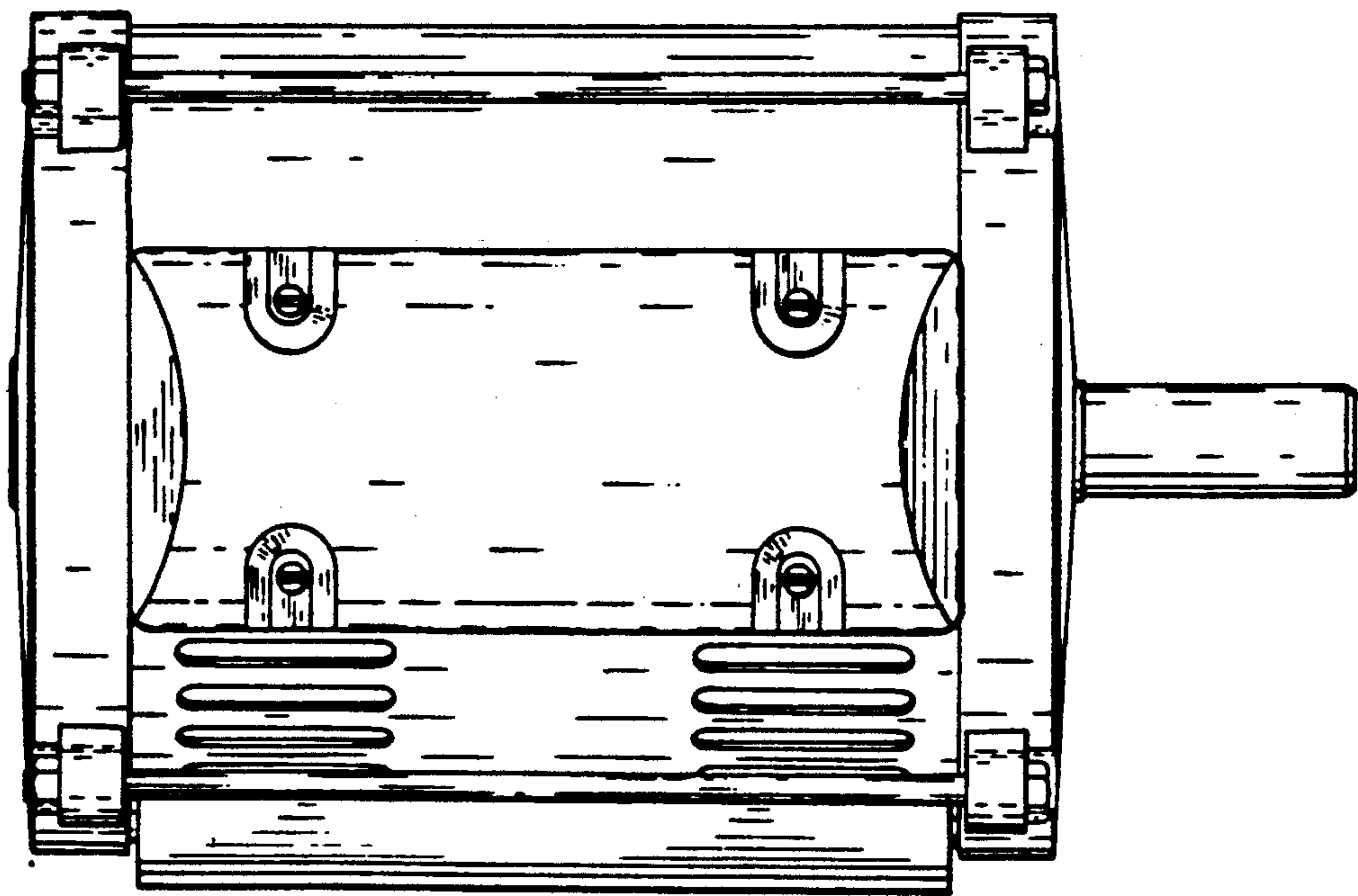


FIG. 9

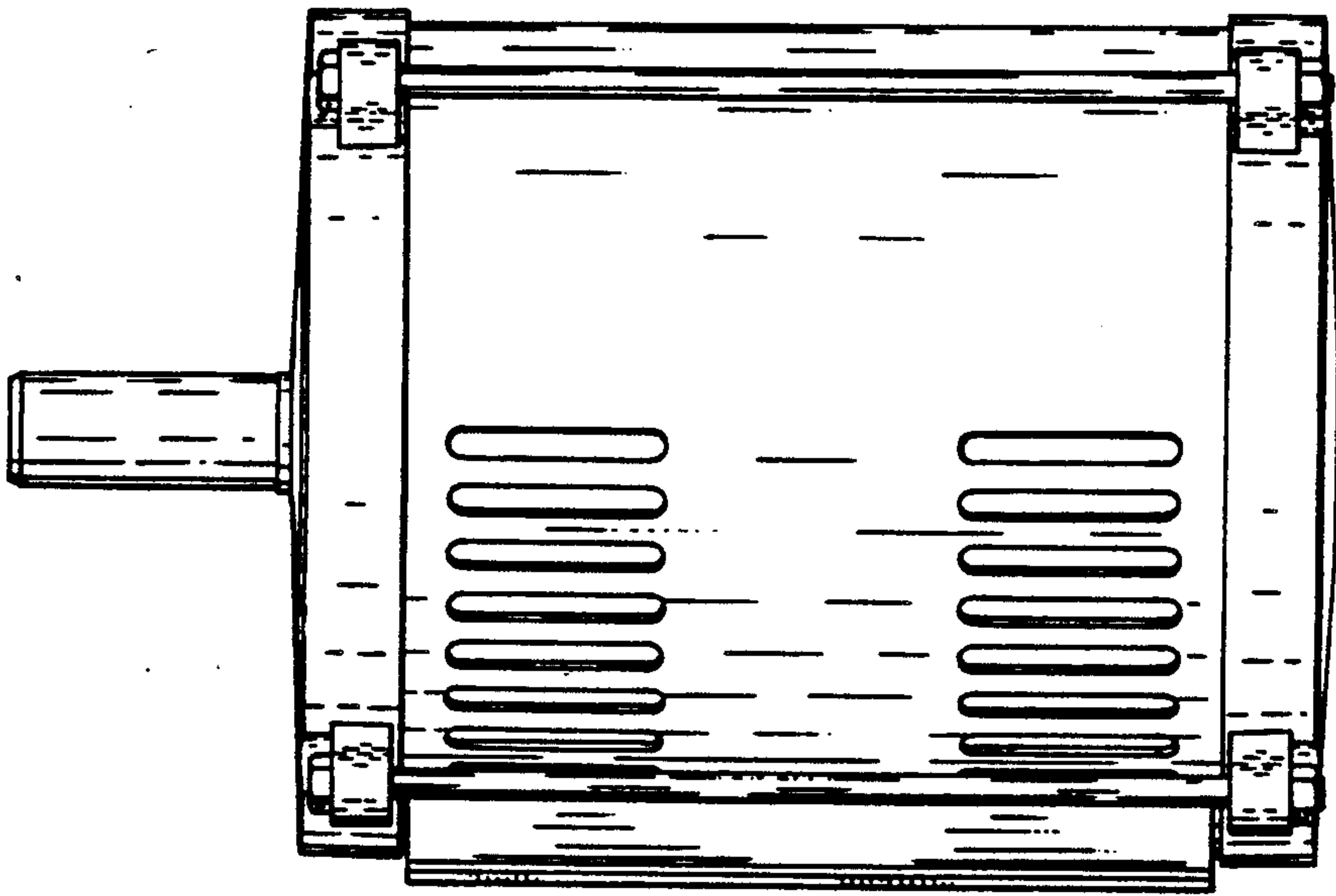


FIG. 10

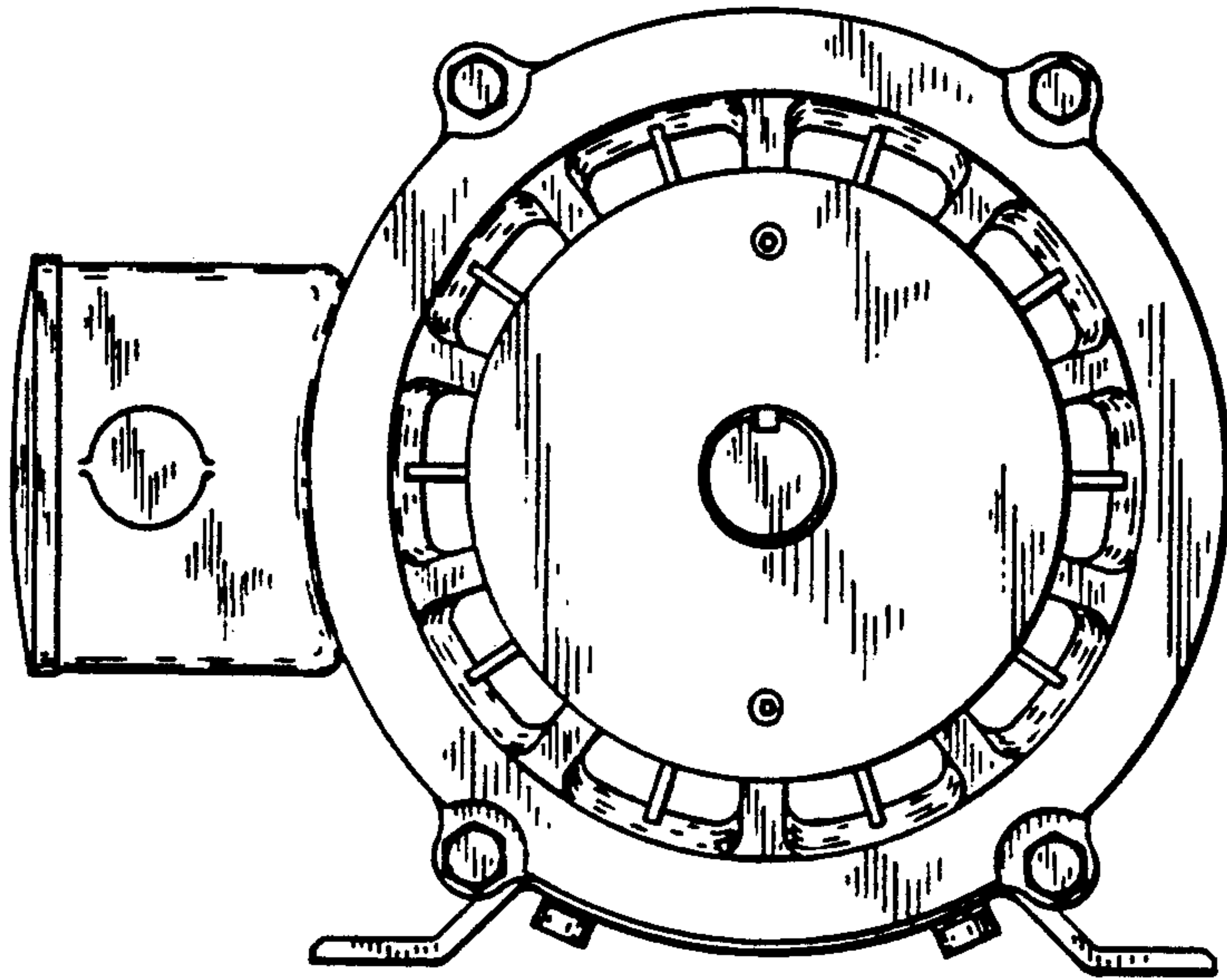


FIG. 11

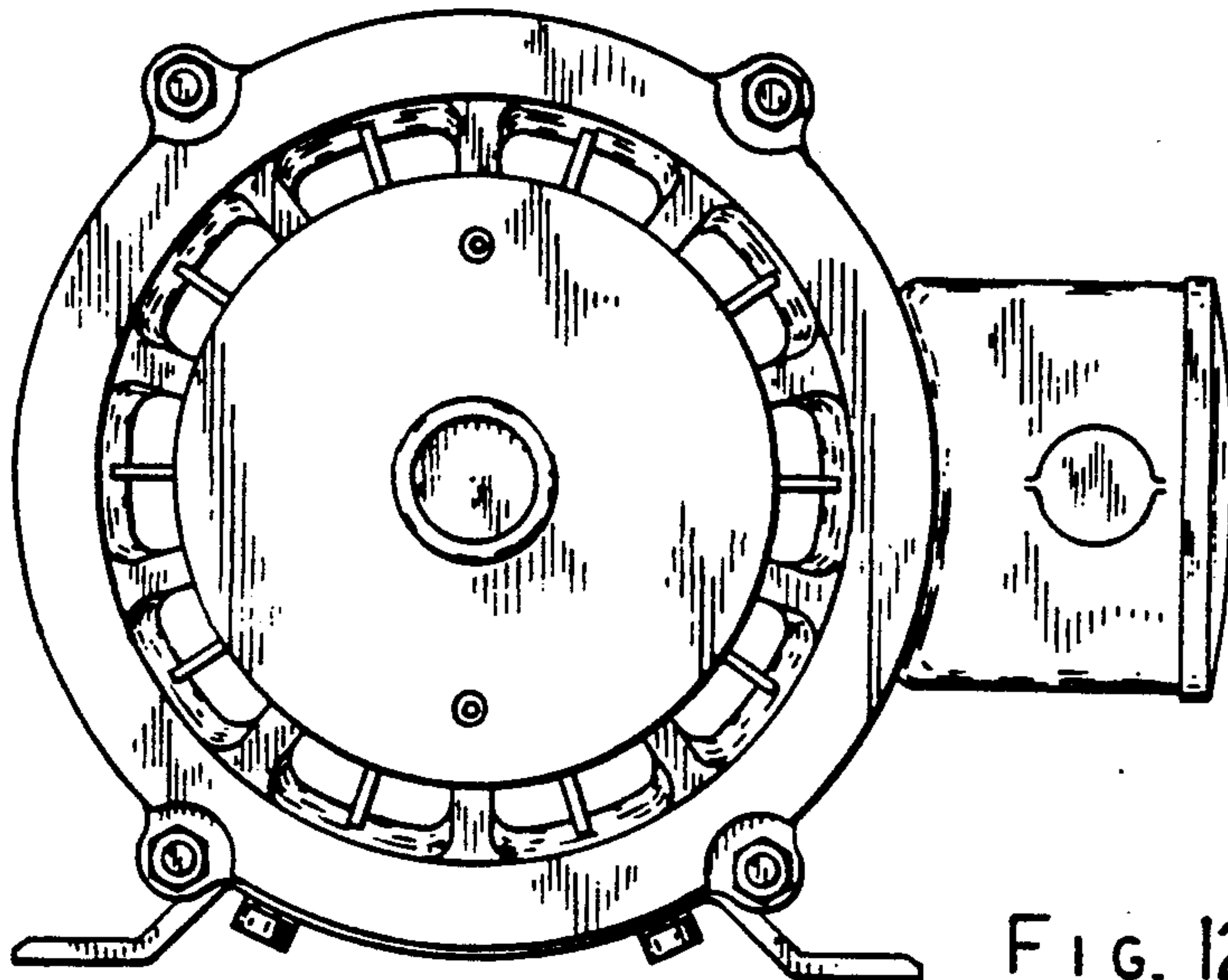


FIG. 12

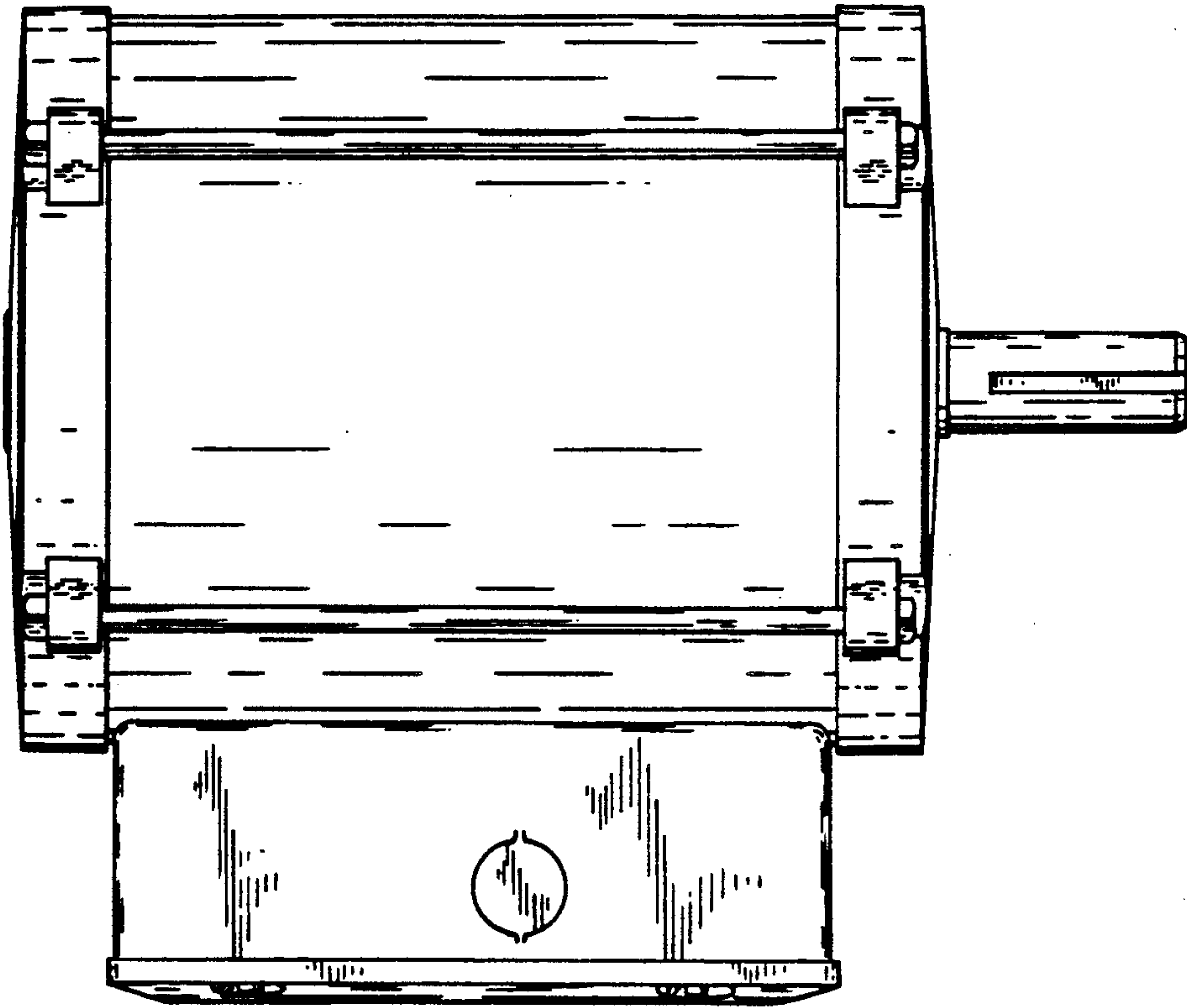


FIG. 13

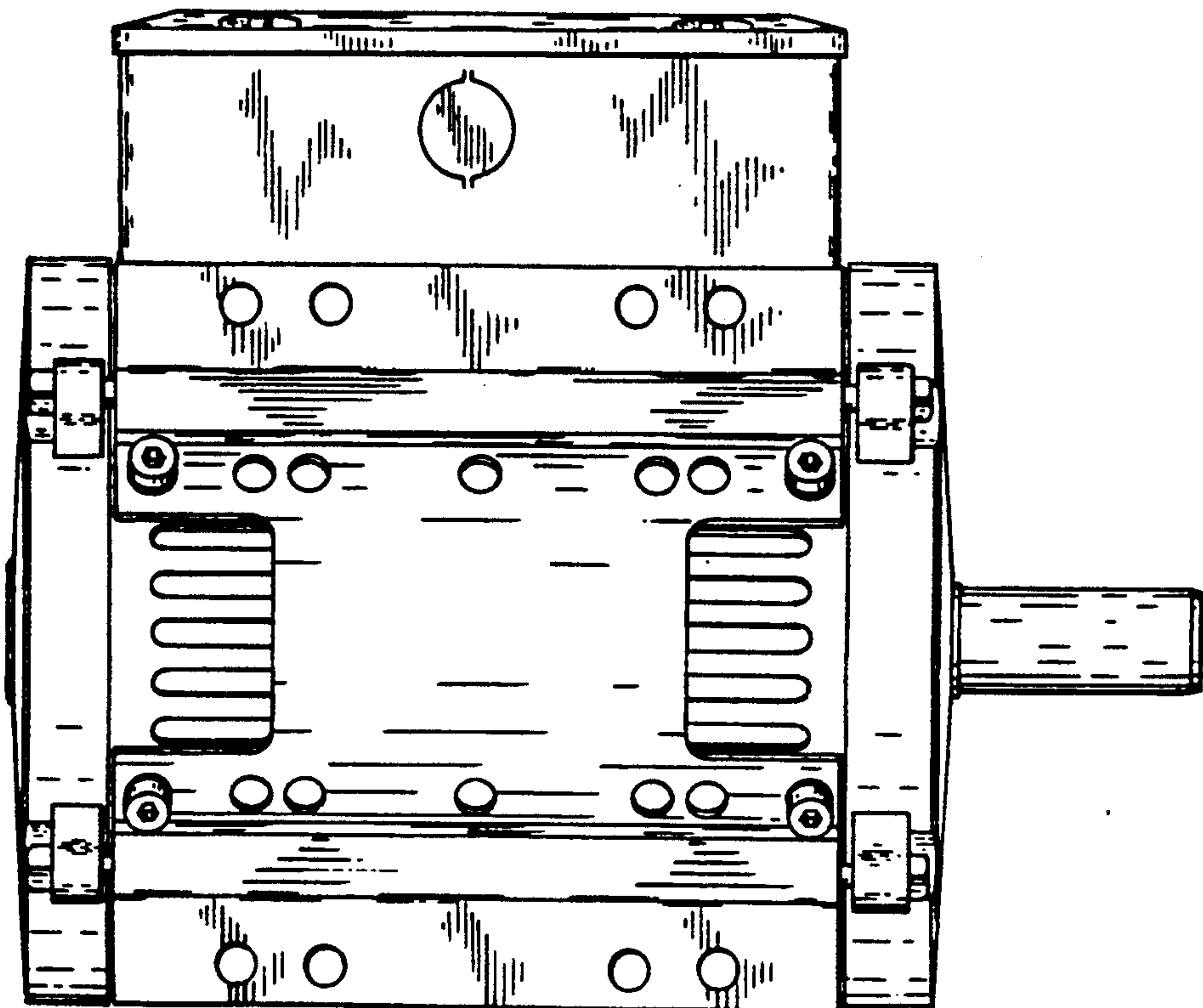


FIG. 14