

[54] **JEWELRY PIN**

[76] **Inventor:** Diane A. Wick, 45 Leland Hill Rd.,
Sutton, Mass. 01527

[**] **Term:** 14 Years

[21] **Appl. No.:** 254,787

[22] **Filed:** Oct. 7, 1988

[52] **U.S. Cl.** D11/50; D11/61

[58] **Field of Search** D11/1-2,
D11/30, 40-50, 61, 79-82, 95, 97, 98-100, 116,
141, 85; 63/1.1, 2, 20, 23; 40/1.5

[56] **References Cited**

U.S. PATENT DOCUMENTS

D. 78,200 4/1929 Fouch D11/100
D. 233,681 11/1974 Bernstein D11/85
D. 328,845 6/1900 Fauss D11/95

OTHER PUBLICATIONS

International Silver Co., p. 19, item in upper left hand corner of page.

Edmund Scientific Catalog #691, 9/68, p. 59, item upper left corner.

Primary Examiner—Louis S. Zarfes

Assistant Examiner—R. T. Seifert

Attorney, Agent, or Firm—Jerry T. Kearns

[57] **CLAIM**

The ornamental design for a jewelry pin, as shown and described.

DESCRIPTION

FIG. 1 is a front elevational view of a jewelry pin showing my new design;

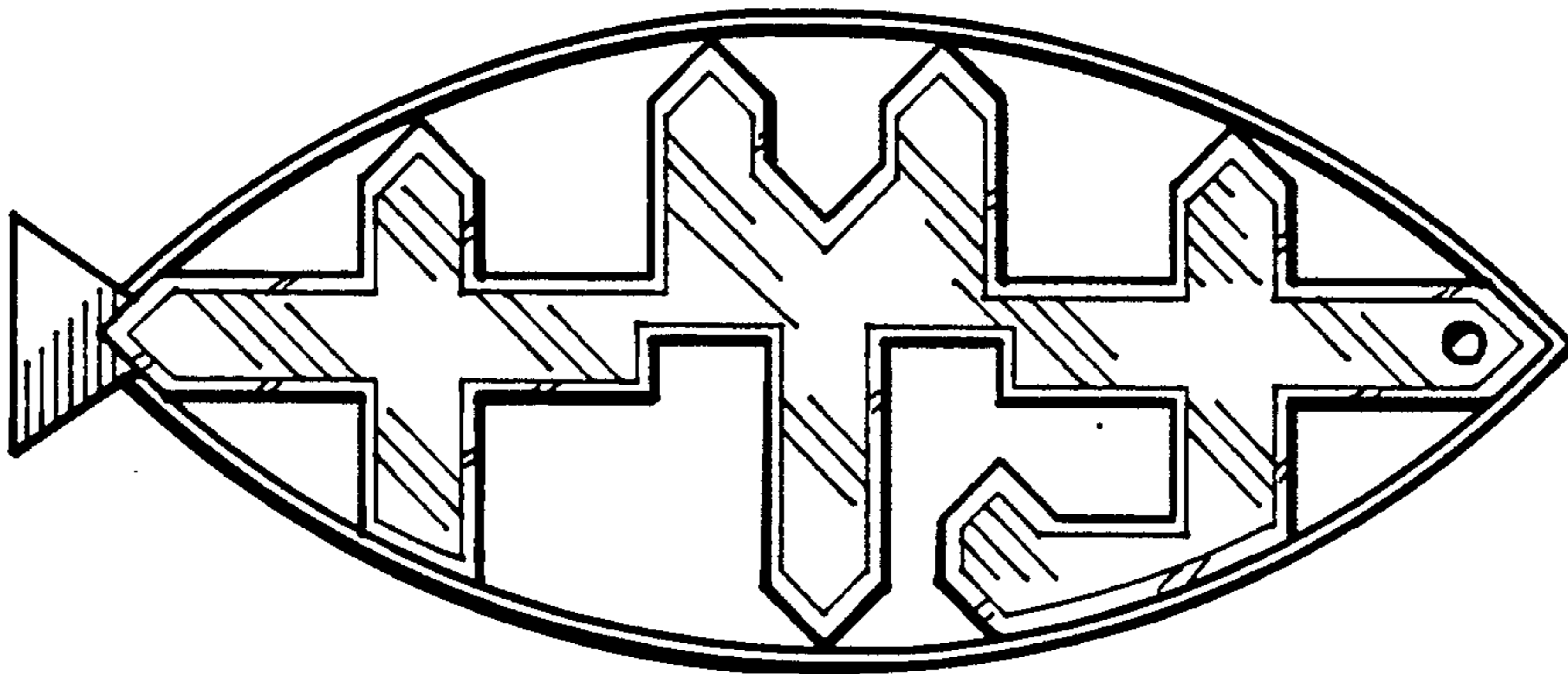
FIG. 2 is a rear elevational view thereof;

FIG. 3 is a left side elevational view thereof;

FIG. 4 is a right side elevational view thereof;

FIG. 5 is a top plan view thereof; and,

FIG. 6 is a bottom plan view thereof.



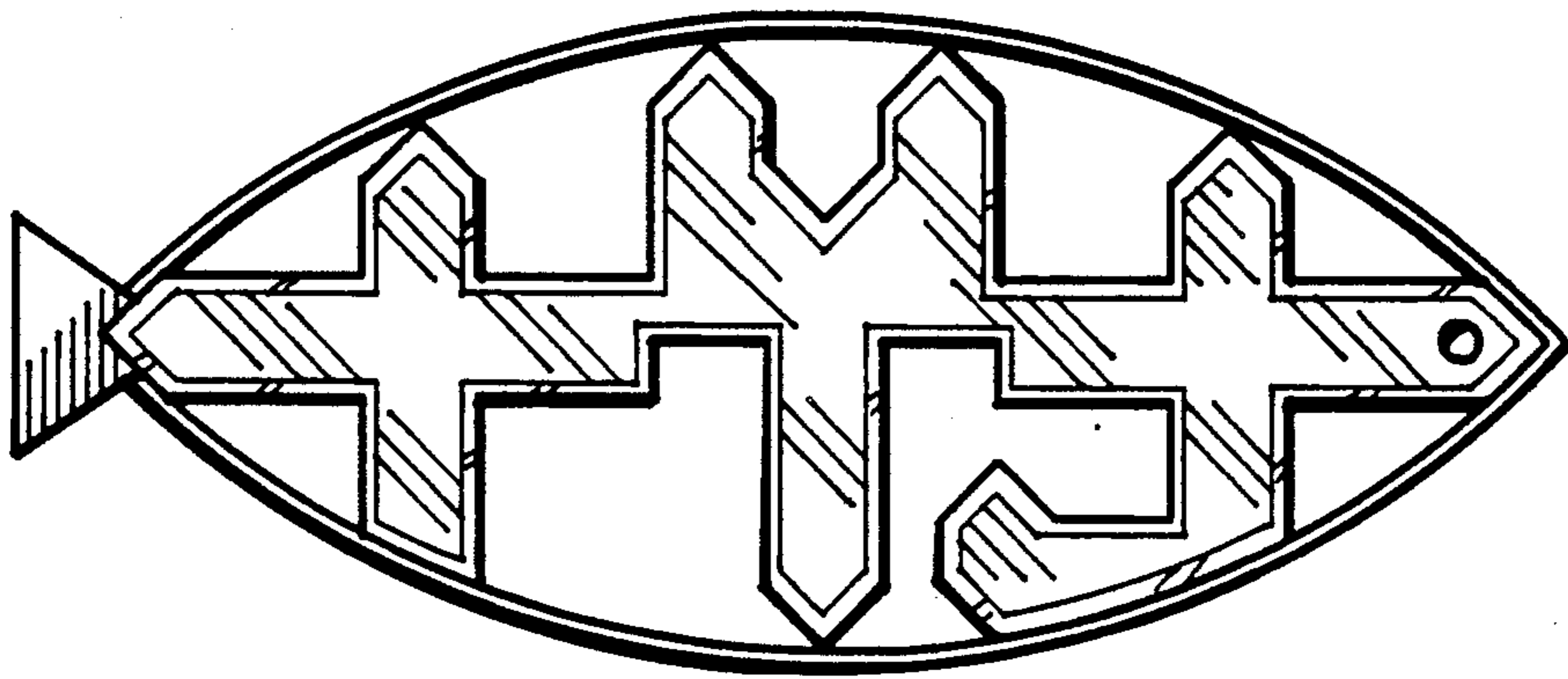


Fig. 1

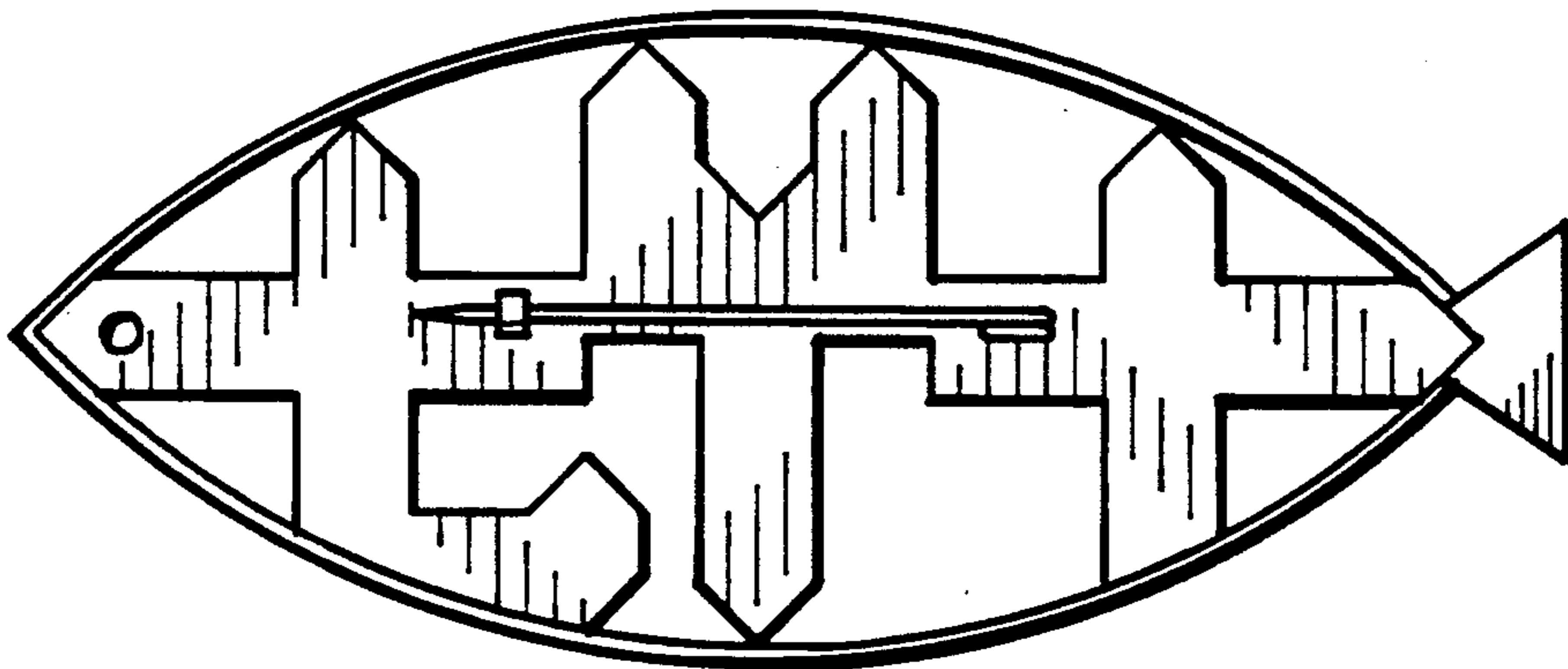


Fig. 2



Fig. 3



Fig. 4




Fig. 5




Fig. 6